


**Match:** 21 **Date:** 12.06.2015 **Spectators:** 9'574  
**City:** Hoffman Estates IL  
**Hall:** Sears Centre  
**Match duration:** **Start:** 19:10 **End:** 21:47 **Total:** 2:37

Teams	Sets	1	2	3	4	5	Total
<b>USA</b>	<b>3</b>	23	25	19	25	15	107
<b>POL</b>	<b>2</b>	25	23	25	22	9	104
<b>Set duration</b>		0:29	0:38	0:31	0:31	0:16	2:25



### USA • USA

**Spike**

Succ. %  
Limit: 15.00%

Rk	No	Name	Spikes	Faults	Shots	Total Attempts	Note
1	9	Troy Murphy	17	5	12	34	50.00
2	1	Anderson Matthew	17	4	15	36	47.22
-	10	Jaeschke Thomas	7	1	9	17	
-	17	Holt Maxwell	5	2	4	11	
-	2	Russell Aaron	4	4	1	9	
-	20	Smith David	5	-	-	5	
-	4	Lee David	3	1	1	5	
-	11	Christenson Micah	1	-	1	2	
-	12	Holmes Russell	1	1	-	2	
-	6	Lotman Paul	-	-	-	-	
-	7	Shoji Kawika	-	-	-	-	
-	8	Priddy William	-	-	-	-	
-	15	Clark Carson	-	-	-	-	
-	22	Shoji Erik	-	-	-	-	
<b>Others</b>			-	-	-	-	
<b>Total Team</b>			60	18	43	121	49.59

**Block**


Avg. by set

Rk	No	Name	Kill Blocks	Faults	Rebounds	Total Attempts	Note
1	1	Anderson Matthew	2	1	1	4	0.40
1	10	Jaeschke Thomas	2	2	2	6	0.40
1	11	Christenson Micah	2	2	2	6	0.40
1	17	Holt Maxwell	2	5	3	10	0.40
5	4	Lee David	1	4	3	8	0.20
-	6	Lotman Paul	-	-	-	-	
-	7	Shoji Kawika	-	-	-	-	
-	8	Priddy William	-	-	-	-	
-	12	Holmes Russell	-	-	-	-	
-	15	Clark Carson	-	-	-	-	
-	22	Shoji Erik	-	-	-	-	
-	9	Troy Murphy	-	1	3	4	
-	20	Smith David	-	3	1	4	
-	2	Russell Aaron	-	2	-	2	
<b>Others</b>			-	-	-	-	
<b>Total Team</b>			9	20	15	44	1.80



**Match:** 21 **Date:** 12.06.2015 **Spectators:** 9'574  
**City:** Hoffman Estates IL  
**Hall:** Sears Centre  
**Match duration:** **Start:** 19:10 **End:** 21:47 **Total:** 2:37

Teams	Sets	1	2	3	4	5	Total
<b>USA</b>	<b>3</b>	23	25	19	25	15	107
<b>POL</b>	<b>2</b>	25	23	25	22	9	104
<b>Set duration</b>		0:29	0:38	0:31	0:31	0:16	2:25



### USA • USA

Rk	No	Name	Aces	Faults	Serve Hits	Total Attempts	Note
1	11	Christenson Micah	3	6	12	21	0.60
2	4	Lee David	1	1	12	14	0.20
2	1	Anderson Matthew	1	1	11	13	0.20
2	10	Jaeschke Thomas	1	2	12	15	0.20
-	6	Lotman Paul	-	-	-	-	
-	7	Shoji Kawika	-	-	-	-	
-	8	Priddy William	-	-	-	-	
-	15	Clark Carson	-	-	-	-	
-	22	Shoji Erik	-	-	-	-	
-	20	Smith David	-	1	8	9	
-	9	Troy Murphy	-	3	15	18	
-	12	Holmes Russell	-	1	4	5	
-	17	Holt Maxwell	-	4	5	9	
-	2	Russell Aaron	-	2	-	2	
<b>Others</b>			-	-	-	-	
<b>Total Team</b>			6	21	79	106	1.20

**Serve**

Avg. by set

Team	Opponent errors & Team faults	Aces	Faults	Total Attempts
		32	-	32

Rk	No	Name	Digs	Faults	Receptions	Total Attempts	Note
1	22	Shoji Erik	13	3	-	16	2.60
2	1	Anderson Matthew	10	-	1	11	2.00
3	10	Jaeschke Thomas	8	-	1	9	1.60
4	9	Troy Murphy	7	3	-	10	1.40
5	11	Christenson Micah	4	1	-	5	0.80
6	4	Lee David	3	-	-	3	0.60
7	17	Holt Maxwell	1	-	-	1	0.20
7	20	Smith David	1	1	-	2	0.20
-	6	Lotman Paul	-	-	-	-	
-	7	Shoji Kawika	-	-	-	-	
-	8	Priddy William	-	-	-	-	
-	12	Holmes Russell	-	-	1	1	
-	15	Clark Carson	-	-	-	-	
-	2	Russell Aaron	-	2	1	3	
<b>Others</b>			-	-	-	-	
<b>Total Team</b>			47	10	4	61	9.40


**Dig**

Avg. by set



**Match:** 21 **Date:** 12.06.2015 **Spectators:** 9'574  
**City:** Hoffman Estates IL  
**Hall:** Sears Centre  
**Match duration:** **Start:** 19:10 **End:** 21:47 **Total:** 2:37

Teams	Sets	1	2	3	4	5	Total
<b>USA</b>	<b>3</b>	23	25	19	25	15	107
<b>POL</b>	<b>2</b>	25	23	25	22	9	104
<b>Set duration</b>		0:29	0:38	0:31	0:31	0:16	2:25



### USA • USA

**Set**

Avg. by set

Rk	No	Name	Running Sets	Faults	Still Sets	Total Attempts	Note
1	11	Christenson Micah	36	-	71	107	7.20
-	1	Anderson Matthew	-	-	1	1	
-	2	Russell Aaron	-	-	-	-	
-	4	Lee David	-	-	-	-	
-	6	Lotman Paul	-	-	-	-	
-	7	Shoji Kawika	-	-	-	-	
-	8	Priddy William	-	-	-	-	
-	9	Troy Murphy	-	-	-	-	
-	12	Holmes Russell	-	-	-	-	
-	15	Clark Carson	-	-	-	-	
-	17	Holt Maxwell	-	-	1	1	
-	20	Smith David	-	-	-	-	
-	22	Shoji Erik	-	-	7	7	
-	10	Jaeschke Thomas	-	1	1	2	
<b>Others</b>			-	-	-	-	
<b>Total Team</b>			36	1	81	118	7.20

**Reception**

Eff. %  
Limit: 25.00%

Rk	No	Name	Excellents	Faults	Serve Receptions	Total Attempts	Note
1	1	Anderson Matthew	23	1	2	26	84.62
2	22	Shoji Erik	21	1	6	28	71.43
-	10	Jaeschke Thomas	14	-	3	17	
-	2	Russell Aaron	9	1	1	11	
-	11	Christenson Micah	1	-	-	1	
-	4	Lee David	-	-	-	-	
-	6	Lotman Paul	-	-	-	-	
-	7	Shoji Kawika	-	-	-	-	
-	8	Priddy William	-	-	-	-	
-	9	Troy Murphy	-	-	-	-	
-	12	Holmes Russell	-	-	-	-	
-	15	Clark Carson	-	-	-	-	
-	17	Holt Maxwell	-	-	-	-	
-	20	Smith David	-	-	-	-	
<b>Others</b>			-	-	-	-	
<b>Total Team</b>			68	3	12	83	78.31



**Match:** 21 **Date:** 12.06.2015 **Spectators:** 9'574  
**City:** Hoffman Estates IL  
**Hall:** Sears Centre  
**Match duration:** **Start:** 19:10 **End:** 21:47 **Total:** 2:37

Teams	Sets	1	2	3	4	5	Total
<b>USA</b>	<b>3</b>	23	25	19	25	15	107
<b>POL</b>	<b>2</b>	25	23	25	22	9	104
<b>Set duration</b>		0:29	0:38	0:31	0:31	0:16	2:25



### POL • Poland

**Spike**

Succ. %  
Limit: 15.00%

Rk	No	Name	Spikes	Faults	Shots	Total Attempts	Note
1	6	Kurek Bartosz	23	7	15	45	51.11
2	20	Mika Mateusz	9	6	11	26	34.62
-	23	Bieniek Mateusz	9	1	7	17	
-	13	Kubiak Michal	9	3	5	17	
-	1	Nowakowski Piotr	7	-	3	10	
-	11	Drzyzga Fabian	1	-	4	5	
-	21	Buszek Rafal	-	1	1	2	
-	4	JAROSZ Jakub	-	-	-	-	
-	8	Wrona Andrzej	-	-	-	-	
-	12	LOMACZ Grzegorz	-	-	-	-	
-	15	GACEK Piotr	-	-	-	-	
-	17	Zatorski Pawel	-	-	-	-	
-	18	Mozdzonek Marcin	-	-	-	-	
-	22	Bednorz Bartosz	-	-	-	-	
<b>Others</b>			-	-	-	-	
<b>Total Team</b>			58	18	46	122	47.54

**Block**

Avg. by set

Rk	No	Name	Kill Blocks	Faults	Rebounds	Total Attempts	Note
1	23	Bieniek Mateusz	4	5	-	9	0.80
2	1	Nowakowski Piotr	3	3	2	8	0.60
3	6	Kurek Bartosz	1	-	1	2	0.20
3	13	Kubiak Michal	1	1	3	5	0.20
-	4	JAROSZ Jakub	-	-	-	-	
-	8	Wrona Andrzej	-	-	-	-	
-	12	LOMACZ Grzegorz	-	-	-	-	
-	15	GACEK Piotr	-	-	-	-	
-	17	Zatorski Pawel	-	-	-	-	
-	18	Mozdzonek Marcin	-	-	-	-	
-	21	Buszek Rafal	-	-	-	-	
-	22	Bednorz Bartosz	-	-	-	-	
-	11	Drzyzga Fabian	-	1	-	1	
-	20	Mika Mateusz	-	3	-	3	
<b>Others</b>			-	-	-	-	
<b>Total Team</b>			9	13	6	28	1.80

**Match:** 21 **Date:** 12.06.2015 **Spectators:** 9'574  
**City:** Hoffman Estates IL  
**Hall:** Sears Centre  
**Match duration:** **Start:** 19:10 **End:** 21:47 **Total:** 2:37

Teams	Sets	1	2	3	4	5	Total
<b>USA</b>	<b>3</b>	23	25	19	25	15	107
<b>POL</b>	<b>2</b>	25	23	25	22	9	104
<b>Set duration</b>		0:29	0:38	0:31	0:31	0:16	2:25



### POL • Poland

Rk	No	Name	Aces	Faults	Serve Hits	Total Attempts	Note
1	23	Bieniek Mateusz	1	2	15	18	0.20
1	1	Nowakowski Piotr	1	3	14	18	0.20
1	20	Mika Mateusz	1	5	9	15	0.20
-	4	JAROSZ Jakub	-	-	-	-	
-	8	Wrona Andrzej	-	-	-	-	
-	12	LOMACZ Grzegorz	-	-	-	-	
-	15	GACEK Piotr	-	-	-	-	
-	17	Zatorski Pawel	-	-	-	-	
-	18	Mozdzonek Marcin	-	-	-	-	
-	22	Bednorz Bartosz	-	-	-	-	
-	11	Drzyzga Fabian	-	2	13	15	
-	6	Kurek Bartosz	-	3	14	17	
-	13	Kubiak Michal	-	5	13	18	
-	21	Buszek Rafal	-	2	2	4	
<b>Others</b>			-	-	-	-	
<b>Total Team</b>			3	22	80	105	0.60

**Serve**

Avg. by set

Team	Opponent errors & Team faults	Aces	Faults	Total Attempts	Note
	Opponent errors & Team faults	34	-	34	

Rk	No	Name	Digs	Faults	Receptions	Total Attempts	Note
1	17	Zatorski Pawel	15	1	-	16	3.00
2	13	Kubiak Michal	12	2	2	16	2.40
3	11	Drzyzga Fabian	10	6	1	17	2.00
4	1	Nowakowski Piotr	3	-	-	3	0.60
4	6	Kurek Bartosz	3	1	-	4	0.60
4	20	Mika Mateusz	3	1	-	4	0.60
7	23	Bieniek Mateusz	2	-	-	2	0.40
8	21	Buszek Rafal	1	1	-	2	0.20
-	4	JAROSZ Jakub	-	-	-	-	
-	8	Wrona Andrzej	-	-	-	-	
-	12	LOMACZ Grzegorz	-	-	-	-	
-	15	GACEK Piotr	-	-	-	-	
-	18	Mozdzonek Marcin	-	-	-	-	
-	22	Bednorz Bartosz	-	-	-	-	
<b>Others</b>			-	-	-	-	
<b>Total Team</b>			49	12	3	64	9.80

**Dig**

Avg. by set



**Match:** 21 **Date:** 12.06.2015 **Spectators:** 9'574  
**City:** Hoffman Estates IL  
**Hall:** Sears Centre  
**Match duration:** **Start:** 19:10 **End:** 21:47 **Total:** 2:37

Teams	Sets	1	2	3	4	5	Total
<b>USA</b>	<b>3</b>	23	25	19	25	15	107
<b>POL</b>	<b>2</b>	25	23	25	22	9	104
<b>Set duration</b>		0:29	0:38	0:31	0:31	0:16	2:25



### POL • Poland

**Set**

Avg. by set

Rk	No	Name	Running Sets	Faults	Still Sets	Total Attempts	Note
1	11	Drzyzga Fabian	19	-	71	90	3.80
-	1	Nowakowski Piotr	-	-	1	1	
-	4	JAROSZ Jakub	-	-	-	-	
-	6	Kurek Bartosz	-	-	2	2	
-	8	Wrona Andrzej	-	-	-	-	
-	12	LOMACZ Grzegorz	-	-	-	-	
-	13	Kubiak Michal	-	-	8	8	
-	15	GACEK Piotr	-	-	-	-	
-	17	Zatorski Pawel	-	-	7	7	
-	18	Mozdzonek Marcin	-	-	-	-	
-	20	Mika Mateusz	-	-	2	2	
-	22	Bednorz Bartosz	-	-	-	-	
-	23	Bieniek Mateusz	-	-	-	-	
-	21	Buszek Rafal	-	1	-	1	
<b>Others</b>			-	-	-	-	
<b>Total Team</b>			19	1	91	111	3.80

**Reception**

Eff. %  
Limit: 25.00%

Rk	No	Name	Excellents	Faults	Serve Receptions	Total Attempts	Note
1	17	Zatorski Pawel	20	2	-	22	81.82
2	13	Kubiak Michal	15	1	6	22	63.64
3	20	Mika Mateusz	22	2	8	32	62.50
-	21	Buszek Rafal	4	-	1	5	
-	1	Nowakowski Piotr	1	-	-	1	
-	11	Drzyzga Fabian	-	-	1	1	
-	23	Bieniek Mateusz	1	-	-	1	
-	4	JAROSZ Jakub	-	-	-	-	
-	8	Wrona Andrzej	-	-	-	-	
-	12	LOMACZ Grzegorz	-	-	-	-	
-	15	GACEK Piotr	-	-	-	-	
-	18	Mozdzonek Marcin	-	-	-	-	
-	22	Bednorz Bartosz	-	-	-	-	
-	6	Kurek Bartosz	-	1	-	1	
<b>Others</b>			-	-	-	-	
<b>Total Team</b>			63	6	16	85	67.06

