


Match: 10 **Date:** 06.06.2015 **Spectators:** 5'200
City: Long Beach, CA
Hall: Walter Pyramid
Match duration: **Start:** 19:10 **End:** 20:55 **Total:** 1:45

Teams	Sets	1	2	3	4	5	Total
USA	3	25	25	25			75
RUS	0	23	21	16			60
Set duration		0:35	0:31	0:33			1:39



USA • USA

Spike

Succ. %
Limit: 15.00%

Rk	No	Name	Spikes	Faults	Shots	Total Attempts	Note
1	1	Anderson Matthew	12	2	9	23	52.17
2	2	Russell Aaron	10	5	5	20	50.00
3	9	Troy Murphy	8	7	6	21	38.10
-	20	Smith David	5	-	2	7	
-	17	Holt Maxwell	3	2	-	5	
-	11	Christenson Micah	1	1	-	2	
-	4	Lee David	-	-	-	-	
-	6	Lotman Paul	-	-	-	-	
-	7	Shoji Kawika	-	-	-	-	
-	8	Priddy William	-	-	-	-	
-	10	Jaeschke Thomas	-	-	-	-	
-	12	Holmes Russell	-	-	-	-	
-	15	Clark Carson	-	-	-	-	
-	22	Shoji Erik	-	-	-	-	
Others			-	-	-	-	
Total Team			39	17	22	78	50.00

Block


Avg. by set

Rk	No	Name	Kill Blocks	Faults	Rebounds	Total Attempts	Note
1	9	Troy Murphy	2	-	2	4	0.67
1	17	Holt Maxwell	2	2	2	6	0.67
1	20	Smith David	2	4	1	7	0.67
4	1	Anderson Matthew	1	4	-	5	0.33
-	4	Lee David	-	-	-	-	
-	6	Lotman Paul	-	-	-	-	
-	7	Shoji Kawika	-	-	-	-	
-	8	Priddy William	-	-	-	-	
-	10	Jaeschke Thomas	-	-	-	-	
-	12	Holmes Russell	-	-	-	-	
-	15	Clark Carson	-	-	-	-	
-	22	Shoji Erik	-	-	-	-	
-	2	Russell Aaron	-	1	3	4	
-	11	Christenson Micah	-	2	1	3	
Others			-	-	-	-	
Total Team			7	13	9	29	2.33



Match: 10 **Date:** 06.06.2015 **Spectators:** 5'200
City: Long Beach, CA
Hall: Walter Pyramid
Match duration: **Start:** 19:10 **End:** 20:55 **Total:** 1:45

Teams	Sets	1	2	3	4	5	Total
USA	3	25	25	25			75
RUS	0	23	21	16			60
Set duration		0:35	0:31	0:33			1:39



USA • USA

Rk	No	Name	Aces	Faults	Serve Hits	Total Attempts	Note
1	11	Christenson Micah	2	3	8	13	0.67
2	20	Smith David	1	2	16	19	0.33
2	4	Lee David	1	1	4	6	0.33
2	1	Anderson Matthew	1	3	5	9	0.33
-	6	Lotman Paul	-	-	-	-	
-	7	Shoji Kawika	-	-	-	-	
-	8	Priddy William	-	-	-	-	
-	10	Jaeschke Thomas	-	-	-	-	
-	12	Holmes Russell	-	-	1	1	
-	15	Clark Carson	-	-	-	-	
-	22	Shoji Erik	-	-	-	-	
-	2	Russell Aaron	-	2	7	9	
-	17	Holt Maxwell	-	2	7	9	
-	9	Troy Murphy	-	3	4	7	
Others			-	-	-	-	
Total Team			5	16	52	73	1.67

Serve

Avg. by set

Team	Opponent errors & Team faults	Aces	Faults	Total Attempts
		24	-	24

Rk	No	Name	Digs	Faults	Receptions	Total Attempts	Note
1	2	Russell Aaron	7	-	-	7	2.33
1	22	Shoji Erik	7	-	2	9	2.33
3	17	Holt Maxwell	6	-	-	6	2.00
4	1	Anderson Matthew	3	-	-	3	1.00
4	9	Troy Murphy	3	2	-	5	1.00
4	11	Christenson Micah	3	2	-	5	1.00
7	20	Smith David	2	-	1	3	0.67
8	4	Lee David	1	-	-	1	0.33
-	6	Lotman Paul	-	-	-	-	
-	7	Shoji Kawika	-	-	-	-	
-	8	Priddy William	-	-	-	-	
-	10	Jaeschke Thomas	-	-	-	-	
-	12	Holmes Russell	-	-	-	-	
-	15	Clark Carson	-	-	-	-	
Others			-	-	-	-	
Total Team			32	4	3	39	10.67


Dig

Avg. by set



Match: 10 **Date:** 06.06.2015 **Spectators:** 5'200
City: Long Beach, CA
Hall: Walter Pyramid
Match duration: **Start:** 19:10 **End:** 20:55 **Total:** 1:45

Teams	Sets	1	2	3	4	5	Total
USA	3	25	25	25			75
RUS	0	23	21	16			60
Set duration		0:35	0:31	0:33			1:39



USA • USA

Set

Avg. by set

Rk	No	Name	Running Sets	Faults	Still Sets	Total Attempts	Note
1	11	Christenson Micah	26	-	37	63	8.67
-	1	Anderson Matthew	-	-	1	1	
-	2	Russell Aaron	-	-	3	3	
-	4	Lee David	-	-	-	-	
-	6	Lotman Paul	-	-	-	-	
-	7	Shoji Kawika	-	-	-	-	
-	8	Priddy William	-	-	-	-	
-	9	Troy Murphy	-	-	-	-	
-	10	Jaeschke Thomas	-	-	-	-	
-	12	Holmes Russell	-	-	-	-	
-	15	Clark Carson	-	-	-	-	
-	17	Holt Maxwell	-	-	-	-	
-	20	Smith David	-	-	4	4	
-	22	Shoji Erik	-	-	1	1	
Others			-	-	-	-	
Total Team			26	-	46	72	8.67

Reception

Eff. %
Limit: 25.00%

Rk	No	Name	Excellents	Faults	Serve Receptions	Total Attempts	Note
1	2	Russell Aaron	12	-	1	13	92.31
2	1	Anderson Matthew	11	1	-	12	83.33
3	22	Shoji Erik	15	1	2	18	77.78
-	20	Smith David	1	-	1	2	
-	4	Lee David	-	-	-	-	
-	6	Lotman Paul	-	-	-	-	
-	7	Shoji Kawika	-	-	-	-	
-	8	Priddy William	-	-	-	-	
-	9	Troy Murphy	-	-	-	-	
-	10	Jaeschke Thomas	-	-	-	-	
-	11	Christenson Micah	-	-	-	-	
-	12	Holmes Russell	-	-	-	-	
-	15	Clark Carson	-	-	-	-	
-	17	Holt Maxwell	-	-	-	-	
Others			-	-	-	-	
Total Team			39	2	4	45	82.22



Match: 10 **Date:** 06.06.2015 **Spectators:** 5'200
City: Long Beach, CA
Hall: Walter Pyramid
Match duration: **Start:** 19:10 **End:** 20:55 **Total:** 1:45

Teams	Sets	1	2	3	4	5	Total
USA	3	25	25	25			75
RUS	0	23	21	16			60
Set duration		0:35	0:31	0:33			1:39



RUS • Russia

Spike

Succ. %
Limit: 15.00%

Rk	No	Name	Spikes	Faults	Shots	Total Attempts	Note
1	18	Moroz Pavel	12	7	7	26	46.15
2	15	Ilinykh Dmitriy	5	3	5	13	38.46
-	9	Spiridonov Alexey	3	-	4	7	
-	22	Markin Alexander	1	-	5	6	
-	14	Abrosimov Alexander	1	-	4	5	
-	10	Savin Sergey	-	1	4	5	
-	11	Ashchev Andrey	2	1	2	5	
-	19	Kolodinsky Igor	1	-	1	2	
-	1	Antipkin Sergey	-	-	-	-	
-	20	Obmochaev Alexey	-	-	-	-	
-	21	Bragin Roman	-	-	-	-	
-	24	Smoliar Artem	-	-	-	-	
Others			-	-	-	-	
Total Team			25	12	32	69	36.23

Block

Avg. by set

Rk	No	Name	Kill Blocks	Faults	Rebounds	Total Attempts	Note
1	24	Smoliar Artem	3	2	-	5	1.00
2	15	Ilinykh Dmitriy	2	1	1	4	0.67
2	11	Ashchev Andrey	2	2	-	4	0.67
2	19	Kolodinsky Igor	2	2	-	4	0.67
5	10	Savin Sergey	1	-	-	1	0.33
5	22	Markin Alexander	1	-	1	2	0.33
5	14	Abrosimov Alexander	1	2	1	4	0.33
-	1	Antipkin Sergey	-	-	-	-	
-	9	Spiridonov Alexey	-	-	-	-	
-	20	Obmochaev Alexey	-	-	-	-	
-	21	Bragin Roman	-	-	-	-	
-	18	Moroz Pavel	-	1	3	4	
Others			-	-	-	-	
Total Team			12	10	6	28	4.00



Match: 10 **Date:** 06.06.2015 **Spectators:** 5'200
City: Long Beach, CA
Hall: Walter Pyramid
Match duration: **Start:** 19:10 **End:** 20:55 **Total:** 1:45

Teams	Sets	1	2	3	4	5	Total
USA	3	25	25	25			75
RUS	0	23	21	16			60
Set duration		0:35	0:31	0:33			1:39



RUS • Russia

Rk	No	Name	Aces	Faults	Serve Hits	Total Attempts	Note
1	19	Kolodinsky Igor	2	2	12	16	0.67
-	1	Antipkin Sergey	-	-	1	1	
-	20	Obmochaev Alexey	-	-	-	-	
-	21	Bragin Roman	-	-	-	-	
-	22	Markin Alexander	-	-	1	1	
-	11	Ashchev Andrey	-	1	9	10	
-	9	Spiridonov Alexey	-	2	6	8	
-	18	Moroz Pavel	-	4	6	10	
-	15	Ilinykh Dmitriy	-	3	4	7	
-	14	Abrosimov Alexander	-	2	2	4	
-	24	Smoliar Artem	-	1	1	2	
-	10	Savin Sergey	-	2	1	3	
Others			-	-	-	-	
Total Team			2	17	43	62	0.67

Serve

Avg. by set

Team	Opponent errors & Team faults	Aces	Faults	Total Attempts
	Opponent errors & Team faults	21	-	21

Rk	No	Name	Digs	Faults	Receptions	Total Attempts	Note
1	20	Obmochaev Alexey	7	5	-	12	2.33
2	18	Moroz Pavel	6	-	-	6	2.00
3	10	Savin Sergey	2	-	-	2	0.67
3	9	Spiridonov Alexey	2	1	-	3	0.67
3	11	Ashchev Andrey	2	1	-	3	0.67
3	19	Kolodinsky Igor	2	2	-	4	0.67
7	1	Antipkin Sergey	1	-	-	1	0.33
7	15	Ilinykh Dmitriy	1	-	-	1	0.33
-	14	Abrosimov Alexander	-	-	-	-	
-	21	Bragin Roman	-	-	-	-	
-	22	Markin Alexander	-	-	-	-	
-	24	Smoliar Artem	-	-	-	-	
Others			-	-	-	-	
Total Team			23	9	-	32	7.67

Dig

Avg. by set



Match: 10 **Date:** 06.06.2015 **Spectators:** 5'200
City: Long Beach, CA
Hall: Walter Pyramid
Match duration: **Start:** 19:10 **End:** 20:55 **Total:** 1:45

Teams	Sets	1	2	3	4	5	Total
USA	3	25	25	25			75
RUS	0	23	21	16			60
Set duration		0:35	0:31	0:33			1:39



RUS • Russia

Set

Avg. by set

Rk	No	Name	Running Sets	Faults	Still Sets	Total Attempts	Note
1	19	Kolodinsky Igor	9	-	44	53	3.00
-	9	Spiridonov Alexey	-	-	1	1	
-	10	Savin Sergey	-	-	3	3	
-	11	Ashchev Andrey	-	-	1	1	
-	14	Abrosimov Alexander	-	-	-	-	
-	15	Ilinykh Dmitriy	-	-	-	-	
-	20	Obmochaev Alexey	-	-	4	4	
-	21	Bragin Roman	-	-	-	-	
-	22	Markin Alexander	-	-	1	1	
-	24	Smoliar Artem	-	-	-	-	
-	1	Antipkin Sergey	-	1	3	4	
-	18	Moroz Pavel	-	1	-	1	
Others			-	-	-	-	
Total Team			9	2	57	68	3.00

Reception

Eff. %
Limit: 25.00%

Rk	No	Name	Excellents	Faults	Serve Receptions	Total Attempts	Note
1	20	Obmochaev Alexey	14	1	1	16	81.25
2	15	Ilinykh Dmitriy	12	1	2	15	73.33
3	9	Spiridonov Alexey	11	1	4	16	62.50
-	10	Savin Sergey	2	1	1	4	
-	22	Markin Alexander	2	1	1	4	
-	11	Ashchev Andrey	2	-	-	2	
-	1	Antipkin Sergey	-	-	-	-	
-	14	Abrosimov Alexander	-	-	-	-	
-	18	Moroz Pavel	-	-	-	-	
-	19	Kolodinsky Igor	-	-	-	-	
-	21	Bragin Roman	-	-	-	-	
-	24	Smoliar Artem	-	-	-	-	
Others			-	-	-	-	
Total Team			43	5	9	57	66.67

