


Match: 9 **Date:** 05.06.2015 **Spectators:** 4'100
City: Long Beach, CA
Hall: Walter Pyramid
Match duration: **Start:** 19:10 **End:** 21:26 **Total:** 2:16

Teams	Sets	1	2	3	4	5	Total
USA	3	25	24	25	28		102
RUS	1	18	26	15	26		85
Set duration		0:25	0:36	0:27	0:39		2:07



USA • USA

Spike

Succ. %
Limit: 15.00%

Rk	No	Name	Spikes	Faults	Shots	Total Attempts	Note
1	9	Troy Murphy	14	2	5	21	66.67
2	17	Holt Maxwell	9	1	4	14	64.29
3	1	Anderson Matthew	12	-	9	21	57.14
4	10	Jaeschke Thomas	7	3	4	14	50.00
-	2	Russell Aaron	1	4	4	9	
-	20	Smith David	6	-	2	8	
-	11	Christenson Micah	1	-	1	2	
-	4	Lee David	1	-	-	1	
-	6	Lotman Paul	-	-	-	-	
-	7	Shoji Kawika	-	-	-	-	
-	8	Priddy William	-	-	-	-	
-	12	Holmes Russell	-	-	-	-	
-	15	Clark Carson	-	-	-	-	
-	22	Shoji Erik	-	-	-	-	
Others			-	-	-	-	
Total Team			51	10	29	90	56.67

Block


Avg. by set

Rk	No	Name	Kill Blocks	Faults	Rebounds	Total Attempts	Note
1	17	Holt Maxwell	5	4	-	9	1.25
2	1	Anderson Matthew	2	-	1	3	0.50
2	10	Jaeschke Thomas	2	2	-	4	0.50
2	20	Smith David	2	3	1	6	0.50
-	2	Russell Aaron	-	-	1	1	
-	4	Lee David	-	-	-	-	
-	6	Lotman Paul	-	-	-	-	
-	7	Shoji Kawika	-	-	-	-	
-	8	Priddy William	-	-	-	-	
-	12	Holmes Russell	-	-	-	-	
-	15	Clark Carson	-	-	-	-	
-	22	Shoji Erik	-	-	-	-	
-	9	Troy Murphy	-	3	-	3	
-	11	Christenson Micah	-	2	-	2	
Others			-	-	-	-	
Total Team			11	14	3	28	2.75



Match: 9 **Date:** 05.06.2015 **Spectators:** 4'100
City: Long Beach, CA
Hall: Walter Pyramid
Match duration: **Start:** 19:10 **End:** 21:26 **Total:** 2:16

Teams	Sets	1	2	3	4	5	Total
USA	3	25	24	25	28		102
RUS	1	18	26	15	26		85
Set duration		0:25	0:36	0:27	0:39		2:07



USA • USA

Rk	No	Name	Aces	Faults	Serve Hits	Total Attempts	Note
1	11	Christenson Micah	2	2	13	17	0.50
1	20	Smith David	2	3	14	19	0.50
1	2	Russell Aaron	2	2	6	10	0.50
1	9	Troy Murphy	2	6	5	13	0.50
5	1	Anderson Matthew	1	3	10	14	0.25
5	17	Holt Maxwell	1	5	10	16	0.25
-	4	Lee David	-	-	4	4	
-	8	Priddy William	-	-	-	-	
-	12	Holmes Russell	-	-	-	-	
-	15	Clark Carson	-	-	-	-	
-	22	Shoji Erik	-	-	-	-	
-	10	Jaeschke Thomas	-	3	3	6	
-	6	Lotman Paul	-	1	-	1	
-	7	Shoji Kawika	-	1	-	1	
Others			-	-	-	-	
Total Team			10	26	65	101	2.50

Serve

Avg. by set

Team	Opponent errors & Team faults	Aces	Faults	Total Attempts
		30	-	30

Rk	No	Name	Digs	Faults	Receptions	Total Attempts	Note
1	1	Anderson Matthew	7	-	-	7	1.75
2	9	Troy Murphy	5	1	-	6	1.25
2	11	Christenson Micah	5	1	-	6	1.25
2	22	Shoji Erik	5	3	-	8	1.25
5	20	Smith David	3	1	-	4	0.75
6	2	Russell Aaron	2	-	-	2	0.50
6	17	Holt Maxwell	2	-	-	2	0.50
-	4	Lee David	-	-	-	-	
-	6	Lotman Paul	-	-	-	-	
-	7	Shoji Kawika	-	-	-	-	
-	8	Priddy William	-	-	-	-	
-	12	Holmes Russell	-	-	-	-	
-	15	Clark Carson	-	-	-	-	
-	10	Jaeschke Thomas	-	1	-	1	
Others			-	-	-	-	
Total Team			29	7	-	36	7.25


Dig

Avg. by set



Match: 9 **Date:** 05.06.2015 **Spectators:** 4'100
City: Long Beach, CA
Hall: Walter Pyramid
Match duration: **Start:** 19:10 **End:** 21:26 **Total:** 2:16

Teams	Sets	1	2	3	4	5	Total
USA	3	25	24	25	28		102
RUS	1	18	26	15	26		85
Set duration		0:25	0:36	0:27	0:39		2:07



USA • USA

Set

Avg. by set

Rk	No	Name	Running Sets	Faults	Still Sets	Total Attempts	Note
1	11	Christenson Micah	18	2	57	77	4.50
2	1	Anderson Matthew	1	-	1	2	0.25
-	2	Russell Aaron	-	-	-	-	
-	4	Lee David	-	-	-	-	
-	6	Lotman Paul	-	-	-	-	
-	7	Shoji Kawika	-	-	-	-	
-	8	Priddy William	-	-	-	-	
-	9	Troy Murphy	-	-	-	-	
-	10	Jaeschke Thomas	-	-	-	-	
-	12	Holmes Russell	-	-	-	-	
-	15	Clark Carson	-	-	-	-	
-	17	Holt Maxwell	-	-	-	-	
-	20	Smith David	-	-	2	2	
-	22	Shoji Erik	-	-	4	4	
Others			-	-	-	-	
Total Team			19	2	64	85	4.75

Reception

Eff. %
Limit: 25.00%

Rk	No	Name	Excellents	Faults	Serve Receptions	Total Attempts	Note
1	1	Anderson Matthew	20	1	2	23	82.61
2	22	Shoji Erik	16	4	1	21	57.14
-	2	Russell Aaron	10	1	5	16	
-	10	Jaeschke Thomas	6	-	2	8	
-	4	Lee David	-	-	-	-	
-	6	Lotman Paul	-	-	-	-	
-	7	Shoji Kawika	-	-	-	-	
-	8	Priddy William	-	-	-	-	
-	11	Christenson Micah	-	-	-	-	
-	12	Holmes Russell	-	-	-	-	
-	15	Clark Carson	-	-	-	-	
-	17	Holt Maxwell	-	-	-	-	
-	20	Smith David	-	-	-	-	
-	9	Troy Murphy	-	1	-	1	
Others			-	-	-	-	
Total Team			52	7	10	69	65.22



Match: 9 **Date:** 05.06.2015 **Spectators:** 4'100
City: Long Beach, CA
Hall: Walter Pyramid
Match duration: **Start:** 19:10 **End:** 21:26 **Total:** 2:16

Teams	Sets	1	2	3	4	5	Total
USA	3	25	24	25	28		102
RUS	1	18	26	15	26		85
Set duration		0:25	0:36	0:27	0:39		2:07



RUS • Russia

Spike

Succ. %
Limit: 15.00%

Rk	No	Name	Spikes	Faults	Shots	Total Attempts	Note
1	15	Ilinykh Dmitriy	11	4	6	21	52.38
2	18	Moroz Pavel	12	9	4	25	48.00
3	9	Spiridonov Alexey	5	4	5	14	35.71
-	10	Savin Sergey	5	3	1	9	
-	11	Ashchev Andrey	3	-	4	7	
-	22	Markin Alexander	1	2	2	5	
-	14	Abrosimov Alexander	2	-	2	4	
-	24	Smoliar Artem	1	-	1	2	
-	19	Kolodinsky Igor	1	1	-	2	
-	1	Antipkin Sergey	-	-	-	-	
-	20	Obmochaev Alexey	-	-	-	-	
-	21	Bragin Roman	-	-	-	-	
Others			-	-	-	-	
Total Team			41	23	25	89	46.07

Block

Avg. by set

Rk	No	Name	Kill Blocks	Faults	Rebounds	Total Attempts	Note
1	11	Ashchev Andrey	1	-	1	2	0.25
1	18	Moroz Pavel	1	-	1	2	0.25
1	24	Smoliar Artem	1	3	2	6	0.25
1	10	Savin Sergey	1	3	1	5	0.25
-	1	Antipkin Sergey	-	-	-	-	
-	9	Spiridonov Alexey	-	-	-	-	
-	15	Ilinykh Dmitriy	-	-	-	-	
-	20	Obmochaev Alexey	-	-	-	-	
-	21	Bragin Roman	-	-	-	-	
-	19	Kolodinsky Igor	-	1	2	3	
-	14	Abrosimov Alexander	-	1	1	2	
-	22	Markin Alexander	-	3	-	3	
Others			-	-	-	-	
Total Team			4	11	8	23	1.00



Match: 9 **Date:** 05.06.2015 **Spectators:** 4'100
City: Long Beach, CA
Hall: Walter Pyramid
Match duration: **Start:** 19:10 **End:** 21:26 **Total:** 2:16

Teams	Sets	1	2	3	4	5	Total
USA	3	25	24	25	28		102
RUS	1	18	26	15	26		85
Set duration		0:25	0:36	0:27	0:39		2:07



RUS • Russia

Rk	No	Name	Aces	Faults	Serve Hits	Total Attempts	Note
1	22	Markin Alexander	1	-	5	6	0.25
1	15	Ilinykh Dmitriy	1	2	8	11	0.25
1	19	Kolodinsky Igor	1	4	12	17	0.25
1	18	Moroz Pavel	1	3	7	11	0.25
1	9	Spiridonov Alexey	1	3	6	10	0.25
1	10	Savin Sergey	1	3	2	6	0.25
-	1	Antipkin Sergey	-	-	3	3	
-	11	Ashchev Andrey	-	-	9	9	
-	14	Abrosimov Alexander	-	-	5	5	
-	20	Obmochaev Alexey	-	-	-	-	
-	21	Bragin Roman	-	-	-	-	
-	24	Smoliar Artem	-	2	6	8	
Others			-	-	-	-	
Total Team			6	17	63	86	1.50

Serve

Avg. by set

Team	Opponent errors & Team faults	Aces	Faults	Total Attempts
		34	-	34

Rk	No	Name	Digs	Faults	Receptions	Total Attempts	Note
1	20	Obmochaev Alexey	9	5	-	14	2.25
2	18	Moroz Pavel	8	1	-	9	2.00
3	9	Spiridonov Alexey	4	1	-	5	1.00
3	19	Kolodinsky Igor	4	1	-	5	1.00
5	10	Savin Sergey	2	-	-	2	0.50
5	22	Markin Alexander	2	1	-	3	0.50
7	11	Ashchev Andrey	1	1	2	4	0.25
7	15	Ilinykh Dmitriy	1	2	1	4	0.25
-	1	Antipkin Sergey	-	-	-	-	
-	14	Abrosimov Alexander	-	-	-	-	
-	21	Bragin Roman	-	-	-	-	
-	24	Smoliar Artem	-	1	-	1	
Others			-	-	-	-	
Total Team			31	13	3	47	7.75

Dig

Avg. by set



Match: 9 **Date:** 05.06.2015 **Spectators:** 4'100
City: Long Beach, CA
Hall: Walter Pyramid
Match duration: **Start:** 19:10 **End:** 21:26 **Total:** 2:16

Teams	Sets	1	2	3	4	5	Total
USA	3	25	24	25	28		102
RUS	1	18	26	15	26		85
Set duration		0:25	0:36	0:27	0:39		2:07



RUS • Russia

Set

Avg. by set

Rk	No	Name	Running Sets	Faults	Still Sets	Total Attempts	Note
1	19	Kolodinsky Igor	22	-	46	68	5.50
-	1	Antipkin Sergey	-	-	1	1	
-	9	Spiridonov Alexey	-	-	-	-	
-	10	Savin Sergey	-	-	1	1	
-	11	Ashchev Andrey	-	-	1	1	
-	14	Abrosimov Alexander	-	-	-	-	
-	15	Ilinykh Dmitriy	-	-	-	-	
-	18	Moroz Pavel	-	-	2	2	
-	21	Bragin Roman	-	-	-	-	
-	22	Markin Alexander	-	-	-	-	
-	24	Smoliar Artem	-	-	1	1	
-	20	Obmochaev Alexey	-	1	5	6	
Others			-	-	-	-	
Total Team			22	1	57	80	5.50

Reception

Eff. %
Limit: 25.00%

Rk	No	Name	Excellents	Faults	Serve Receptions	Total Attempts	Note
1	20	Obmochaev Alexey	13	1	7	21	57.14
2	9	Spiridonov Alexey	13	4	3	20	45.00
-	10	Savin Sergey	6	3	4	13	
-	22	Markin Alexander	6	2	2	10	
-	15	Ilinykh Dmitriy	7	1	1	9	
-	14	Abrosimov Alexander	1	-	-	1	
-	1	Antipkin Sergey	-	-	-	-	
-	11	Ashchev Andrey	-	-	-	-	
-	18	Moroz Pavel	-	-	-	-	
-	19	Kolodinsky Igor	-	-	-	-	
-	24	Smoliar Artem	-	-	-	-	
-	21	Bragin Roman	-	1	-	1	
Others			-	-	-	-	
Total Team			46	12	17	75	45.33

