


Match: 13 **Date:** 06.06.2014 **Spectators:** 4'500
City: Long Beach
Hall: Walter Pyramid
Match duration: **Start:** 19:07 **End:** 21:35 **Total:** 2:28

Teams	Sets	1	2	3	4	5	Total
USA	3	25	27	20	25	15	112
RUS	2	17	25	25	27	12	106
Set duration		0:25	0:36	0:30	0:34	0:18	2:23



USA • USA

Spike

Succ. %
Limit: 15.00%

Rk	No	Name	Spikes	Faults	Shots	Total Attempts	Note
1	1	Anderson Matthew	31	4	14	49	63.27
2	3	Sander Taylor	18	4	16	38	47.37
-	2	Rooney Sean	6	6	7	19	
-	4	Lee David	9	3	5	17	
-	17	Holt Maxwell	9	1	3	13	
-	6	Lotman Paul	4	1	4	9	
-	11	Christenson Micah	-	1	2	3	
-	7	Shoji Kawika	-	-	-	-	
-	15	Clark Carson	-	-	-	-	
-	18	Muagututia Garrett	-	-	-	-	
-	20	Smith David	-	-	-	-	
-	22	Shoji Erik	-	-	-	-	
Others			-	-	-	-	
Total Team			77	20	51	148	52.03

Block


Avg. by set

Rk	No	Name	Kill Blocks	Faults	Rebounds	Total Attempts	Note
1	4	Lee David	3	4	2	9	0.60
1	17	Holt Maxwell	3	7	3	13	0.60
3	3	Sander Taylor	2	1	-	3	0.40
4	6	Lotman Paul	1	-	-	1	0.20
4	11	Christenson Micah	1	2	1	4	0.20
4	1	Anderson Matthew	1	2	-	3	0.20
-	7	Shoji Kawika	-	-	-	-	
-	15	Clark Carson	-	-	-	-	
-	18	Muagututia Garrett	-	-	-	-	
-	20	Smith David	-	-	-	-	
-	22	Shoji Erik	-	-	-	-	
-	2	Rooney Sean	-	3	-	3	
Others			-	-	-	-	
Total Team			11	19	6	36	2.20



Match: 13 **Date:** 06.06.2014 **Spectators:** 4'500
City: Long Beach
Hall: Walter Pyramid
Match duration: **Start:** 19:07 **End:** 21:35 **Total:** 2:28

Teams	Sets	1	2	3	4	5	Total
USA	3	25	27	20	25	15	112
RUS	2	17	25	25	27	12	106
Set duration		0:25	0:36	0:30	0:34	0:18	2:23



USA • USA

Rk	No	Name	Aces	Faults	Serve Hits	Total Attempts	Note
1	3	Sander Taylor	2	5	18	25	0.40
1	1	Anderson Matthew	2	6	12	20	0.40
3	17	Holt Maxwell	1	4	10	15	0.20
3	6	Lotman Paul	1	3	3	7	0.20
-	2	Rooney Sean	-	-	9	9	
-	15	Clark Carson	-	-	-	-	
-	18	Muagututia Garrett	-	-	-	-	
-	20	Smith David	-	-	-	-	
-	22	Shoji Erik	-	-	-	-	
-	4	Lee David	-	2	19	21	
-	11	Christenson Micah	-	3	10	13	
-	7	Shoji Kawika	-	1	1	2	
Others			-	-	-	-	
Total Team			6	24	82	112	1.20

Serve

Avg. by set

Team	Opponent errors & Team faults	Aces	Faults	Total Attempts
	Opponent errors & Team faults	18	-	18

Rk	No	Name	Digs	Faults	Receptions	Total Attempts	Note
1	3	Sander Taylor	8	-	1	9	1.60
1	22	Shoji Erik	8	1	6	15	1.60
1	1	Anderson Matthew	8	2	1	11	1.60
4	11	Christenson Micah	4	2	5	11	0.80
5	4	Lee David	3	2	-	5	0.60
6	2	Rooney Sean	2	1	5	8	0.40
6	6	Lotman Paul	2	2	2	6	0.40
8	17	Holt Maxwell	1	2	1	4	0.20
-	7	Shoji Kawika	-	-	-	-	
-	15	Clark Carson	-	-	-	-	
-	18	Muagututia Garrett	-	-	-	-	
-	20	Smith David	-	-	-	-	
Others			-	-	-	-	
Total Team			36	12	21	69	7.20


Dig

Avg. by set



Match: 13 **Date:** 06.06.2014 **Spectators:** 4'500
City: Long Beach
Hall: Walter Pyramid
Match duration: **Start:** 19:07 **End:** 21:35 **Total:** 2:28

Teams	Sets	1	2	3	4	5	Total
USA	3	25	27	20	25	15	112
RUS	2	17	25	25	27	12	106
Set duration		0:25	0:36	0:30	0:34	0:18	2:23



USA • USA

Set

Avg. by set

Rk	No	Name	Running Sets	Faults	Still Sets	Total Attempts	Note
1	11	Christenson Micah	41	1	73	115	8.20
-	2	Rooney Sean	-	-	1	1	
-	3	Sander Taylor	-	-	-	-	
-	4	Lee David	-	-	2	2	
-	6	Lotman Paul	-	-	1	1	
-	7	Shoji Kawika	-	-	-	-	
-	15	Clark Carson	-	-	-	-	
-	17	Holt Maxwell	-	-	2	2	
-	18	Muagututia Garrett	-	-	-	-	
-	20	Smith David	-	-	-	-	
-	22	Shoji Erik	-	-	7	7	
-	1	Anderson Matthew	-	1	3	4	
Others			-	-	-	-	
Total Team			41	2	89	132	8.20

Reception

Eff. %
Limit: 25.00%

Rk	No	Name	Excellents	Faults	Serve Receptions	Total Attempts	Note
1	22	Shoji Erik	31	1	4	36	83.33
-	2	Rooney Sean	14	-	4	18	
-	3	Sander Taylor	13	1	2	16	
-	6	Lotman Paul	12	2	2	16	
-	1	Anderson Matthew	6	1	2	9	
-	4	Lee David	-	-	1	1	
-	11	Christenson Micah	1	-	-	1	
-	17	Holt Maxwell	1	-	-	1	
-	7	Shoji Kawika	-	-	-	-	
-	15	Clark Carson	-	-	-	-	
-	18	Muagututia Garrett	-	-	-	-	
-	20	Smith David	-	-	-	-	
Others			-	-	-	-	
Total Team			78	5	15	98	74.49



Match: 13 **Date:** 06.06.2014 **Spectators:** 4'500
City: Long Beach
Hall: Walter Pyramid
Match duration: **Start:** 19:07 **End:** 21:35 **Total:** 2:28

Teams	Sets	1	2	3	4	5	Total
USA	3	25	27	20	25	15	112
RUS	2	17	25	25	27	12	106
Set duration		0:25	0:36	0:30	0:34	0:18	2:23



RUS • Russia

Spike

Succ. %
Limit: 15.00%

Rk	No	Name	Spikes	Faults	Shots	Total Attempts	Note
1	8	Biriukov Denis	20	5	16	41	48.78
2	22	Zemchenok Denis	14	6	13	33	42.42
3	10	Savin Sergey	7	5	12	24	29.17
-	7	Pavlov Nikolay	3	3	5	11	
-	14	Volvich Artem	5	1	4	10	
-	12	Smoliar Artem	3	1	3	7	
-	1	Kovalev Dmitry	-	-	2	2	
-	4	Khtey Taras	1	-	-	1	
-	5	Grankin Sergey	1	-	-	1	
-	11	Ostapenko Alexey	1	-	-	1	
-	18	Rodichev Alexey	-	-	-	-	
-	21	Golubev Valentin	-	-	-	-	
Others			-	-	-	-	
Total Team			55	21	55	131	41.98

Block

Avg. by set

Rk	No	Name	Kill Blocks	Faults	Rebounds	Total Attempts	Note
1	10	Savin Sergey	2	-	2	4	0.40
1	12	Smoliar Artem	2	4	-	6	0.40
3	1	Kovalev Dmitry	1	-	1	2	0.20
3	22	Zemchenok Denis	1	-	-	1	0.20
3	14	Volvich Artem	1	5	4	10	0.20
3	8	Biriukov Denis	1	3	-	4	0.20
-	4	Khtey Taras	-	-	-	-	
-	5	Grankin Sergey	-	-	1	1	
-	7	Pavlov Nikolay	-	-	-	-	
-	11	Ostapenko Alexey	-	-	-	-	
-	18	Rodichev Alexey	-	-	-	-	
-	21	Golubev Valentin	-	-	-	-	
Others			-	-	-	-	
Total Team			8	12	8	28	1.60



Match: 13 **Date:** 06.06.2014 **Spectators:** 4'500
City: Long Beach
Hall: Walter Pyramid
Match duration: **Start:** 19:07 **End:** 21:35 **Total:** 2:28

Teams	Sets	1	2	3	4	5	Total
USA	3	25	27	20	25	15	112
RUS	2	17	25	25	27	12	106
Set duration		0:25	0:36	0:30	0:34	0:18	2:23



RUS • Russia

Rk	No	Name	Aces	Faults	Serve Hits	Total Attempts	Note
1	14	Volvich Artem	2	2	12	16	0.40
2	8	Biriukov Denis	1	1	14	16	0.20
2	10	Savin Sergey	1	3	12	16	0.20
-	1	Kovalev Dmitry	-	-	8	8	
-	4	Khtey Taras	-	-	6	6	
-	5	Grankin Sergey	-	-	5	5	
-	11	Ostapenko Alexey	-	-	2	2	
-	12	Smoliar Artem	-	-	15	15	
-	18	Rodichev Alexey	-	-	-	-	
-	21	Golubev Valentin	-	-	-	-	
-	22	Zemchenok Denis	-	1	14	15	
-	7	Pavlov Nikolay	-	1	6	7	
Others			-	-	-	-	
Total Team			4	8	94	106	0.80

Serve

Avg. by set

Team	Opponent errors & Team faults	Aces	Faults	Total Attempts
	Opponent errors & Team faults	39	-	39

Rk	No	Name	Digs	Faults	Receptions	Total Attempts	Note
1	8	Biriukov Denis	11	4	4	19	2.20
2	10	Savin Sergey	7	3	2	12	1.40
3	22	Zemchenok Denis	5	5	2	12	1.00
4	1	Kovalev Dmitry	4	1	3	8	0.80
4	21	Golubev Valentin	4	2	6	12	0.80
6	5	Grankin Sergey	3	2	1	6	0.60
7	14	Volvich Artem	2	-	2	4	0.40
8	12	Smoliar Artem	1	-	3	4	0.20
8	18	Rodichev Alexey	1	1	-	2	0.20
-	11	Ostapenko Alexey	-	-	-	-	
-	7	Pavlov Nikolay	-	1	2	3	
-	4	Khtey Taras	-	1	-	1	
Others			-	-	-	-	
Total Team			38	20	25	83	7.60

Dig

Avg. by set



Match: 13 **Date:** 06.06.2014 **Spectators:** 4'500
City: Long Beach
Hall: Walter Pyramid
Match duration: **Start:** 19:07 **End:** 21:35 **Total:** 2:28

Teams	Sets	1	2	3	4	5	Total
USA	3	25	27	20	25	15	112
RUS	2	17	25	25	27	12	106
Set duration		0:25	0:36	0:30	0:34	0:18	2:23



RUS • Russia

Set

Avg. by set

Rk	No	Name	Running Sets	Faults	Still Sets	Total Attempts	Note
1	1	Kovalev Dmitry	29	-	29	58	5.80
2	5	Grankin Sergey	16	-	22	38	3.20
-	4	Khtey Taras	-	-	-	-	
-	7	Pavlov Nikolay	-	-	1	1	
-	10	Savin Sergey	-	-	5	5	
-	11	Ostapenko Alexey	-	-	-	-	
-	12	Smoliar Artem	-	-	3	3	
-	14	Volvich Artem	-	-	1	1	
-	18	Rodichev Alexey	-	-	2	2	
-	21	Golubev Valentin	-	-	8	8	
-	22	Zemchenok Denis	-	-	1	1	
-	8	Biriukov Denis	-	1	3	4	
Others			-	-	-	-	
Total Team			45	1	75	121	9.00

Reception

Eff. %
Limit: 25.00%

Rk	No	Name	Excellents	Faults	Serve Receptions	Total Attempts	Note
1	10	Savin Sergey	34	3	6	43	72.09
2	21	Golubev Valentin	21	3	5	29	62.07
-	8	Biriukov Denis	6	-	3	9	
-	18	Rodichev Alexey	2	-	2	4	
-	4	Khtey Taras	1	-	1	2	
-	1	Kovalev Dmitry	-	-	-	-	
-	5	Grankin Sergey	-	-	-	-	
-	11	Ostapenko Alexey	-	-	-	-	
-	12	Smoliar Artem	-	-	-	-	
-	14	Volvich Artem	-	-	-	-	
-	22	Zemchenok Denis	-	-	-	-	
-	7	Pavlov Nikolay	-	1	-	1	
Others			-	-	-	-	
Total Team			64	7	17	88	64.77

