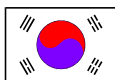


Match: 3 **Date:** 01.06.2013 **Spectators:** 5'100
City: Hwasung
Hall: Hwasung Indoor Gym.
Match duration: **Start:** 14:10 **End:** 16:17 **Total:** 2:07

| Teams | Sets | 1 | 2 | 3 | 4 | 5 | Total |
|---------------------|----------|------|------|------|------|---|-------|
| KOR | 3 | 25 | 25 | 21 | 25 | | 96 |
| JPN | 1 | 22 | 20 | 25 | 19 | | 86 |
| Set duration | | 0:30 | 0:28 | 0:31 | 0:29 | | 1:58 |



KOR • Korea

Spike

Succ. %
Limit: 15.00%

| Rk | No | Name | Spikes | Faults | Shots | Total Attempts | Note |
|-------------------|----|----------------|--------|--------|-------|----------------|-------|
| 1 | 1 | Jeon Kwang-In | 13 | 4 | 6 | 23 | 56.52 |
| 2 | 4 | Moon Sung-Min | 9 | 1 | 7 | 17 | 52.94 |
| 3 | 11 | Park Chul-Woo | 12 | 5 | 10 | 27 | 44.44 |
| - | 18 | Shin Yung-Suk | 9 | - | 7 | 16 | |
| - | 9 | Kwak Seung-Suk | 6 | 4 | 3 | 13 | |
| - | 15 | Park Sang-Ha | 6 | 1 | 5 | 12 | |
| - | 16 | Kim Jeong-Hwan | 1 | 1 | 1 | 3 | |
| - | 2 | Han Sun-Soo | - | - | 1 | 1 | |
| - | 6 | Lee Min-Gyu | - | - | - | - | |
| - | 7 | Lee Sun-Kyu | - | - | - | - | |
| - | 13 | Bu Yong-Chan | - | - | - | - | |
| - | 19 | Lee Kang-Joo | - | - | - | - | |
| Others | | | - | - | - | - | |
| Total Team | | | 56 | 16 | 40 | 112 | 50.00 |

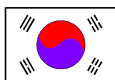
Block

Avg. by set

| Rk | No | Name | Kill Blocks | Faults | Rebounds | Total Attempts | Note |
|-------------------|----|----------------|-------------|--------|----------|----------------|------|
| 1 | 15 | Park Sang-Ha | 6 | 3 | 4 | 13 | 1.50 |
| 2 | 18 | Shin Yung-Suk | 3 | 3 | 9 | 15 | 0.75 |
| 3 | 11 | Park Chul-Woo | 2 | 4 | 5 | 11 | 0.50 |
| 3 | 4 | Moon Sung-Min | 2 | 2 | 1 | 5 | 0.50 |
| 5 | 2 | Han Sun-Soo | 1 | 1 | 3 | 5 | 0.25 |
| - | 6 | Lee Min-Gyu | - | - | - | - | |
| - | 7 | Lee Sun-Kyu | - | - | - | - | |
| - | 13 | Bu Yong-Chan | - | - | - | - | |
| - | 16 | Kim Jeong-Hwan | - | - | - | - | |
| - | 19 | Lee Kang-Joo | - | - | - | - | |
| - | 1 | Jeon Kwang-In | - | 1 | 2 | 3 | |
| - | 9 | Kwak Seung-Suk | - | 1 | - | 1 | |
| Others | | | - | - | - | - | |
| Total Team | | | 14 | 15 | 24 | 53 | 3.50 |

Match: 3 **Date:** 01.06.2013 **Spectators:** 5'100
City: Hwasung
Hall: Hwasung Indoor Gym.
Match duration: **Start:** 14:10 **End:** 16:17 **Total:** 2:07

| Teams | Sets | 1 | 2 | 3 | 4 | 5 | Total |
|---------------------|----------|------|------|------|------|---|-------|
| KOR | 3 | 25 | 25 | 21 | 25 | | 96 |
| JPN | 1 | 22 | 20 | 25 | 19 | | 86 |
| Set duration | | 0:30 | 0:28 | 0:31 | 0:29 | | 1:58 |



KOR • Korea

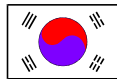
| | | Rk | No | Name | Aces | Faults | Serve Hits | Total Attempts | Note |
|--|---------------|----|----------------|------|------|--------|------------|----------------|------|
| <p>Serve</p> <p>Avg. by set</p> | 1 | 18 | Shin Yung-Suk | 1 | 1 | 24 | 26 | 0.25 | |
| | 1 | 1 | Jeon Kwang-In | 1 | 3 | 5 | 9 | 0.25 | |
| | - | 2 | Han Sun-Soo | - | - | 12 | 12 | | |
| | - | 6 | Lee Min-Gyu | - | - | 1 | 1 | | |
| | - | 7 | Lee Sun-Kyu | - | - | - | - | | |
| | - | 13 | Bu Yong-Chan | - | - | - | - | | |
| | - | 15 | Park Sang-Ha | - | - | 14 | 14 | | |
| | - | 16 | Kim Jeong-Hwan | - | - | 3 | 3 | | |
| | - | 19 | Lee Kang-Joo | - | - | - | - | | |
| | - | 4 | Moon Sung-Min | - | 3 | 10 | 13 | | |
| | - | 9 | Kwak Seung-Suk | - | 2 | 5 | 7 | | |
| | - | 11 | Park Chul-Woo | - | 6 | 4 | 10 | | |
| | Others | | | | - | - | - | - | |
| Total Team | | | | 2 | 15 | 78 | 95 | 0.50 | |

| Team | Opponent errors & Team faults | 24 | 25 | | 49 | |
|------|-------------------------------|----|----|--|----|--|
| | | | | | | |

| | | Rk | No | Name | Digs | Faults | Receptions | Total Attempts | Note |
|--------------------------------------|---------------|----|----------------|------|------|--------|------------|----------------|------|
| <p>Dig</p> <p>Avg. by set</p> | 1 | 2 | Han Sun-Soo | 6 | 1 | 2 | 9 | 1.50 | |
| | 2 | 1 | Jeon Kwang-In | 4 | 5 | 7 | 16 | 1.00 | |
| | 3 | 19 | Lee Kang-Joo | 2 | - | 7 | 9 | 0.50 | |
| | 4 | 13 | Bu Yong-Chan | 1 | - | - | 1 | 0.25 | |
| | 4 | 15 | Park Sang-Ha | 1 | - | 2 | 3 | 0.25 | |
| | 4 | 4 | Moon Sung-Min | 1 | 1 | 5 | 7 | 0.25 | |
| | 4 | 11 | Park Chul-Woo | 1 | 2 | 6 | 9 | 0.25 | |
| | 4 | 6 | Lee Min-Gyu | 1 | 1 | - | 2 | 0.25 | |
| | - | 7 | Lee Sun-Kyu | - | - | - | - | | |
| | - | 9 | Kwak Seung-Suk | - | - | 8 | 8 | | |
| | - | 16 | Kim Jeong-Hwan | - | 1 | 1 | 2 | | |
| | - | 18 | Shin Yung-Suk | - | 1 | 1 | 2 | | |
| | Others | | | | - | - | - | - | |
| Total Team | | | | 17 | 12 | 39 | 68 | 4.25 | |

Match: 3 **Date:** 01.06.2013 **Spectators:** 5'100
City: Hwasung
Hall: Hwasung Indoor Gym.
Match duration: **Start:** 14:10 **End:** 16:17 **Total:** 2:07

| Teams | Sets | 1 | 2 | 3 | 4 | 5 | Total |
|---------------------|----------|------|------|------|------|---|-------|
| KOR | 3 | 25 | 25 | 21 | 25 | | 96 |
| JPN | 1 | 22 | 20 | 25 | 19 | | 86 |
| Set duration | | 0:30 | 0:28 | 0:31 | 0:29 | | 1:58 |



KOR • Korea

Set

Avg. by set

| Rk | No | Name | Running Sets | Faults | Still Sets | Total Attempts | Note |
|-------------------|----|----------------|--------------|--------|------------|----------------|-------|
| 1 | 2 | Han Sun-Soo | 51 | 1 | 49 | 101 | 12.75 |
| 2 | 1 | Jeon Kwang-In | 1 | - | 2 | 3 | 0.25 |
| 2 | 4 | Moon Sung-Min | 1 | - | 2 | 3 | 0.25 |
| - | 6 | Lee Min-Gyu | - | - | - | - | |
| - | 7 | Lee Sun-Kyu | - | - | - | - | |
| - | 9 | Kwak Seung-Suk | - | - | 2 | 2 | |
| - | 11 | Park Chul-Woo | - | - | 2 | 2 | |
| - | 13 | Bu Yong-Chan | - | - | - | - | |
| - | 15 | Park Sang-Ha | - | - | 3 | 3 | |
| - | 16 | Kim Jeong-Hwan | - | - | - | - | |
| - | 18 | Shin Yung-Suk | - | - | 3 | 3 | |
| - | 19 | Lee Kang-Joo | - | - | 4 | 4 | |
| Others | | | - | - | - | - | |
| Total Team | | | 53 | 1 | 67 | 121 | 13.25 |

Reception

Eff. %
Limit: 25.00%

| Rk | No | Name | Excellents | Faults | Serve Receptions | Total Attempts | Note |
|-------------------|----|----------------|------------|--------|------------------|----------------|-------|
| 1 | 9 | Kwak Seung-Suk | 20 | - | 3 | 23 | 86.96 |
| 2 | 1 | Jeon Kwang-In | 15 | - | 3 | 18 | 83.33 |
| 3 | 19 | Lee Kang-Joo | 17 | 1 | 4 | 22 | 72.73 |
| - | 4 | Moon Sung-Min | 2 | - | 1 | 3 | |
| - | 6 | Lee Min-Gyu | 1 | - | 1 | 2 | |
| - | 13 | Bu Yong-Chan | 1 | - | - | 1 | |
| - | 15 | Park Sang-Ha | - | - | 1 | 1 | |
| - | 2 | Han Sun-Soo | - | - | - | - | |
| - | 7 | Lee Sun-Kyu | - | - | - | - | |
| - | 11 | Park Chul-Woo | - | - | - | - | |
| - | 18 | Shin Yung-Suk | - | - | - | - | |
| - | 16 | Kim Jeong-Hwan | - | 1 | 1 | 2 | |
| Others | | | - | - | - | - | |
| Total Team | | | 56 | 2 | 14 | 72 | 75.00 |



Match: 3 **Date:** 01.06.2013 **Spectators:** 5'100
City: Hwasung
Hall: Hwasung Indoor Gym.
Match duration: **Start:** 14:10 **End:** 16:17 **Total:** 2:07

| Teams | Sets | 1 | 2 | 3 | 4 | 5 | Total |
|---------------------|----------|------|------|------|------|---|-------|
| KOR | 3 | 25 | 25 | 21 | 25 | | 96 |
| JPN | 1 | 22 | 20 | 25 | 19 | | 86 |
| Set duration | | 0:30 | 0:28 | 0:31 | 0:29 | | 1:58 |

JPN • Japan

Spike

Succ. %
Limit: 15.00%

| Rk | No | Name | Spikes | Faults | Shots | Total Attempts | Note |
|-------------------|----|------------------|--------|--------|-------|----------------|-------|
| 1 | 17 | Koshikawa Yu | 12 | 3 | 7 | 22 | 54.55 |
| 2 | 14 | Fukuzawa Tatsuya | 14 | 7 | 11 | 32 | 43.75 |
| 3 | 15 | Yako Daisuke | 11 | 3 | 15 | 29 | 37.93 |
| - | 6 | Suzuki Yoshifumi | 5 | 1 | 6 | 12 | |
| - | 16 | Ishijima Yusuke | 2 | 3 | 5 | 10 | |
| - | 12 | Yamamura Kota | 4 | 2 | 2 | 8 | |
| - | 8 | Yokota Kazuyoshi | 2 | - | 1 | 3 | |
| - | 4 | Kondoh Shigeru | - | - | 1 | 1 | |
| - | 3 | Nagano Takeshi | - | - | - | - | |
| - | 5 | Imamura Shun | - | - | - | - | |
| - | 18 | Yoneyama Yuta | - | - | - | - | |
| - | 19 | Chijiki Shunsuke | - | - | - | - | |
| Others | | | - | - | - | - | |
| Total Team | | | 50 | 19 | 48 | 117 | 42.74 |

Block

Avg. by set

| Rk | No | Name | Kill Blocks | Faults | Rebounds | Total Attempts | Note |
|-------------------|----|------------------|-------------|--------|----------|----------------|------|
| 1 | 14 | Fukuzawa Tatsuya | 2 | 3 | 1 | 6 | 0.50 |
| 1 | 15 | Yako Daisuke | 2 | 5 | 2 | 9 | 0.50 |
| 3 | 4 | Kondoh Shigeru | 1 | - | 1 | 2 | 0.25 |
| 3 | 8 | Yokota Kazuyoshi | 1 | 1 | 2 | 4 | 0.25 |
| 3 | 6 | Suzuki Yoshifumi | 1 | 4 | 8 | 13 | 0.25 |
| 3 | 17 | Koshikawa Yu | 1 | 2 | 1 | 4 | 0.25 |
| 3 | 5 | Imamura Shun | 1 | 3 | 1 | 5 | 0.25 |
| - | 3 | Nagano Takeshi | - | - | - | - | |
| - | 18 | Yoneyama Yuta | - | - | - | - | |
| - | 19 | Chijiki Shunsuke | - | - | - | - | |
| - | 16 | Ishijima Yusuke | - | 1 | 2 | 3 | |
| - | 12 | Yamamura Kota | - | 4 | 3 | 7 | |
| Others | | | - | - | - | - | |
| Total Team | | | 9 | 23 | 21 | 53 | 2.25 |

Match: 3 **Date:** 01.06.2013 **Spectators:** 5'100
City: Hwasung
Hall: Hwasung Indoor Gym.
Match duration: **Start:** 14:10 **End:** 16:17 **Total:** 2:07

| Teams | Sets | 1 | 2 | 3 | 4 | 5 | Total |
|---------------------|----------|------|------|------|------|---|-------|
| KOR | 3 | 25 | 25 | 21 | 25 | | 96 |
| JPN | 1 | 22 | 20 | 25 | 19 | | 86 |
| Set duration | | 0:30 | 0:28 | 0:31 | 0:29 | | 1:58 |



JPN • Japan

| Rk | No | Name | Aces | Faults | Serve Hits | Total Attempts | Note |
|-------------------|----|------------------|------|--------|------------|----------------|------|
| 1 | 8 | Yokota Kazuyoshi | 1 | - | 5 | 6 | 0.25 |
| 1 | 14 | Fukuzawa Tatsuya | 1 | 2 | 13 | 16 | 0.25 |
| 1 | 17 | Koshikawa Yu | 1 | 4 | 6 | 11 | 0.25 |
| - | 3 | Nagano Takeshi | - | - | - | - | |
| - | 4 | Kondoh Shigeru | - | - | 6 | 6 | |
| - | 5 | Imamura Shun | - | - | 6 | 6 | |
| - | 6 | Suzuki Yoshifumi | - | - | 8 | 8 | |
| - | 12 | Yamamura Kota | - | - | 11 | 11 | |
| - | 19 | Chijiki Shunsuke | - | - | - | - | |
| - | 15 | Yako Daisuke | - | 5 | 10 | 15 | |
| - | 16 | Ishijima Yusuke | - | 2 | 4 | 6 | |
| - | 18 | Yoneyama Yuta | - | 1 | 1 | 2 | |
| Others | | | - | - | - | - | |
| Total Team | | | 3 | 14 | 70 | 87 | 0.75 |

| Team | Opponent errors & Team faults | Aces | Faults | Serve Hits | Total Attempts | Note |
|------|-------------------------------|------|--------|------------|----------------|------|
| | Opponent errors & Team faults | 24 | 21 | | 45 | |

| Rk | No | Name | Digs | Faults | Receptions | Total Attempts | Note |
|-------------------|----|------------------|------|--------|------------|----------------|------|
| 1 | 3 | Nagano Takeshi | 6 | 3 | 12 | 21 | 1.50 |
| 2 | 4 | Kondoh Shigeru | 2 | 1 | 1 | 4 | 0.50 |
| 2 | 15 | Yako Daisuke | 2 | 2 | 3 | 7 | 0.50 |
| 2 | 16 | Ishijima Yusuke | 2 | 2 | 1 | 5 | 0.50 |
| 5 | 8 | Yokota Kazuyoshi | 1 | - | - | 1 | 0.25 |
| 5 | 14 | Fukuzawa Tatsuya | 1 | 2 | 5 | 8 | 0.25 |
| 5 | 12 | Yamamura Kota | 1 | 2 | 1 | 4 | 0.25 |
| - | 17 | Koshikawa Yu | - | - | 4 | 4 | |
| - | 18 | Yoneyama Yuta | - | - | - | - | |
| - | 19 | Chijiki Shunsuke | - | - | - | - | |
| - | 5 | Imamura Shun | - | 2 | 3 | 5 | |
| - | 6 | Suzuki Yoshifumi | - | 2 | - | 2 | |
| Others | | | - | - | - | - | |
| Total Team | | | 15 | 16 | 30 | 61 | 3.75 |



Match: 3 **Date:** 01.06.2013 **Spectators:** 5'100
City: Hwasung
Hall: Hwasung Indoor Gym.
Match duration: **Start:** 14:10 **End:** 16:17 **Total:** 2:07

| Teams | Sets | 1 | 2 | 3 | 4 | 5 | Total |
|---------------------|------|------|------|------|------|---|-------|
| KOR | 3 | 25 | 25 | 21 | 25 | | 96 |
| JPN | 1 | 22 | 20 | 25 | 19 | | 86 |
| Set duration | | 0:30 | 0:28 | 0:31 | 0:29 | | 1:58 |

JPN • Japan

Set

Avg. by set

| Rk | No | Name | Running Sets | Faults | Still Sets | Total Attempts | Note |
|-------------------|----|------------------|--------------|--------|------------|----------------|------|
| 1 | 5 | Imamura Shun | 21 | - | 27 | 48 | 5.25 |
| 2 | 4 | Kondoh Shigeru | 10 | 1 | 41 | 52 | 2.50 |
| 3 | 16 | Ishijima Yusuke | 1 | - | 3 | 4 | 0.25 |
| - | 3 | Nagano Takeshi | - | - | 4 | 4 | |
| - | 6 | Suzuki Yoshifumi | - | - | - | - | |
| - | 8 | Yokota Kazuyoshi | - | - | 2 | 2 | |
| - | 12 | Yamamura Kota | - | - | 3 | 3 | |
| - | 14 | Fukuzawa Tatsuya | - | - | 5 | 5 | |
| - | 15 | Yako Daisuke | - | - | 2 | 2 | |
| - | 17 | Koshikawa Yu | - | - | 1 | 1 | |
| - | 18 | Yoneyama Yuta | - | - | - | - | |
| - | 19 | Chijiki Shunsuke | - | - | - | - | |
| Others | | | - | - | - | - | |
| Total Team | | | 32 | 1 | 88 | 121 | 8.00 |

Reception

Eff. %
Limit: 25.00%

| Rk | No | Name | Excellents | Faults | Serve Receptions | Total Attempts | Note |
|-------------------|----|------------------|------------|--------|------------------|----------------|-------|
| 1 | 14 | Fukuzawa Tatsuya | 20 | 1 | 20 | 41 | 46.34 |
| 2 | 3 | Nagano Takeshi | 11 | 1 | 11 | 23 | 43.48 |
| - | 17 | Koshikawa Yu | 7 | - | 4 | 11 | |
| - | 16 | Ishijima Yusuke | 1 | - | 4 | 5 | |
| - | 4 | Kondoh Shigeru | - | - | - | - | |
| - | 5 | Imamura Shun | - | - | - | - | |
| - | 6 | Suzuki Yoshifumi | - | - | - | - | |
| - | 8 | Yokota Kazuyoshi | - | - | - | - | |
| - | 12 | Yamamura Kota | - | - | - | - | |
| - | 15 | Yako Daisuke | - | - | - | - | |
| - | 18 | Yoneyama Yuta | - | - | - | - | |
| - | 19 | Chijiki Shunsuke | - | - | - | - | |
| Others | | | - | - | - | - | |
| Total Team | | | 39 | 2 | 39 | 80 | 46.25 |

