


Match: 90 **Date:** 01.07.2012 **Spectators:** 5'139
City: Dallas
Hall: Dallas Arena
Match duration: **Start:** 19:40 **End:** 21:57 **Total:** 2:17

Teams	Sets	1	2	3	4	5	Total
USA	3	26	25	24	25	15	115
ITA	2	28	20	26	17	10	101
Set duration		0:30	0:26	0:30	0:25	0:14	2:05



USA • USA

Spike

Succ. %
Limit: 15.00%

Rk	No	Name	Spikes	Faults	Shots	Total Attempts	Note
1	13	Stanley Clayton	23	5	13	41	56.10
2	1	Anderson Matthew	16	4	15	35	45.71
-	8	Priddy William	2	6	11	19	
-	2	Rooney Sean	10	2	6	18	
-	4	Lee David	6	2	6	14	
-	12	Holmes Russell	6	1	3	10	
-	7	Suxho Donald	-	-	1	1	
-	20	Smith David	1	-	-	1	
-	5	Lambourne Richard	-	-	-	-	
-	6	Lotman Paul	-	-	-	-	
-	10	Salmon Riley	-	-	-	-	
-	11	Thornton Brian	-	-	-	-	
Others			-	-	-	-	
Total Team			64	20	55	139	46.04


Block

Avg. by set

Rk	No	Name	Kill Blocks	Faults	Rebounds	Total Attempts	Note
1	4	Lee David	6	6	5	17	1.20
2	1	Anderson Matthew	4	5	3	12	0.80
3	12	Holmes Russell	2	5	9	16	0.40
3	13	Stanley Clayton	2	4	5	11	0.40
3	7	Suxho Donald	2	4	1	7	0.40
6	20	Smith David	1	-	1	2	0.20
6	2	Rooney Sean	1	2	1	4	0.20
-	5	Lambourne Richard	-	-	-	-	
-	6	Lotman Paul	-	-	-	-	
-	10	Salmon Riley	-	-	-	-	
-	11	Thornton Brian	-	-	-	-	
-	8	Priddy William	-	1	1	2	
Others			-	-	-	-	
Total Team			18	27	26	71	3.60

Match: 90 **Date:** 01.07.2012 **Spectators:** 5'139
City: Dallas
Hall: Dallas Arena
Match duration: **Start:** 19:40 **End:** 21:57 **Total:** 2:17

Teams	Sets	1	2	3	4	5	Total
USA	3	26	25	24	25	15	115
ITA	2	28	20	26	17	10	101
Set duration		0:30	0:26	0:30	0:25	0:14	2:05



USA • USA

Rk	No	Name	Aces	Faults	Serve Hits	Total Attempts	Note
1	12	Holmes Russell	3	2	24	29	0.60
2	2	Rooney Sean	1	-	8	9	0.20
2	4	Lee David	1	-	18	19	0.20
-	5	Lambourne Richard	-	-	-	-	
-	6	Lotman Paul	-	-	1	1	
-	10	Salmon Riley	-	-	-	-	
-	11	Thornton Brian	-	-	-	-	
-	20	Smith David	-	-	-	-	
-	7	Suxho Donald	-	2	17	19	
-	13	Stanley Clayton	-	2	13	15	
-	1	Anderson Matthew	-	3	14	17	
-	8	Priddy William	-	2	4	6	
Others			-	-	-	-	
Total Team			5	11	99	115	1.00

Serve

Avg. by set

Team	Opponent errors & Team faults	Aces	Faults	Serve Hits	Total Attempts	Note
	Opponent errors & Team faults	28	-		28	

Rk	No	Name	Digs	Faults	Receptions	Total Attempts	Note
1	13	Stanley Clayton	13	1	-	14	2.60
2	5	Lambourne Richard	11	4	-	15	2.20
3	1	Anderson Matthew	7	2	2	11	1.40
4	7	Suxho Donald	6	4	-	10	1.20
5	2	Rooney Sean	5	2	1	8	1.00
6	8	Priddy William	3	-	-	3	0.60
7	4	Lee David	2	2	1	5	0.40
-	6	Lotman Paul	-	-	-	-	
-	10	Salmon Riley	-	-	-	-	
-	11	Thornton Brian	-	-	-	-	
-	12	Holmes Russell	-	-	-	-	
-	20	Smith David	-	-	-	-	
Others			-	-	-	-	
Total Team			47	15	4	66	9.40


Dig

Avg. by set



Match: 90 **Date:** 01.07.2012 **Spectators:** 5'139
City: Dallas
Hall: Dallas Arena
Match duration: **Start:** 19:40 **End:** 21:57 **Total:** 2:17

Teams	Sets	1	2	3	4	5	Total
USA	3	26	25	24	25	15	115
ITA	2	28	20	26	17	10	101
Set duration		0:30	0:26	0:30	0:25	0:14	2:05



USA • USA

Set

Avg. by set

Rk	No	Name	Running Sets	Faults	Still Sets	Total Attempts	Note
1	7	Suxho Donald	29	-	80	109	5.80
-	1	Anderson Matthew	-	-	2	2	
-	2	Rooney Sean	-	-	-	-	
-	4	Lee David	-	-	1	1	
-	5	Lambourne Richard	-	-	13	13	
-	6	Lotman Paul	-	-	-	-	
-	8	Priddy William	-	-	3	3	
-	10	Salmon Riley	-	-	-	-	
-	11	Thornton Brian	-	-	-	-	
-	12	Holmes Russell	-	-	2	2	
-	13	Stanley Clayton	-	-	1	1	
-	20	Smith David	-	-	2	2	
Others			-	-	-	-	
Total Team			29	-	104	133	5.80

Reception

Eff. %
Limit: 25.00%

Rk	No	Name	Excellents	Faults	Serve Receptions	Total Attempts	Note
1	2	Rooney Sean	12	-	10	22	54.55
2	1	Anderson Matthew	15	-	13	28	53.57
3	5	Lambourne Richard	9	2	12	23	30.43
-	8	Priddy William	9	1	3	13	
-	4	Lee David	-	-	-	-	
-	6	Lotman Paul	-	-	-	-	
-	7	Suxho Donald	-	-	-	-	
-	10	Salmon Riley	-	-	-	-	
-	11	Thornton Brian	-	-	-	-	
-	12	Holmes Russell	-	-	-	-	
-	13	Stanley Clayton	-	-	-	-	
-	20	Smith David	-	-	-	-	
Others			-	-	-	-	
Total Team			45	3	38	86	48.84

Match: 90 **Date:** 01.07.2012 **Spectators:** 5'139
City: Dallas
Hall: Dallas Arena
Match duration: **Start:** 19:40 **End:** 21:57 **Total:** 2:17

Teams	Sets	1	2	3	4	5	Total
USA	3	26	25	24	25	15	115
ITA	2	28	20	26	17	10	101
Set duration		0:30	0:26	0:30	0:25	0:14	2:05

ITA • Italy

Spike

Succ. %
Limit: 15.00%

Rk	No	Name	Spikes	Faults	Shots	Total Attempts	Note
1	9	Zaytsev Ivan	18	9	15	42	42.86
2	7	Lasko Michal	17	8	22	47	36.17
-	14	Fei Alessandro	10	6	5	21	
-	3	Parodi Simone	8	4	4	16	
-	15	Birarelli Emanuele	9	1	2	12	
-	13	Travica Dragan	3	-	3	6	
-	6	Papi Samuele	1	1	2	4	
-	5	De Togni Giorgio	1	-	2	3	
-	4	Bari Andrea	-	-	-	-	
-	10	Boninfante Dante	-	-	-	-	
-	11	Savani Cristian	-	-	-	-	
-	17	Giovi Andrea	-	-	-	-	
Others			-	-	-	-	
Total Team			67	29	55	151	44.37

Block

Avg. by set

Rk	No	Name	Kill Blocks	Faults	Rebounds	Total Attempts	Note
1	14	Fei Alessandro	4	2	7	13	0.80
2	15	Birarelli Emanuele	3	4	5	12	0.60
3	3	Parodi Simone	2	2	-	4	0.40
4	13	Travica Dragan	1	1	3	5	0.20
4	9	Zaytsev Ivan	1	7	3	11	0.20
-	4	Bari Andrea	-	-	-	-	
-	6	Papi Samuele	-	-	-	-	
-	10	Boninfante Dante	-	-	-	-	
-	11	Savani Cristian	-	-	-	-	
-	17	Giovi Andrea	-	-	-	-	
-	5	De Togni Giorgio	-	1	1	2	
-	7	Lasko Michal	-	4	3	7	
Others			-	-	-	-	
Total Team			11	21	22	54	2.20

Match: 90 **Date:** 01.07.2012 **Spectators:** 5'139
City: Dallas
Hall: Dallas Arena
Match duration: **Start:** 19:40 **End:** 21:57 **Total:** 2:17

Teams	Sets	1	2	3	4	5	Total
USA	3	26	25	24	25	15	115
ITA	2	28	20	26	17	10	101
Set duration		0:30	0:26	0:30	0:25	0:14	2:05

ITA • Italy

Rk	No	Name	Aces	Faults	Serve Hits	Total Attempts	Note
1	9	Zaytsev Ivan	2	5	12	19	0.40
2	15	Birarelli Emanuele	1	-	16	17	0.20
-	4	Bari Andrea	-	-	-	-	
-	5	De Togni Giorgio	-	-	1	1	
-	6	Papi Samuele	-	-	4	4	
-	10	Boninfante Dante	-	-	2	2	
-	11	Savani Cristian	-	-	-	-	
-	17	Giovi Andrea	-	-	-	-	
-	13	Travica Dragan	-	1	12	13	
-	7	Lasko Michal	-	3	14	17	
-	14	Fei Alessandro	-	3	14	17	
-	3	Parodi Simone	-	3	8	11	
Others			-	-	-	-	
Total Team			3	15	83	101	0.60

Team	Opponent errors & Team faults	Aces	Faults	Serve Hits	Total Attempts	Note
	Opponent errors & Team faults	20	-		20	

Rk	No	Name	Digs	Faults	Receptions	Total Attempts	Note
1	13	Travica Dragan	12	3	-	15	2.40
2	9	Zaytsev Ivan	9	1	-	10	1.80
3	7	Lasko Michal	7	3	1	11	1.40
4	17	Giovi Andrea	5	4	1	10	1.00
5	4	Bari Andrea	4	4	-	8	0.80
6	3	Parodi Simone	3	1	-	4	0.60
6	14	Fei Alessandro	3	2	2	7	0.60
8	6	Papi Samuele	1	-	-	1	0.20
8	10	Boninfante Dante	1	-	-	1	0.20
8	15	Birarelli Emanuele	1	3	-	4	0.20
-	5	De Togni Giorgio	-	-	-	-	
-	11	Savani Cristian	-	-	-	-	
Others			-	-	-	-	
Total Team			46	21	4	71	9.20

Match: 90 **Date:** 01.07.2012 **Spectators:** 5'139
City: Dallas
Hall: Dallas Arena
Match duration: **Start:** 19:40 **End:** 21:57 **Total:** 2:17

Teams	Sets	1	2	3	4	5	Total
USA	3	26	25	24	25	15	115
ITA	2	28	20	26	17	10	101
Set duration		0:30	0:26	0:30	0:25	0:14	2:05

ITA • Italy

Set

Avg. by set

Rk	No	Name	Running Sets	Faults	Still Sets	Total Attempts	Note
1	13	Travica Dragan	23	1	95	119	4.60
-	3	Parodi Simone	-	-	4	4	
-	4	Bari Andrea	-	-	2	2	
-	5	De Togni Giorgio	-	-	-	-	
-	6	Papi Samuele	-	-	3	3	
-	7	Lasko Michal	-	-	5	5	
-	9	Zaytsev Ivan	-	-	5	5	
-	10	Boninfante Dante	-	-	1	1	
-	11	Savani Cristian	-	-	-	-	
-	14	Fei Alessandro	-	-	3	3	
-	17	Giovi Andrea	-	-	3	3	
-	15	Birarelli Emanuele	-	1	2	3	
Others			-	-	-	-	
Total Team			23	2	123	148	4.60

Reception

Eff. %
Limit: 25.00%

Rk	No	Name	Excellents	Faults	Serve Receptions	Total Attempts	Note
1	9	Zaytsev Ivan	38	4	12	54	62.96
-	3	Parodi Simone	11	1	10	22	
-	4	Bari Andrea	8	-	11	19	
-	6	Papi Samuele	5	-	1	6	
-	14	Fei Alessandro	2	-	-	2	
-	13	Travica Dragan	-	-	1	1	
-	5	De Togni Giorgio	-	-	-	-	
-	7	Lasko Michal	-	-	-	-	
-	10	Boninfante Dante	-	-	-	-	
-	11	Savani Cristian	-	-	-	-	
-	15	Birarelli Emanuele	-	-	-	-	
-	17	Giovi Andrea	-	-	-	-	
Others			-	-	-	-	
Total Team			64	5	35	104	56.73