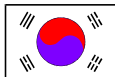


Match: 15 **Date:** 19.05.2012 **Spectators:** 5'100
City: Florence
Hall: Nelson Mandela Forum
Match duration: **Start:** 17:10 **End:** 19:40 **Total:** 2:30

Teams	Sets	1	2	3	4	5	Total
KOR	2	25	25	17	23	15	105
USA	3	20	18	25	25	17	105
Set duration		0:27	0:27	0:26	0:33	0:25	2:18



KOR • Korea

Spike

Succ. %
Limit: 15.00%

Rk	No	Name	Spikes	Faults	Shots	Total Attempts	Note
1	13	Choi Hong-Suk	15	2	3	20	75.00
2	14	Kim Yo-Han	17	14	7	38	44.74
3	8	Kim Hak-Min	11	4	12	27	40.74
-	18	Shin Yung-Suk	8	-	5	13	
-	7	Lee Sun-Kyu	8	2	3	13	
-	20	Im Dong-Kyu	1	1	-	2	
-	11	Park Chul-Woo	-	-	1	1	
-	10	Yun Bong-Woo	-	1	-	1	
-	2	Han Sun-Soo	-	-	-	-	
-	3	Kwon Young-Min	-	-	-	-	
-	5	Yeo Oh-Hyun	-	-	-	-	
-	19	Lee Kang-Joo	-	-	-	-	
Others			-	-	-	-	
Total Team			60	24	31	115	52.17

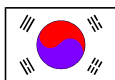
Block

Avg. by set

Rk	No	Name	Kill Blocks	Faults	Rebounds	Total Attempts	Note
1	13	Choi Hong-Suk	4	-	2	6	0.80
2	3	Kwon Young-Min	1	-	1	2	0.20
2	8	Kim Hak-Min	1	-	-	1	0.20
-	2	Han Sun-Soo	-	-	-	-	
-	5	Yeo Oh-Hyun	-	-	-	-	
-	7	Lee Sun-Kyu	-	-	3	3	
-	10	Yun Bong-Woo	-	-	-	-	
-	11	Park Chul-Woo	-	-	-	-	
-	14	Kim Yo-Han	-	-	3	3	
-	18	Shin Yung-Suk	-	-	3	3	
-	19	Lee Kang-Joo	-	-	-	-	
-	20	Im Dong-Kyu	-	-	-	-	
Others			-	-	-	-	
Total Team			6	-	12	18	1.20

Match: 15 **Date:** 19.05.2012 **Spectators:** 5'100
City: Florence
Hall: Nelson Mandela Forum
Match duration: **Start:** 17:10 **End:** 19:40 **Total:** 2:30

Teams	Sets	1	2	3	4	5	Total
KOR	2	25	25	17	23	15	105
USA	3	20	18	25	25	17	105
Set duration		0:27	0:27	0:26	0:33	0:25	2:18



KOR • Korea

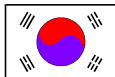
Rk	No	Name	Aces	Faults	Serve Hits	Total Attempts	Note
1	14	Kim Yo-Han	3	2	16	21	0.60
2	18	Shin Yung-Suk	2	3	18	23	0.40
3	7	Lee Sun-Kyu	1	-	11	12	0.20
3	8	Kim Hak-Min	1	4	11	16	0.20
-	2	Han Sun-Soo	-	-	15	15	
-	3	Kwon Young-Min	-	-	5	5	
-	5	Yeo Oh-Hyun	-	-	-	-	
-	10	Yun Bong-Woo	-	-	1	1	
-	11	Park Chul-Woo	-	-	-	-	
-	19	Lee Kang-Joo	-	-	-	-	
-	20	Im Dong-Kyu	-	-	2	2	
-	13	Choi Hong-Suk	-	6	5	11	
Others			-	-	-	-	
Total Team			7	15	84	106	1.40

Team	Opponent errors & Team faults	Aces	Faults	Serve Hits	Total Attempts	Note
	Opponent errors & Team faults	32	-		32	

Rk	No	Name	Digs	Faults	Receptions	Total Attempts	Note
1	5	Yeo Oh-Hyun	15	3	2	20	3.00
2	2	Han Sun-Soo	8	5	-	13	1.60
3	13	Choi Hong-Suk	5	4	1	10	1.00
4	18	Shin Yung-Suk	3	-	-	3	0.60
4	3	Kwon Young-Min	3	1	-	4	0.60
4	20	Im Dong-Kyu	3	1	-	4	0.60
4	8	Kim Hak-Min	3	3	-	6	0.60
8	19	Lee Kang-Joo	2	-	-	2	0.40
9	10	Yun Bong-Woo	1	-	-	1	0.20
9	11	Park Chul-Woo	1	-	-	1	0.20
9	7	Lee Sun-Kyu	1	1	-	2	0.20
9	14	Kim Yo-Han	1	3	-	4	0.20
Others			-	-	-	-	
Total Team			46	21	3	70	9.20

Match: 15 **Date:** 19.05.2012 **Spectators:** 5'100
City: Florence
Hall: Nelson Mandela Forum
Match duration: **Start:** 17:10 **End:** 19:40 **Total:** 2:30

Teams	Sets	1	2	3	4	5	Total
KOR	2	25	25	17	23	15	105
USA	3	20	18	25	25	17	105
Set duration		0:27	0:27	0:26	0:33	0:25	2:18



KOR • Korea

Set

Avg. by set

Rk	No	Name	Running Sets	Faults	Still Sets	Total Attempts	Note
1	2	Han Sun-Soo	22	-	42	64	4.40
2	3	Kwon Young-Min	14	-	24	38	2.80
-	5	Yeo Oh-Hyun	-	-	4	4	
-	7	Lee Sun-Kyu	-	-	1	1	
-	8	Kim Hak-Min	-	-	3	3	
-	10	Yun Bong-Woo	-	-	-	-	
-	11	Park Chul-Woo	-	-	-	-	
-	13	Choi Hong-Suk	-	-	2	2	
-	14	Kim Yo-Han	-	-	3	3	
-	18	Shin Yung-Suk	-	-	1	1	
-	19	Lee Kang-Joo	-	-	-	-	
-	20	Im Dong-Kyu	-	-	-	-	
Others			-	-	-	-	
Total Team			36	-	80	116	7.20

Reception

Eff. %
Limit: 25.00%

Rk	No	Name	Excellents	Faults	Serve Receptions	Total Attempts	Note
1	13	Choi Hong-Suk	22	4	15	41	43.90
-	5	Yeo Oh-Hyun	15	1	4	20	
-	20	Im Dong-Kyu	7	-	4	11	
-	8	Kim Hak-Min	2	-	4	6	
-	19	Lee Kang-Joo	3	2	-	5	
-	14	Kim Yo-Han	-	-	2	2	
-	7	Lee Sun-Kyu	1	-	-	1	
-	18	Shin Yung-Suk	1	-	-	1	
-	2	Han Sun-Soo	-	-	-	-	
-	3	Kwon Young-Min	-	-	-	-	
-	10	Yun Bong-Woo	-	-	-	-	
-	11	Park Chul-Woo	-	-	-	-	
Others			-	-	-	-	
Total Team			51	7	29	87	50.57

Match: 15 **Date:** 19.05.2012 **Spectators:** 5'100
City: Florence
Hall: Nelson Mandela Forum
Match duration: **Start:** 17:10 **End:** 19:40 **Total:** 2:30

Teams	Sets	1	2	3	4	5	Total
KOR	2	25	25	17	23	15	105
USA	3	20	18	25	25	17	105
Set duration		0:27	0:27	0:26	0:33	0:25	2:18



USA • USA

Spike

Succ. %
Limit: 15.00%

Rk	No	Name	Spikes	Faults	Shots	Total Attempts	Note
1	8	Priddy William	15	4	10	29	51.72
2	1	Anderson Matthew	15	4	11	30	50.00
2	21	McKienzie David	12	7	5	24	50.00
-	12	Holmes Russell	7	1	6	14	
-	13	Stanley Clayton	3	3	3	9	
-	9	Millar Ryan	6	-	2	8	
-	11	Thornton Brian	1	1	1	3	
-	10	Salmon Riley	-	-	1	1	
-	5	Lambourne Richard	-	-	-	-	
-	6	Lotman Paul	-	-	-	-	
-	7	Suxho Donald	-	-	-	-	
-	15	Gardner Gabriel	-	-	-	-	
Others			-	-	-	-	
Total Team			59	20	39	118	50.00


Block

Avg. by set

Rk	No	Name	Kill Blocks	Faults	Rebounds	Total Attempts	Note
1	12	Holmes Russell	7	-	5	12	1.40
2	9	Millar Ryan	3	-	3	6	0.60
3	8	Priddy William	2	-	1	3	0.40
3	21	McKienzie David	2	-	1	3	0.40
5	1	Anderson Matthew	1	-	1	2	0.20
5	7	Suxho Donald	1	-	-	1	0.20
-	5	Lambourne Richard	-	-	-	-	
-	6	Lotman Paul	-	-	-	-	
-	10	Salmon Riley	-	-	1	1	
-	11	Thornton Brian	-	-	1	1	
-	13	Stanley Clayton	-	-	-	-	
-	15	Gardner Gabriel	-	-	-	-	
Others			-	-	-	-	
Total Team			16	-	13	29	3.20

Match: 15 **Date:** 19.05.2012 **Spectators:** 5'100
City: Florence
Hall: Nelson Mandela Forum
Match duration: **Start:** 17:10 **End:** 19:40 **Total:** 2:30

Teams	Sets	1	2	3	4	5	Total
KOR	2	25	25	17	23	15	105
USA	3	20	18	25	25	17	105
Set duration		0:27	0:27	0:26	0:33	0:25	2:18



USA • USA

Rk	No	Name	Aces	Faults	Serve Hits	Total Attempts	Note
1	12	Holmes Russell	2	1	7	10	0.40
1	8	Priddy William	2	3	12	17	0.40
1	13	Stanley Clayton	2	3	2	7	0.40
4	21	McKenzie David	1	2	7	10	0.20
-	5	Lambourne Richard	-	-	-	-	
-	6	Lotman Paul	-	-	7	7	
-	7	Suxho Donald	-	-	5	5	
-	10	Salmon Riley	-	-	-	-	
-	15	Gardner Gabriel	-	-	-	-	
-	9	Millar Ryan	-	1	23	24	
-	11	Thornton Brian	-	2	8	10	
-	1	Anderson Matthew	-	5	9	14	
Others			-	-	-	-	
Total Team			7	17	80	104	1.40

Serve

Avg. by set

Team	Opponent errors & Team faults	Aces	Faults	Serve Hits	Total Attempts	Note
	Opponent errors & Team faults	23	-		23	

Rk	No	Name	Digs	Faults	Receptions	Total Attempts	Note
1	5	Lambourne Richard	7	2	-	9	1.40
2	1	Anderson Matthew	6	2	-	8	1.20
2	21	McKenzie David	6	2	-	8	1.20
4	8	Priddy William	5	4	1	10	1.00
5	9	Millar Ryan	4	3	-	7	0.80
6	7	Suxho Donald	2	1	-	3	0.40
6	11	Thornton Brian	2	3	-	5	0.40
8	10	Salmon Riley	1	-	-	1	0.20
8	13	Stanley Clayton	1	-	-	1	0.20
8	12	Holmes Russell	1	1	1	3	0.20
-	15	Gardner Gabriel	-	-	-	-	
-	6	Lotman Paul	-	1	-	1	
Others			-	-	-	-	
Total Team			35	19	2	56	7.00


Dig

Avg. by set



Match: 15 **Date:** 19.05.2012 **Spectators:** 5'100
City: Florence
Hall: Nelson Mandela Forum
Match duration: **Start:** 17:10 **End:** 19:40 **Total:** 2:30

Teams	Sets	1	2	3	4	5	Total
KOR	2	25	25	17	23	15	105
USA	3	20	18	25	25	17	105
Set duration		0:27	0:27	0:26	0:33	0:25	2:18



USA • USA

Set

Avg. by set

Rk	No	Name	Running Sets	Faults	Still Sets	Total Attempts	Note
1	11	Thornton Brian	29	-	41	70	5.80
2	7	Suxho Donald	10	-	17	27	2.00
-	1	Anderson Matthew	-	-	2	2	
-	5	Lambourne Richard	-	-	5	5	
-	6	Lotman Paul	-	-	-	-	
-	8	Priddy William	-	-	1	1	
-	9	Millar Ryan	-	-	2	2	
-	10	Salmon Riley	-	-	-	-	
-	12	Holmes Russell	-	-	1	1	
-	13	Stanley Clayton	-	-	1	1	
-	15	Gardner Gabriel	-	-	-	-	
-	21	McKenzie David	-	-	2	2	
Others			-	-	-	-	
Total Team			39	-	72	111	7.80

Reception

Eff. %
Limit: 25.00%

Rk	No	Name	Excellents	Faults	Serve Receptions	Total Attempts	Note
1	1	Anderson Matthew	30	2	6	38	73.68
2	5	Lambourne Richard	16	2	5	23	60.87
3	8	Priddy William	12	2	12	26	38.46
-	10	Salmon Riley	2	-	-	2	
-	12	Holmes Russell	1	-	-	1	
-	6	Lotman Paul	-	-	-	-	
-	7	Suxho Donald	-	-	-	-	
-	11	Thornton Brian	-	-	-	-	
-	13	Stanley Clayton	-	-	-	-	
-	15	Gardner Gabriel	-	-	-	-	
-	21	McKenzie David	-	-	-	-	
-	9	Millar Ryan	-	1	-	1	
Others			-	-	-	-	
Total Team			61	7	23	91	59.34

