




P-3 VOLLEYBALL • Match players ranking




FIVB Men's Volleyball World League 2011
Pool A-Intercontinental Round

Match: 72 **Date:** 24.06.2011 **Spectators:** 4'000
City: Tulsa
Hall: Reynolds Center
Match duration: **Start:** 19:10 **End:** 21:11 **Total:** 2:01

Teams	Sets	1	2	3	4	5	Total
USA	1	21	20	25	19		85
BRA	3	25	25	21	25		96
Set duration		0:27	0:31	0:28	0:26		1:52



USA • USA



Spike

Succ. %
Limit: 15.00%

Rk	No	Name	Spikes	Faults	Shots	Total Attempts	Note
1	8	Priddy William	14	3	8	25	56.00
2	13	Stanley Clayton	10	5	10	25	40.00
3	1	Anderson Matthew	9	6	12	27	33.33
-	4	Lee David	7	3	5	15	
-	9	Millar Ryan	6	2	4	12	
-	10	Thornton Brian	-	-	3	3	
-	3	Patak Evan	-	-	-	-	
-	5	Lambourne Richard	-	-	-	-	
-	6	Lotman Paul	-	-	-	-	
-	12	Holmes Russell	-	-	-	-	
-	14	Hansen Kevin	-	-	-	-	
-	17	Holt Maxwell	-	-	-	-	
Others			-	-	-	-	
Total Team			46	19	42	107	42.99



Block


Avg. by set

Rk	No	Name	Kill Blocks	Faults	Rebounds	Total Attempts	Note
1	9	Millar Ryan	3	6	4	13	0.75
2	1	Anderson Matthew	2	2	3	7	0.50
3	12	Holmes Russell	1	-	-	1	0.25
3	8	Priddy William	1	1	-	2	0.25
3	13	Stanley Clayton	1	2	-	3	0.25
3	4	Lee David	1	11	4	16	0.25
-	3	Patak Evan	-	-	-	-	
-	5	Lambourne Richard	-	-	-	-	
-	6	Lotman Paul	-	-	-	-	
-	14	Hansen Kevin	-	-	-	-	
-	17	Holt Maxwell	-	-	-	-	
-	10	Thornton Brian	-	3	-	3	
Others			-	-	-	-	
Total Team			9	25	11	45	2.25



Match: 72 **Date:** 24.06.2011 **Spectators:** 4'000
City: Tulsa
Hall: Reynolds Center
Match duration: **Start:** 19:10 **End:** 21:11 **Total:** 2:01

Teams	Sets	1	2	3	4	5	Total
USA	1	21	20	25	19		85
BRA	3	25	25	21	25		96
Set duration		0:27	0:31	0:28	0:26		1:52



USA • USA

Rk	No	Name	Aces	Faults	Serve Hits	Total Attempts	Note
1	13	Stanley Clayton	2	4	8	14	0.50
-	3	Patak Evan	-	-	-	-	
-	5	Lambourne Richard	-	-	-	-	
-	6	Lotman Paul	-	-	6	6	
-	10	Thornton Brian	-	-	13	13	
-	12	Holmes Russell	-	-	-	-	
-	14	Hansen Kevin	-	-	-	-	
-	17	Holt Maxwell	-	-	1	1	
-	4	Lee David	-	1	18	19	
-	1	Anderson Matthew	-	2	10	12	
-	9	Millar Ryan	-	2	7	9	
-	8	Priddy William	-	3	9	12	
Others			-	-	-	-	
Total Team			2	12	72	86	0.50

Serve

Avg. by set

Team	Opponent errors & Team faults	Aces	Faults	Serve Hits	Total Attempts	Note
	Opponent errors & Team faults	28	-		28	

Rk	No	Name	Digs	Faults	Receptions	Total Attempts	Note
1	8	Priddy William	14	1	-	15	3.50
2	5	Lambourne Richard	7	4	-	11	1.75
3	10	Thornton Brian	6	-	1	7	1.50
4	13	Stanley Clayton	4	5	-	9	1.00
5	9	Millar Ryan	3	1	-	4	0.75
6	1	Anderson Matthew	2	3	1	6	0.50
7	4	Lee David	1	1	1	3	0.25
-	3	Patak Evan	-	-	-	-	
-	6	Lotman Paul	-	-	-	-	
-	12	Holmes Russell	-	-	-	-	
-	14	Hansen Kevin	-	-	-	-	
-	17	Holt Maxwell	-	-	-	-	
Others			-	-	-	-	
Total Team			37	15	3	55	9.25


Dig

Avg. by set



Match: 72 **Date:** 24.06.2011 **Spectators:** 4'000
City: Tulsa
Hall: Reynolds Center
Match duration: **Start:** 19:10 **End:** 21:11 **Total:** 2:01

Teams	Sets	1	2	3	4	5	Total
USA	1	21	20	25	19		85
BRA	3	25	25	21	25		96
Set duration		0:27	0:31	0:28	0:26		1:52



USA • USA

Set

Avg. by set

Rk	No	Name	Running Sets	Faults	Still Sets	Total Attempts	Note
1	10	Thornton Brian	21	-	69	90	5.25
-	1	Anderson Matthew	-	-	1	1	
-	3	Patak Evan	-	-	-	-	
-	4	Lee David	-	-	-	-	
-	5	Lambourne Richard	-	-	9	9	
-	6	Lotman Paul	-	-	-	-	
-	8	Priddy William	-	-	1	1	
-	9	Millar Ryan	-	-	2	2	
-	12	Holmes Russell	-	-	-	-	
-	13	Stanley Clayton	-	-	-	-	
-	14	Hansen Kevin	-	-	-	-	
-	17	Holt Maxwell	-	-	-	-	
Others			-	-	-	-	
Total Team			21	-	82	103	5.25

Reception

Eff. %
Limit: 25.00%

Rk	No	Name	Excellents	Faults	Serve Receptions	Total Attempts	Note
1	1	Anderson Matthew	33	3	6	42	71.43
2	8	Priddy William	18	2	3	23	69.57
-	5	Lambourne Richard	16	-	1	17	
-	10	Thornton Brian	1	-	-	1	
-	3	Patak Evan	-	-	-	-	
-	4	Lee David	-	-	-	-	
-	6	Lotman Paul	-	-	-	-	
-	9	Millar Ryan	-	-	-	-	
-	12	Holmes Russell	-	-	-	-	
-	13	Stanley Clayton	-	-	-	-	
-	14	Hansen Kevin	-	-	-	-	
-	17	Holt Maxwell	-	-	-	-	
Others			-	-	-	-	
Total Team			68	5	10	83	75.90



Match: 72 **Date:** 24.06.2011 **Spectators:** 4'000
City: Tulsa
Hall: Reynolds Center
Match duration: **Start:** 19:10 **End:** 21:11 **Total:** 2:01

Teams	Sets	1	2	3	4	5	Total
USA	1	21	20	25	19		85
BRA	3	25	25	21	25		96
Set duration		0:27	0:31	0:28	0:26		1:52



BRA • Brazil

Spike

Succ. %
Limit: 15.00%

Rk	No	Name	Spikes	Faults	Shots	Total Attempts	Note
1	9	Lopes Theo	20	7	15	42	47.62
2	8	Endres Murilo	15	4	13	32	46.88
3	7	Godoy Filho Gilberto	11	6	11	28	39.29
-	16	Saatkamp Lucas	8	3	3	14	
-	14	Santana Rodrigo	4	2	7	13	
-	18	Amaral Dante Guimaraes	1	-	-	1	
-	1	Rezende Bruno Mossa	-	1	-	1	
-	6	Vissotto Neves Leandro	-	1	-	1	
-	5	dos Santos Jr. Sidnei	-	-	-	-	
-	10	Santos Sérgio Dutra	-	-	-	-	
-	15	Bravo Pereira Joao Paulo	-	-	-	-	
-	17	Muraguti Yared Marlon	-	-	-	-	
Others			-	-	-	-	
Total Team			59	24	49	132	44.70

Block

Avg. by set

Rk	No	Name	Kill Blocks	Faults	Rebounds	Total Attempts	Note
1	7	Godoy Filho Gilberto	3	3	1	7	0.75
1	9	Lopes Theo	3	3	1	7	0.75
3	16	Saatkamp Lucas	1	5	6	12	0.25
3	14	Santana Rodrigo	1	5	4	10	0.25
3	18	Amaral Dante Guimaraes	1	1	-	2	0.25
3	8	Endres Murilo	1	2	-	3	0.25
-	5	dos Santos Jr. Sidnei	-	-	-	-	
-	6	Vissotto Neves Leandro	-	-	-	-	
-	10	Santos Sérgio Dutra	-	-	-	-	
-	15	Bravo Pereira Joao Paulo	-	-	-	-	
-	17	Muraguti Yared Marlon	-	-	-	-	
-	1	Rezende Bruno Mossa	-	1	3	4	
Others			-	-	-	-	
Total Team			10	20	15	45	2.50

Match: 72 **Date:** 24.06.2011 **Spectators:** 4'000
City: Tulsa
Hall: Reynolds Center
Match duration: **Start:** 19:10 **End:** 21:11 **Total:** 2:01

Teams	Sets	1	2	3	4	5	Total
USA	1	21	20	25	19		85
BRA	3	25	25	21	25		96
Set duration		0:27	0:31	0:28	0:26		1:52



BRA • Brazil

Rk	No	Name	Aces	Faults	Serve Hits	Total Attempts	Note
1	7	Godoy Filho Gilberto	3	2	12	17	0.75
2	1	Rezende Bruno Mossa	1	1	14	16	0.25
2	9	Lopes Theo	1	3	8	12	0.25
-	5	dos Santos Jr. Sidnei	-	-	-	-	
-	6	Vissotto Neves Leandro	-	-	1	1	
-	10	Santos Sérgio Dutra	-	-	-	-	
-	15	Bravo Pereira Joao Paulo	-	-	-	-	
-	17	Muraguti Yared Marlon	-	-	2	2	
-	18	Amaral Dante Guimaraes	-	-	-	-	
-	14	Santana Rodrigo	-	1	16	17	
-	8	Endres Murilo	-	2	13	15	
-	16	Saatkamp Lucas	-	3	12	15	
Others			-	-	-	-	
Total Team			5	12	78	95	1.25

Serve

Avg. by set

Team	Opponent errors & Team faults	Aces	Faults	Serve Hits	Total Attempts	Note
	Opponent errors & Team faults	22	-		22	

Rk	No	Name	Digs	Faults	Receptions	Total Attempts	Note
1	7	Godoy Filho Gilberto	18	3	-	21	4.50
2	10	Santos Sérgio Dutra	16	4	2	22	4.00
3	9	Lopes Theo	10	4	-	14	2.50
4	1	Rezende Bruno Mossa	7	1	-	8	1.75
5	8	Endres Murilo	4	-	-	4	1.00
6	16	Saatkamp Lucas	2	-	-	2	0.50
7	18	Amaral Dante Guimaraes	1	-	-	1	0.25
-	5	dos Santos Jr. Sidnei	-	-	-	-	
-	6	Vissotto Neves Leandro	-	-	-	-	
-	14	Santana Rodrigo	-	-	-	-	
-	15	Bravo Pereira Joao Paulo	-	-	-	-	
-	17	Muraguti Yared Marlon	-	-	-	-	
Others			-	-	-	-	
Total Team			58	12	2	72	14.50

Dig

Avg. by set



Match: 72 **Date:** 24.06.2011 **Spectators:** 4'000
City: Tulsa
Hall: Reynolds Center
Match duration: **Start:** 19:10 **End:** 21:11 **Total:** 2:01

Teams	Sets	1	2	3	4	5	Total
USA	1	21	20	25	19		85
BRA	3	25	25	21	25		96
Set duration		0:27	0:31	0:28	0:26		1:52



BRA • Brazil

Set

Avg. by set

Rk	No	Name	Running Sets	Faults	Still Sets	Total Attempts	Note
1	1	Rezende Bruno Mossa	34	1	71	106	8.50
2	10	Santos Sérgio Dutra	2	-	8	10	0.50
2	17	Muraguti Yared Marlon	2	-	4	6	0.50
-	5	dos Santos Jr. Sidnei	-	-	-	-	
-	6	Vissotto Neves Leandro	-	-	-	-	
-	7	Godoy Filho Gilberto	-	-	1	1	
-	8	Endres Murilo	-	-	3	3	
-	9	Lopes Theo	-	-	-	-	
-	14	Santana Rodrigo	-	-	2	2	
-	15	Bravo Pereira Joao Paulo	-	-	-	-	
-	16	Saatkamp Lucas	-	-	1	1	
-	18	Amaral Dante Guimaraes	-	-	-	-	
Others			-	-	-	-	
Total Team			38	1	90	129	9.50

Reception

Eff. %
Limit: 25.00%

Rk	No	Name	Excellents	Faults	Serve Receptions	Total Attempts	Note
1	8	Endres Murilo	37	-	4	41	90.24
2	7	Godoy Filho Gilberto	16	-	3	19	84.21
-	10	Santos Sérgio Dutra	8	1	-	9	
-	9	Lopes Theo	3	-	-	3	
-	16	Saatkamp Lucas	1	1	-	2	
-	1	Rezende Bruno Mossa	-	-	-	-	
-	5	dos Santos Jr. Sidnei	-	-	-	-	
-	6	Vissotto Neves Leandro	-	-	-	-	
-	14	Santana Rodrigo	-	-	-	-	
-	15	Bravo Pereira Joao Paulo	-	-	-	-	
-	17	Muraguti Yared Marlon	-	-	-	-	
-	18	Amaral Dante Guimaraes	-	-	-	-	
Others			-	-	-	-	
Total Team			65	2	7	74	85.14

