

Match: 25 **Date:** 04.06.2011 **Spectators:** 4'512
City: San Juan
Hall: Roberto Clemente Coliseum
Match duration: **Start:** 20:40 **End:** 22:42 **Total:** 2:02

Teams	Sets	1	2	3	4	5	Total
PUR	1	23	24	25	12		84
USA	3	25	26	22	25		98
Set duration		0:30	0:32	0:28	0:23		1:53



PUR • Puerto Rico

Spike

Succ. %
Limit: 15.00%

Rk	No	Name	Spikes	Faults	Shots	Total Attempts	Note
1	4	Rivera Victor	14	4	8	26	53.85
2	12	Soto Hector	20	10	17	47	42.55
3	1	Rivera Jose	9	6	9	24	37.50
-	7	Escalante Enrique	7	1	7	15	
-	5	Muñiz Roberto	5	-	4	9	
-	3	Figueroa Juan	-	-	1	1	
-	6	Perez Angel	-	-	1	1	
-	8	Erazo Daniel	-	-	-	-	
-	13	Ortiz Jean Carlos	-	-	-	-	
-	14	Morales Fernando	-	-	-	-	
-	16	Sánchez Sequiel	-	-	-	-	
-	19	Rivera Joel	-	-	-	-	
Others			-	-	-	-	
Total Team			55	21	47	123	44.72

Block

Avg. by set

Rk	No	Name	Kill Blocks	Faults	Rebounds	Total Attempts	Note
1	5	Muñiz Roberto	3	5	9	17	0.75
2	4	Rivera Victor	1	-	5	6	0.25
2	6	Perez Angel	1	2	8	11	0.25
2	12	Soto Hector	1	5	1	7	0.25
-	3	Figueroa Juan	-	-	1	1	
-	8	Erazo Daniel	-	-	-	-	
-	13	Ortiz Jean Carlos	-	-	-	-	
-	14	Morales Fernando	-	-	-	-	
-	16	Sánchez Sequiel	-	-	-	-	
-	19	Rivera Joel	-	-	-	-	
-	7	Escalante Enrique	-	4	11	15	
-	1	Rivera Jose	-	2	3	5	
Others			-	-	-	-	
Total Team			6	18	38	62	1.50



Match: 25 **Date:** 04.06.2011 **Spectators:** 4'512
City: San Juan
Hall: Roberto Clemente Coliseum
Match duration: **Start:** 20:40 **End:** 22:42 **Total:** 2:02

Teams	Sets	1	2	3	4	5	Total
PUR	1	23	24	25	12		84
USA	3	25	26	22	25		98
Set duration		0:30	0:32	0:28	0:23		1:53



PUR • Puerto Rico

Rk	No	Name	Aces	Faults	Serve Hits	Total Attempts	Note
1	12	Soto Hector	3	1	13	17	0.75
1	5	Muñiz Roberto	3	1	8	12	0.75
3	4	Rivera Victor	1	1	13	15	0.25
-	3	Figueroa Juan	-	-	-	-	
-	8	Erazo Daniel	-	-	-	-	
-	13	Ortiz Jean Carlos	-	-	-	-	
-	14	Morales Fernando	-	-	-	-	
-	16	Sánchez Sequiel	-	-	-	-	
-	19	Rivera Joel	-	-	-	-	
-	6	Perez Angel	-	1	12	13	
-	1	Rivera Jose	-	2	13	15	
-	7	Escalante Enrique	-	5	8	13	
Others			-	-	-	-	
Total Team			7	11	67	85	1.75

Serve

Avg. by set

Team	Opponent errors & Team faults	Aces	Faults	Serve Hits	Total Attempts	Note
	Opponent errors & Team faults	16	-		16	

Rk	No	Name	Digs	Faults	Receptions	Total Attempts	Note
1	6	Perez Angel	11	8	5	24	2.75
2	19	Rivera Joel	9	9	7	25	2.25
3	4	Rivera Victor	8	7	5	20	2.00
4	12	Soto Hector	6	7	7	20	1.50
5	1	Rivera Jose	4	3	8	15	1.00
6	7	Escalante Enrique	2	2	1	5	0.50
-	8	Erazo Daniel	-	-	-	-	
-	13	Ortiz Jean Carlos	-	-	-	-	
-	14	Morales Fernando	-	-	-	-	
-	16	Sánchez Sequiel	-	-	-	-	
-	5	Muñiz Roberto	-	1	1	2	
-	3	Figueroa Juan	-	1	-	1	
Others			-	-	-	-	
Total Team			40	38	34	112	10.00

Dig

Avg. by set



Match: 25 **Date:** 04.06.2011 **Spectators:** 4'512
City: San Juan
Hall: Roberto Clemente Coliseum
Match duration: **Start:** 20:40 **End:** 22:42 **Total:** 2:02

Teams	Sets	1	2	3	4	5	Total
PUR	1	23	24	25	12		84
USA	3	25	26	22	25		98
Set duration		0:30	0:32	0:28	0:23		1:53



PUR • Puerto Rico

Set

Avg. by set

Rk	No	Name	Running Sets	Faults	Still Sets	Total Attempts	Note
1	6	Perez Angel	17	-	74	91	4.25
-	1	Rivera Jose	-	-	2	2	
-	3	Figueroa Juan	-	-	-	-	
-	4	Rivera Victor	-	-	3	3	
-	5	Muñiz Roberto	-	-	6	6	
-	7	Escalante Enrique	-	-	3	3	
-	8	Erazo Daniel	-	-	-	-	
-	12	Soto Hector	-	-	-	-	
-	13	Ortiz Jean Carlos	-	-	-	-	
-	14	Morales Fernando	-	-	-	-	
-	16	Sánchez Sequiel	-	-	-	-	
-	19	Rivera Joel	-	-	5	5	
Others			-	-	-	-	
Total Team			17	-	93	110	4.25

Reception


Eff. %
Limit: 25.00%

Rk	No	Name	Excellents	Faults	Serve Receptions	Total Attempts	Note
1	1	Rivera Jose	14	2	8	24	50.00
2	4	Rivera Victor	14	4	20	38	26.32
3	19	Rivera Joel	7	3	13	23	17.39
-	3	Figueroa Juan	2	-	-	2	
-	5	Muñiz Roberto	-	-	-	-	
-	6	Perez Angel	-	-	-	-	
-	7	Escalante Enrique	-	-	-	-	
-	8	Erazo Daniel	-	-	-	-	
-	13	Ortiz Jean Carlos	-	-	-	-	
-	14	Morales Fernando	-	-	-	-	
-	16	Sánchez Sequiel	-	-	-	-	
-	12	Soto Hector	-	1	-	1	
Others			-	-	-	-	
Total Team			37	10	41	88	30.68



Match: 25 **Date:** 04.06.2011 **Spectators:** 4'512
City: San Juan
Hall: Roberto Clemente Coliseum
Match duration: **Start:** 20:40 **End:** 22:42 **Total:** 2:02

Teams	Sets	1	2	3	4	5	Total
PUR	1	23	24	25	12		84
USA	3	25	26	22	25		98
Set duration		0:30	0:32	0:28	0:23		1:53



USA • USA

Spike

Succ. %
Limit: 15.00%

Rk	No	Name	Spikes	Faults	Shots	Total Attempts	Note
1	8	Priddy William	12	3	5	20	60.00
2	1	Anderson Matthew	22	3	18	43	51.16
3	13	Stanley Clayton	11	3	16	30	36.67
-	9	Millar Ryan	4	1	9	14	
-	4	Lee David	3	-	4	7	
-	5	Lambourne Richard	-	-	-	-	
-	6	Lotman Paul	-	-	-	-	
-	7	Suxho Donald	-	-	-	-	
-	10	Thornton Brian	-	-	-	-	
-	12	Holmes Russell	-	-	-	-	
-	15	Gardner Gabriel	-	-	-	-	
-	18	Touzinsky Scott	-	-	-	-	
Others			-	-	-	-	
Total Team			52	10	52	114	45.61

Block


Avg. by set

Rk	No	Name	Kill Blocks	Faults	Rebounds	Total Attempts	Note
1	4	Lee David	5	11	5	21	1.25
2	8	Priddy William	4	3	2	9	1.00
3	9	Millar Ryan	1	2	13	16	0.25
3	10	Thornton Brian	1	2	3	6	0.25
3	13	Stanley Clayton	1	4	5	10	0.25
3	1	Anderson Matthew	1	5	2	8	0.25
-	5	Lambourne Richard	-	-	-	-	
-	6	Lotman Paul	-	-	-	-	
-	7	Suxho Donald	-	-	-	-	
-	12	Holmes Russell	-	-	-	-	
-	15	Gardner Gabriel	-	-	-	-	
-	18	Touzinsky Scott	-	-	-	-	
Others			-	-	-	-	
Total Team			13	27	30	70	3.25



Match: 25 **Date:** 04.06.2011 **Spectators:** 4'512
City: San Juan
Hall: Roberto Clemente Coliseum
Match duration: **Start:** 20:40 **End:** 22:42 **Total:** 2:02

Teams	Sets	1	2	3	4	5	Total
PUR	1	23	24	25	12		84
USA	3	25	26	22	25		98
Set duration		0:30	0:32	0:28	0:23		1:53



USA • USA

Rk	No	Name	Aces	Faults	Serve Hits	Total Attempts	Note
1	13	Stanley Clayton	5	3	9	17	1.25
2	9	Millar Ryan	2	-	15	17	0.50
2	4	Lee David	2	1	14	17	0.50
-	5	Lambourne Richard	-	-	-	-	
-	6	Lotman Paul	-	-	3	3	
-	7	Suxho Donald	-	-	-	-	
-	10	Thornton Brian	-	-	11	11	
-	12	Holmes Russell	-	-	-	-	
-	15	Gardner Gabriel	-	-	-	-	
-	18	Touzinsky Scott	-	-	-	-	
-	8	Priddy William	-	2	14	16	
-	1	Anderson Matthew	-	3	13	16	
Others			-	-	-	-	
Total Team			9	9	79	97	2.25

Serve

Avg. by set

Team	Opponent errors & Team faults	Aces	Faults	Serve Hits	Total Attempts	Note
	Opponent errors & Team faults	24	-		24	

Rk	No	Name	Digs	Faults	Receptions	Total Attempts	Note
1	5	Lambourne Richard	15	7	4	26	3.75
2	13	Stanley Clayton	10	4	3	17	2.50
3	8	Priddy William	7	6	4	17	1.75
4	1	Anderson Matthew	3	4	5	12	0.75
5	9	Millar Ryan	2	1	2	5	0.50
6	4	Lee David	1	1	2	4	0.25
6	10	Thornton Brian	1	5	4	10	0.25
-	7	Suxho Donald	-	-	-	-	
-	12	Holmes Russell	-	-	-	-	
-	15	Gardner Gabriel	-	-	-	-	
-	18	Touzinsky Scott	-	-	-	-	
-	6	Lotman Paul	-	1	-	1	
Others			-	-	-	-	
Total Team			39	29	24	92	9.75


Dig

Avg. by set



Match: 25 **Date:** 04.06.2011 **Spectators:** 4'512
City: San Juan
Hall: Roberto Clemente Coliseum
Match duration: **Start:** 20:40 **End:** 22:42 **Total:** 2:02

Teams	Sets	1	2	3	4	5	Total
PUR	1	23	24	25	12		84
USA	3	25	26	22	25		98
Set duration		0:30	0:32	0:28	0:23		1:53



USA • USA

Set

Avg. by set

Rk	No	Name	Running Sets	Faults	Still Sets	Total Attempts	Note
1	10	Thornton Brian	10	1	82	93	2.50
-	1	Anderson Matthew	-	-	-	-	
-	4	Lee David	-	-	2	2	
-	5	Lambourne Richard	-	-	7	7	
-	6	Lotman Paul	-	-	-	-	
-	7	Suxho Donald	-	-	-	-	
-	8	Priddy William	-	-	1	1	
-	9	Millar Ryan	-	-	4	4	
-	12	Holmes Russell	-	-	-	-	
-	13	Stanley Clayton	-	-	2	2	
-	15	Gardner Gabriel	-	-	1	1	
-	18	Touzinsky Scott	-	-	-	-	
Others			-	-	-	-	
Total Team			10	1	99	110	2.50

Reception

Eff. %
Limit: 25.00%

Rk	No	Name	Excellents	Faults	Serve Receptions	Total Attempts	Note
1	8	Priddy William	11	2	8	21	42.86
2	1	Anderson Matthew	19	4	13	36	41.67
-	5	Lambourne Richard	6	1	5	12	
-	6	Lotman Paul	1	-	2	3	
-	18	Touzinsky Scott	1	-	-	1	
-	7	Suxho Donald	-	-	-	-	
-	9	Millar Ryan	-	-	-	-	
-	10	Thornton Brian	-	-	-	-	
-	12	Holmes Russell	-	-	-	-	
-	13	Stanley Clayton	-	-	-	-	
-	15	Gardner Gabriel	-	-	-	-	
-	4	Lee David	-	1	-	1	
Others			-	-	-	-	
Total Team			38	8	28	74	40.54

