

**Match:** 7    **Date:** 28.05.2011    **Spectators:** 9'178  
**City:** Lodz  
**Hall:** Atlas Arena  
**Match duration:** Start: 17:10 End: 19:00 Total: 1:50

Teams	Sets	1	2	3	4	5	Total
<b>POL</b>	<b>0</b>	22	19	35			76
<b>USA</b>	<b>3</b>	25	25	37			87
<b>Set duration</b>		0:27	0:25	0:45			1:37



### POL • Poland

**Spike**

Succ. %  
Limit: 15.00%

Rk	No	Name	Spikes	Faults	Shots	Total Attempts	Note
1	9	Bartman Zbigniew	19	6	15	40	47.50
2	6	Kurek Bartosz	9	11	5	25	36.00
-	14	Ruciak Michal	7	2	5	14	
-	4	Kosok Grzegorz	4	1	4	9	
-	1	Nowakowski Piotr	1	-	5	6	
-	17	Bakiewicz Michal	1	1	4	6	
-	18	Mozdzonek Marcin	1	-	3	4	
-	16	Ignaczak Krzysztof	-	-	1	1	
-	15	Zygadlo Lukasz	-	1	-	1	
-	7	Jarosz Jakub	-	-	-	-	
-	12	Woicki Pawel	-	-	-	-	
-	13	Kubiak Michal	-	-	-	-	
<b>Others</b>			-	-	-	-	
<b>Total Team</b>			42	22	42	106	39.62

**Block**

Avg. by set

Rk	No	Name	Kill Blocks	Faults	Rebounds	Total Attempts	Note
1	6	Kurek Bartosz	2	-	1	3	0.67
1	9	Bartman Zbigniew	2	-	5	7	0.67
3	14	Ruciak Michal	1	1	1	3	0.33
3	4	Kosok Grzegorz	1	6	7	14	0.33
-	1	Nowakowski Piotr	-	-	3	3	
-	7	Jarosz Jakub	-	-	-	-	
-	13	Kubiak Michal	-	-	-	-	
-	16	Ignaczak Krzysztof	-	-	-	-	
-	15	Zygadlo Lukasz	-	2	4	6	
-	12	Woicki Pawel	-	1	1	2	
-	17	Bakiewicz Michal	-	2	2	4	
-	18	Mozdzonek Marcin	-	4	2	6	
<b>Others</b>			-	-	-	-	
<b>Total Team</b>			6	16	26	48	2.00

**Match:** 7    **Date:** 28.05.2011    **Spectators:** 9'178  
**City:** Lodz  
**Hall:** Atlas Arena  
**Match duration:** Start: 17:10 End: 19:00 Total: 1:50

Teams	Sets	1	2	3	4	5	Total
<b>POL</b>	<b>0</b>	22	19	35			76
<b>USA</b>	<b>3</b>	25	25	37			87
<b>Set duration</b>		0:27	0:25	0:45			1:37



### POL • Poland

Rk	No	Name	Aces	Faults	Serve Hits	Total Attempts	Note
1	12	Woicki Pawel	1	-	9	10	0.33
1	4	Kosok Grzegorz	1	2	7	10	0.33
1	14	Ruciak Michal	1	3	10	14	0.33
-	1	Nowakowski Piotr	-	-	4	4	
-	7	Jarosz Jakub	-	-	-	-	
-	13	Kubiak Michal	-	-	-	-	
-	15	Zygadlo Lukasz	-	-	10	10	
-	16	Ignaczak Krzysztof	-	-	-	-	
-	18	Mozdzonek Marcin	-	1	9	10	
-	17	Bakiewicz Michal	-	1	5	6	
-	6	Kurek Bartosz	-	2	2	4	
-	9	Bartman Zbigniew	-	5	5	10	
<b>Others</b>			-	-	-	-	
<b>Total Team</b>			3	14	61	78	1.00

**Serve**

Avg. by set

Team	Opponent errors & Team faults	Aces	Faults	Serve Hits	Total Attempts	Note
	Opponent errors & Team faults	25	-		25	

Rk	No	Name	Digs	Faults	Receptions	Total Attempts	Note
1	16	Ignaczak Krzysztof	13	2	1	16	4.33
2	9	Bartman Zbigniew	9	8	2	19	3.00
3	15	Zygadlo Lukasz	8	3	2	13	2.67
3	14	Ruciak Michal	8	6	1	15	2.67
5	17	Bakiewicz Michal	6	-	-	6	2.00
5	12	Woicki Pawel	6	1	-	7	2.00
7	18	Mozdzonek Marcin	5	3	3	11	1.67
7	4	Kosok Grzegorz	5	2	-	7	1.67
7	6	Kurek Bartosz	5	3	1	9	1.67
10	1	Nowakowski Piotr	1	-	-	1	0.33
-	7	Jarosz Jakub	-	-	-	-	
-	13	Kubiak Michal	-	-	-	-	
<b>Others</b>			-	-	-	-	
<b>Total Team</b>			66	28	10	104	22.00

**Dig**

Avg. by set



**Match:** 7    **Date:** 28.05.2011    **Spectators:** 9'178  
**City:** Lodz  
**Hall:** Atlas Arena  
**Match duration:** **Start:** 17:10    **End:** 19:00    **Total:** 1:50

Teams	Sets	1	2	3	4	5	Total
<b>POL</b>	<b>0</b>	22	19	35			76
<b>USA</b>	<b>3</b>	25	25	37			87
<b>Set duration</b>		0:27	0:25	0:45			1:37



### POL • Poland

**Set**

Avg. by set

Rk	No	Name	Running Sets	Faults	Still Sets	Total Attempts	Note
1	12	Woicki Pawel	20	-	14	34	6.67
2	15	Zygadlo Lukasz	18	-	29	47	6.00
-	1	Nowakowski Piotr	-	-	-	-	
-	4	Kosok Grzegorz	-	-	-	-	
-	6	Kurek Bartosz	-	-	-	-	
-	7	Jarosz Jakub	-	-	-	-	
-	9	Bartman Zbigniew	-	-	-	-	
-	13	Kubiak Michal	-	-	-	-	
-	14	Ruciak Michal	-	-	-	-	
-	16	Ignaczak Krzysztof	-	-	-	-	
-	17	Bakiewicz Michal	-	-	-	-	
-	18	Mozdzonek Marcin	-	-	-	-	
<b>Others</b>			-	-	-	-	
<b>Total Team</b>			38	-	43	81	12.67


**Reception**

Eff. %  
Limit: 25.00%

Rk	No	Name	Excellents	Faults	Serve Receptions	Total Attempts	Note
1	16	Ignaczak Krzysztof	9	2	16	27	25.93
2	14	Ruciak Michal	9	4	14	27	18.52
-	17	Bakiewicz Michal	1	-	7	8	
-	6	Kurek Bartosz	2	1	3	6	
-	15	Zygadlo Lukasz	-	-	1	1	
-	1	Nowakowski Piotr	-	-	-	-	
-	4	Kosok Grzegorz	-	-	-	-	
-	7	Jarosz Jakub	-	-	-	-	
-	9	Bartman Zbigniew	-	-	-	-	
-	12	Woicki Pawel	-	-	-	-	
-	13	Kubiak Michal	-	-	-	-	
-	18	Mozdzonek Marcin	-	-	-	-	
<b>Others</b>			-	-	-	-	
<b>Total Team</b>			21	7	41	69	20.29

**Match:** 7   **Date:** 28.05.2011   **Spectators:** 9'178  
**City:** Lodz  
**Hall:** Atlas Arena  
**Match duration:** Start: 17:10 End: 19:00 Total: 1:50

Teams	Sets	1	2	3	4	5	Total
<b>POL</b>	<b>0</b>	22	19	35			76
<b>USA</b>	<b>3</b>	25	25	37			87
<b>Set duration</b>		0:27	0:25	0:45			1:37



### USA • USA

**Spike**

Succ. %  
Limit: 15.00%

Rk	No	Name	Spikes	Faults	Shots	Total Attempts	Note
1	8	Priddy William	15	-	3	18	83.33
2	1	Anderson Matthew	13	5	16	34	38.24
3	13	Stanley Clayton	3	4	11	18	16.67
-	9	Millar Ryan	5	2	5	12	
-	4	Lee David	5	1	1	7	
-	7	Suxho Donald	1	-	-	1	
-	5	Lambourne Richard	-	-	-	-	
-	6	Lotman Paul	-	-	-	-	
-	10	Thornton Brian	-	-	-	-	
-	12	Holmes Russell	-	-	-	-	
-	15	Gardner Gabriel	-	-	-	-	
-	17	Holt Maxwell	-	-	-	-	
<b>Others</b>			-	-	-	-	
<b>Total Team</b>			42	12	36	90	46.67

**Block**


Avg. by set

Rk	No	Name	Kill Blocks	Faults	Rebounds	Total Attempts	Note
1	4	Lee David	5	3	4	12	1.67
1	9	Millar Ryan	5	8	10	23	1.67
3	13	Stanley Clayton	3	6	1	10	1.00
4	1	Anderson Matthew	2	2	3	7	0.67
-	5	Lambourne Richard	-	-	-	-	
-	6	Lotman Paul	-	-	-	-	
-	10	Thornton Brian	-	-	-	-	
-	12	Holmes Russell	-	-	-	-	
-	15	Gardner Gabriel	-	-	-	-	
-	17	Holt Maxwell	-	-	-	-	
-	7	Suxho Donald	-	3	2	5	
-	8	Priddy William	-	4	2	6	
<b>Others</b>			-	-	-	-	
<b>Total Team</b>			15	26	22	63	5.00



**Match:** 7    **Date:** 28.05.2011    **Spectators:** 9'178  
**City:** Lodz  
**Hall:** Atlas Arena  
**Match duration:** **Start:** 17:10    **End:** 19:00    **Total:** 1:50

Teams	Sets	1	2	3	4	5	Total
<b>POL</b>	<b>0</b>	22	19	35			76
<b>USA</b>	<b>3</b>	25	25	37			87
<b>Set duration</b>		0:27	0:25	0:45			1:37



### USA • USA

Rk	No	Name	Aces	Faults	Serve Hits	Total Attempts	Note
1	13	Stanley Clayton	3	2	13	18	1.00
2	8	Priddy William	2	4	11	17	0.67
3	4	Lee David	1	3	11	15	0.33
3	9	Millar Ryan	1	2	7	10	0.33
3	1	Anderson Matthew	1	4	7	12	0.33
-	5	Lambourne Richard	-	-	-	-	
-	6	Lotman Paul	-	-	4	4	
-	10	Thornton Brian	-	-	-	-	
-	12	Holmes Russell	-	-	-	-	
-	15	Gardner Gabriel	-	-	-	-	
-	17	Holt Maxwell	-	-	-	-	
-	7	Suxho Donald	-	1	8	9	
<b>Others</b>			-	-	-	-	
<b>Total Team</b>			8	16	61	85	2.67

**Serve**

Avg. by set

Team	Opponent errors & Team faults	Aces	Faults	Serve Hits	Total Attempts	Note
	Opponent errors & Team faults	22	2		24	

Rk	No	Name	Digs	Faults	Receptions	Total Attempts	Note
1	5	Lambourne Richard	17	3	2	22	5.67
2	8	Priddy William	13	3	5	21	4.33
3	7	Suxho Donald	11	3	5	19	3.67
3	13	Stanley Clayton	11	3	3	17	3.67
5	9	Millar Ryan	5	1	4	10	1.67
6	1	Anderson Matthew	3	2	2	7	1.00
7	4	Lee David	2	-	3	5	0.67
8	6	Lotman Paul	1	-	-	1	0.33
-	10	Thornton Brian	-	-	-	-	
-	12	Holmes Russell	-	-	-	-	
-	15	Gardner Gabriel	-	-	-	-	
-	17	Holt Maxwell	-	-	-	-	
<b>Others</b>			-	-	-	-	
<b>Total Team</b>			63	15	24	102	21.00


**Dig**

Avg. by set



**Match:** 7    **Date:** 28.05.2011    **Spectators:** 9'178  
**City:** Lodz  
**Hall:** Atlas Arena  
**Match duration:** **Start:** 17:10    **End:** 19:00    **Total:** 1:50

Teams	Sets	1	2	3	4	5	Total
<b>POL</b>	<b>0</b>	22	19	35			76
<b>USA</b>	<b>3</b>	25	25	37			87
<b>Set duration</b>		0:27	0:25	0:45			1:37



### USA • USA

**Set**

Avg. by set

Rk	No	Name	Running Sets	Faults	Still Sets	Total Attempts	Note
1	7	Suxho Donald	32	1	32	65	10.67
-	1	Anderson Matthew	-	-	-	-	
-	4	Lee David	-	-	-	-	
-	5	Lambourne Richard	-	-	-	-	
-	6	Lotman Paul	-	-	-	-	
-	8	Priddy William	-	-	-	-	
-	9	Millar Ryan	-	-	-	-	
-	10	Thornton Brian	-	-	-	-	
-	12	Holmes Russell	-	-	-	-	
-	13	Stanley Clayton	-	-	-	-	
-	15	Gardner Gabriel	-	-	-	-	
-	17	Holt Maxwell	-	-	-	-	
<b>Others</b>			-	-	-	-	
<b>Total Team</b>			32	1	32	65	10.67

**Reception**

Eff. %  
Limit: 25.00%

Rk	No	Name	Excellents	Faults	Serve Receptions	Total Attempts	Note
1	1	Anderson Matthew	16	3	9	28	46.43
2	5	Lambourne Richard	7	1	12	20	30.00
-	8	Priddy William	5	-	8	13	
-	7	Suxho Donald	-	-	2	2	
-	9	Millar Ryan	-	-	1	1	
-	4	Lee David	-	-	-	-	
-	6	Lotman Paul	-	-	-	-	
-	10	Thornton Brian	-	-	-	-	
-	12	Holmes Russell	-	-	-	-	
-	13	Stanley Clayton	-	-	-	-	
-	15	Gardner Gabriel	-	-	-	-	
-	17	Holt Maxwell	-	-	-	-	
<b>Others</b>			-	-	-	-	
<b>Total Team</b>			28	4	32	64	37.50

