

Match: 37 **Date:** 18.06.2010 **Spectators:** 8'000
City: La Habana
Hall: Ciudad Deportiva
Match duration: **Start:** 20:50 **End:** 23:11 **Total:** 2:21

Teams	Sets	1	2	3	4	5	Total
CUB	3	19	25	17	25	15	101
POL	2	25	16	25	23	10	99
Set duration		0:24	0:24	0:26	0:32	0:19	2:05



CUB • Cuba



Spike

Succ. %
Limit: 15.00%

Rk	No	Name	Spikes	Faults	Shots	Total Attempts	Note
1	4	Leal Hidalgo Joandry	11	4	5	20	55.00
2	19	Hernandez Ramos Fernando	15	5	15	35	42.86
3	1	Leon Venero Wilfredo	7	3	8	18	38.89
-	13	Simón Aties Robertlandy	7	2	5	14	
-	7	Camejo Durruty Osmany Roberto	7	1	4	12	
-	12	Bell Cisnero Henry	2	2	6	10	
-	14	Hierrezuelo Aguirre Raydel	1	2	-	3	
-	18	Díaz Carmenate Yoandri	1	-	-	1	
-	3	Leyva Alvarez Gustavo	-	-	-	-	
-	6	Gutierrez Torres Keibir	-	-	-	-	
-	8	Cepeda Abreu Rolando	-	-	-	-	
-	16	Mesa Sandobal Isbel	-	-	-	-	
Others			-	-	-	-	
Total Team			51	19	43	113	45.13



Block

Avg. by set


Rk	No	Name	Kill Blocks	Faults	Rebounds	Total Attempts	Note
1	13	Simón Aties Robertlandy	8	8	8	24	1.60
2	14	Hierrezuelo Aguirre Raydel	3	2	2	7	0.60
3	18	Díaz Carmenate Yoandri	2	1	1	4	0.40
3	1	Leon Venero Wilfredo	2	6	2	10	0.40
5	12	Bell Cisnero Henry	1	2	-	3	0.20
5	4	Leal Hidalgo Joandry	1	3	-	4	0.20
-	3	Leyva Alvarez Gustavo	-	-	-	-	
-	6	Gutierrez Torres Keibir	-	-	-	-	
-	8	Cepeda Abreu Rolando	-	-	-	-	
-	16	Mesa Sandobal Isbel	-	-	-	-	
-	7	Camejo Durruty Osmany Roberto	-	9	8	17	
-	19	Hernandez Ramos Fernando	-	2	1	3	
Others			-	-	-	-	
Total Team			17	33	22	72	3.40

Match: 37 **Date:** 18.06.2010 **Spectators:** 8'000
City: La Habana
Hall: Ciudad Deportiva
Match duration: **Start:** 20:50 **End:** 23:11 **Total:** 2:21

Teams	Sets	1	2	3	4	5	Total
CUB	3	19	25	17	25	15	101
POL	2	25	16	25	23	10	99
Set duration		0:24	0:24	0:26	0:32	0:19	2:05



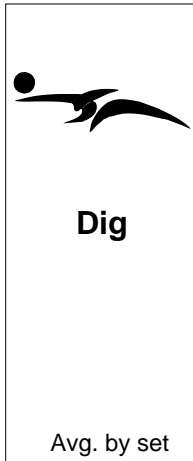
CUB • Cuba



Rk	No	Name	Aces	Faults	Serve Hits	Total Attempts	Note
1	19	Hernandez Ramos Fernando	3	4	16	23	0.60
2	13	Simón Aties Robertlandy	1	4	14	19	0.20
2	4	Leal Hidalgo Joandry	1	5	9	15	0.20
-	3	Leyva Alvarez Gustavo	-	-	-	-	
-	6	Gutierrez Torres Keibir	-	-	1	1	
-	8	Cepeda Abreu Rolando	-	-	-	-	
-	18	Díaz Carmenate Yoandri	-	-	5	5	
-	12	Bell Cisnero Henry	-	1	11	12	
-	14	Hierrezuelo Aguirre Raydel	-	1	6	7	
-	1	Leon Venero Wilfredo	-	3	9	12	
-	7	Camejo Durruty Osmany Roberto	-	2	5	7	
-	16	Mesa Sandobal Isbel	-	1	-	1	
Others			-	-	-	-	
Total Team			5	21	76	102	1.00



Opponent errors & Team faults	28	1		29	
-------------------------------	----	---	--	----	--



Rk	No	Name	Digs	Faults	Receptions	Total Attempts	Note
1	6	Gutierrez Torres Keibir	11	1	-	12	2.20
2	19	Hernandez Ramos Fernando	6	1	1	8	1.20
3	13	Simón Aties Robertlandy	5	-	-	5	1.00
4	1	Leon Venero Wilfredo	4	2	-	6	0.80
5	4	Leal Hidalgo Joandry	3	-	-	3	0.60
5	12	Bell Cisnero Henry	3	-	-	3	0.60
5	7	Camejo Durruty Osmany Roberto	3	1	-	4	0.60
8	3	Leyva Alvarez Gustavo	2	1	-	3	0.40
8	18	Díaz Carmenate Yoandri	2	2	1	5	0.40
10	14	Hierrezuelo Aguirre Raydel	1	5	1	7	0.20
-	8	Cepeda Abreu Rolando	-	-	-	-	
-	16	Mesa Sandobal Isbel	-	-	-	-	
Others			-	-	-	-	
Total Team			40	13	3	56	8.00



P-3 VOLLEYBALL • Match players ranking

World League 2010
Pool D-Intercontinental Round




Match: 37 **Date:** 18.06.2010 **Spectators:** 8'000
City: La Habana
Hall: Ciudad Deportiva
Match duration: **Start:** 20:50 **End:** 23:11 **Total:** 2:21

Teams	Sets	1	2	3	4	5	Total
CUB	3	19	25	17	25	15	101
POL	2	25	16	25	23	10	99
Set duration		0:24	0:24	0:26	0:32	0:19	2:05




CUB • Cuba



Set

Avg. by set

Rk	No	Name	Running Sets	Faults	Still Sets	Total Attempts	Note
1	14	Hierrezuelo Aguirre Raydel	17	-	28	45	3.40
2	18	Díaz Carmenate Yoandri	6	1	33	40	1.20
-	1	Leon Venero Wilfredo	-	-	5	5	
-	3	Leyva Alvarez Gustavo	-	-	1	1	
-	4	Leal Hidalgo Joandry	-	-	1	1	
-	6	Gutierrez Torres Keibir	-	-	6	6	
-	7	Camejo Durruty Osmany Roberto	-	-	2	2	
-	8	Cepeda Abreu Rolando	-	-	-	-	
-	12	Bell Cisnero Henry	-	-	4	4	
-	13	Simón Aties Robertlandy	-	-	1	1	
-	16	Mesa Sandobal Isbel	-	-	-	-	
-	19	Hernandez Ramos Fernando	-	-	1	1	
Others			-	-	-	-	
Total Team			23	1	82	106	4.60



Reception

Eff. %
Limit: 25.00%

Rk	No	Name	Excellents	Faults	Serve Receptions	Total Attempts	Note
1	1	Leon Venero Wilfredo	8	4	15	27	14.81
2	4	Leal Hidalgo Joandry	7	4	12	23	13.04
-	6	Gutierrez Torres Keibir	9	2	6	17	
-	12	Bell Cisnero Henry	2	1	4	7	
-	3	Leyva Alvarez Gustavo	3	-	2	5	
-	13	Simón Aties Robertlandy	-	-	3	3	
-	7	Camejo Durruty Osmany Roberto	-	-	1	1	
-	8	Cepeda Abreu Rolando	-	-	-	-	
-	14	Hierrezuelo Aguirre Raydel	-	-	-	-	
-	16	Mesa Sandobal Isbel	-	-	-	-	
-	18	Díaz Carmenate Yoandri	-	-	-	-	
-	19	Hernandez Ramos Fernando	-	-	-	-	
Others			-	-	-	-	
Total Team			29	11	43	83	21.69



Match: 37 **Date:** 18.06.2010 **Spectators:** 8'000
City: La Habana
Hall: Ciudad Deportiva
Match duration: **Start:** 20:50 **End:** 23:11 **Total:** 2:21

Teams	Sets	1	2	3	4	5	Total
CUB	3	19	25	17	25	15	101
POL	2	25	16	25	23	10	99
Set duration		0:24	0:24	0:26	0:32	0:19	2:05



POL • Poland



Spike

Succ. %
Limit: 15.00%

Rk	No	Name	Spikes	Faults	Shots	Total Attempts	Note
1	7	JAROSZ Jakub	16	6	7	29	55.17
2	9	BARTMAN Zbigniew	10	5	12	27	37.04
-	18	MOZDZONEK Marcin	7	1	2	10	
-	6	KUREK Bartosz	5	4	1	10	
-	8	KLOS Karol	5	2	2	9	
-	14	RUCIAK Michal	3	1	3	7	
-	3	GRUSZKA Piotr	-	4	3	7	
-	2	WINIARSKI Michal	1	1	3	5	
-	11	ZYGADLO Lukasz	-	-	1	1	
-	15	GACEK Piotr	-	-	-	-	
-	16	CZARNOWSKI Patryk	-	-	-	-	
-	19	LOMACZ Grzegorz	-	-	-	-	
Others			-	-	-	-	
Total Team			47	24	34	105	44.76



Block

Avg. by set


Rk	No	Name	Kill Blocks	Faults	Rebounds	Total Attempts	Note
1	9	BARTMAN Zbigniew	2	1	4	7	0.40
1	18	MOZDZONEK Marcin	2	10	7	19	0.40
3	8	KLOS Karol	1	10	4	15	0.20
-	16	CZARNOWSKI Patryk	-	-	-	-	
-	19	LOMACZ Grzegorz	-	-	-	-	
-	14	RUCIAK Michal	-	1	1	2	
-	7	JAROSZ Jakub	-	2	1	3	
-	11	ZYGADLO Lukasz	-	2	1	3	
-	2	WINIARSKI Michal	-	2	-	2	
-	3	GRUSZKA Piotr	-	1	-	1	
-	6	KUREK Bartosz	-	1	-	1	
-	15	GACEK Piotr	-	1	-	1	
Others			-	-	-	-	
Total Team			5	31	18	54	1.00

Match: 37 **Date:** 18.06.2010 **Spectators:** 8'000
City: La Habana
Hall: Ciudad Deportiva
Match duration: **Start:** 20:50 **End:** 23:11 **Total:** 2:21

Teams	Sets	1	2	3	4	5	Total
CUB	3	19	25	17	25	15	101
POL	2	25	16	25	23	10	99
Set duration		0:24	0:24	0:26	0:32	0:19	2:05




POL • Poland



Rk	No	Name	Aces	Faults	Serve Hits	Total Attempts	Note
1	14	RUCIAK Michal	2	-	9	11	0.40
1	9	BARTMAN Zbigniew	2	4	6	12	0.40
3	11	ZYGADLO Lukasz	1	-	17	18	0.20
3	18	MOZDZONEK Marcin	1	1	17	19	0.20
3	8	KLOS Karol	1	2	11	14	0.20
3	7	JAROSZ Jakub	1	5	8	14	0.20
-	15	GACEK Piotr	-	-	-	-	
-	16	CZARNOWSKI Patryk	-	-	-	-	
-	19	LOMACZ Grzegorz	-	-	-	-	
-	2	WINIARSKI Michal	-	1	2	3	
-	3	GRUSZKA Piotr	-	1	2	3	
-	6	KUREK Bartosz	-	1	2	3	
Others			-	-	-	-	
Total Team			8	15	74	97	1.60



Opponent errors & Team faults	39	-		39	
-------------------------------	----	---	--	----	--




Rk	No	Name	Digs	Faults	Receptions	Total Attempts	Note
-	16	CZARNOWSKI Patryk	-	-	-	-	
-	19	LOMACZ Grzegorz	-	-	-	-	
-	9	BARTMAN Zbigniew	-	1	4	5	
-	11	ZYGADLO Lukasz	-	2	7	9	
-	2	WINIARSKI Michal	-	2	6	8	
-	14	RUCIAK Michal	-	2	6	8	
-	15	GACEK Piotr	-	5	13	18	
-	8	KLOS Karol	-	1	2	3	
-	7	JAROSZ Jakub	-	2	2	4	
-	18	MOZDZONEK Marcin	-	2	2	4	
-	3	GRUSZKA Piotr	-	1	-	1	
-	6	KUREK Bartosz	-	2	-	2	
Others			-	-	-	-	
Total Team			-	20	42	62	

Match: 37 **Date:** 18.06.2010 **Spectators:** 8'000
City: La Habana
Hall: Ciudad Deportiva
Match duration: **Start:** 20:50 **End:** 23:11 **Total:** 2:21

Teams	Sets	1	2	3	4	5	Total
CUB	3	19	25	17	25	15	101
POL	2	25	16	25	23	10	99
Set duration		0:24	0:24	0:26	0:32	0:19	2:05




POL • Poland



Set

Avg. by set

Rk	No	Name	Running Sets	Faults	Still Sets	Total Attempts	Note
1	11	ZYGADLO Lukasz	9	4	80	93	1.80
-	2	WINIARSKI Michal	-	-	1	1	
-	3	GRUSZKA Piotr	-	-	1	1	
-	6	KUREK Bartosz	-	-	-	-	
-	8	KLOS Karol	-	-	2	2	
-	9	BARTMAN Zbigniew	-	-	-	-	
-	14	RUCIAK Michal	-	-	3	3	
-	15	GACEK Piotr	-	-	5	5	
-	16	CZARNOWSKI Patryk	-	-	-	-	
-	18	MOZDZONEK Marcin	-	-	-	-	
-	19	LOMACZ Grzegorz	-	-	-	-	
-	7	JAROSZ Jakub	-	2	2	4	
Others			-	-	-	-	
Total Team			9	6	94	109	1.80



Reception

Eff. %
Limit: 25.00%

Rk	No	Name	Excellents	Faults	Serve Receptions	Total Attempts	Note
1	14	RUCIAK Michal	8	-	18	26	30.77
-	2	WINIARSKI Michal	1	1	18	20	
-	15	GACEK Piotr	4	2	12	18	
-	9	BARTMAN Zbigniew	1	1	11	13	
-	18	MOZDZONEK Marcin	-	-	1	1	
-	3	GRUSZKA Piotr	-	-	-	-	
-	7	JAROSZ Jakub	-	-	-	-	
-	8	KLOS Karol	-	-	-	-	
-	11	ZYGADLO Lukasz	-	-	-	-	
-	16	CZARNOWSKI Patryk	-	-	-	-	
-	19	LOMACZ Grzegorz	-	-	-	-	
-	6	KUREK Bartosz	-	1	2	3	
Others			-	-	-	-	
Total Team			14	5	62	81	11.11