



P-3 VOLLEYBALL • Match players ranking



World League 2010
Pool A-Intercontinental Round

Match: 6 Date: 05.06.2010 Spectators: 8'000
City: Uberlandia
Hall: Sabiazinho
Match duration: Start: 9:40 End: 12:07 Total: 2:27

Teams	Sets	1	2	3	4	5	Total
BRA	3	24	25	25	22	15	111
BUL	2	26	19	15	25	9	94
Set duration		0:30	0:32	0:26	0:30	0:17	2:15



BRA • Brazil



Spike

Succ. %
Limit: 15.00%

Rk	No	Name	Spikes	Faults	Shots	Total Attempts	Note
1	6	Vissotto Neves Leandro	13	5	8	26	50.00
2	7	Godoy Filho Gilberto	11	4	12	27	40.74
3	8	Endres Murilo	14	7	17	38	36.84
-	5	dos Santos Jr. Sidnei	8	-	5	13	
-	14	Santana Rodrigo	2	1	4	7	
-	1	Rezende Bruno Mossa	2	-	3	5	
-	4	de Souza Wallace	4	-	1	5	
-	16	Saatkamp Lucas	3	1	1	5	
-	2	Carvalho Sandro	-	-	-	-	
-	11	Alves Thiago Soares	-	-	-	-	
-	18	Amaral Dante Guimaraes	-	-	-	-	
-	19	da Silva Pedreira Junior Mario	-	-	-	-	
Others			-	-	-	-	
Total Team			57	18	51	126	45.24



Block

Avg. by set

Rk	No	Name	Kill Blocks	Faults	Rebounds	Total Attempts	Note
1	6	Vissotto Neves Leandro	3	5	2	10	0.60
2	16	Saatkamp Lucas	2	3	4	9	0.40
2	14	Santana Rodrigo	2	4	4	10	0.40
2	5	dos Santos Jr. Sidnei	2	7	4	13	0.40
2	8	Endres Murilo	2	5	1	8	0.40
6	1	Rezende Bruno Mossa	1	1	4	6	0.20
6	7	Godoy Filho Gilberto	1	2	5	8	0.20
-	2	Carvalho Sandro	-	-	-	-	
-	11	Alves Thiago Soares	-	-	-	-	
-	18	Amaral Dante Guimaraes	-	-	-	-	
-	19	da Silva Pedreira Junior Mario	-	-	-	-	
-	4	de Souza Wallace	-	1	1	2	
Others			-	-	-	-	
Total Team			13	28	25	66	2.60





P-3 VOLLEYBALL • Match players ranking

World League 2010
Pool A-Intercontinental Round




Match: 6 **Date:** 05.06.2010 **Spectators:** 8'000
City: Uberlandia
Hall: Sabiazinho
Match duration: **Start:** 9:40 **End:** 12:07 **Total:** 2:27

Teams	Sets	1	2	3	4	5	Total
BRA	3	24	25	25	22	15	111
BUL	2	26	19	15	25	9	94
Set duration		0:30	0:32	0:26	0:30	0:17	2:15



BRA • Brazil




Serve

Avg. by set

Rk	No	Name	Aces	Faults	Serve Hits	Total Attempts	Note
1	8	Endres Murilo	2	3	19	24	0.40
2	14	Santana Rodrigo	1	-	13	14	0.20
2	6	Vissotto Neves Leandro	1	2	12	15	0.20
2	5	dos Santos Jr. Sidnei	1	2	9	12	0.20
2	7	Godoy Filho Gilberto	1	4	10	15	0.20
2	16	Saatkamp Lucas	1	2	3	6	0.20
-	2	Carvalho Sandro	-	-	3	3	
-	4	de Souza Wallace	-	-	-	-	
-	18	Amaral Dante Guimaraes	-	-	-	-	
-	19	da Silva Pedreira Junior Mario	-	-	-	-	
-	1	Rezende Bruno Mossa	-	2	16	18	
-	11	Alves Thiago Soares	-	2	1	3	
Others			-	-	-	-	
Total Team			7	17	86	110	1.40

Team

Opponent errors & Team faults	34	-		34	
-------------------------------	----	---	--	----	--



Dig

Avg. by set

Rk	No	Name	Digs	Faults	Receptions	Total Attempts	Note
1	19	da Silva Pedreira Junior Mario	12	8	1	21	2.40
2	1	Rezende Bruno Mossa	11	6	-	17	2.20
3	7	Godoy Filho Gilberto	10	3	-	13	2.00
4	6	Vissotto Neves Leandro	7	3	-	10	1.40
5	8	Endres Murilo	6	6	-	12	1.20
6	5	dos Santos Jr. Sidnei	5	1	-	6	1.00
7	14	Santana Rodrigo	3	-	-	3	0.60
8	4	de Souza Wallace	1	-	-	1	0.20
8	2	Carvalho Sandro	1	1	-	2	0.20
-	11	Alves Thiago Soares	-	-	-	-	
-	16	Saatkamp Lucas	-	-	-	-	
-	18	Amaral Dante Guimaraes	-	-	-	-	
Others			-	-	-	-	
Total Team			56	28	1	85	11.20





P-3 VOLLEYBALL • Match players ranking

World League 2010
Pool A-Intercontinental Round



Match: 6 **Date:** 05.06.2010 **Spectators:** 8'000
City: Uberlandia
Hall: Sabiazinho
Match duration: **Start:** 9:40 **End:** 12:07 **Total:** 2:27

Teams	Sets	1	2	3	4	5	Total
BRA	3	24	25	25	22	15	111
BUL	2	26	19	15	25	9	94
Set duration		0:30	0:32	0:26	0:30	0:17	2:15



BRA • Brazil



Set

Avg. by set

Rk	No	Name	Running Sets	Faults	Still Sets	Total Attempts	Note
1	1	Rezende Bruno Mossa	41	-	52	93	8.20
2	2	Carvalho Sandro	7	-	3	10	1.40
-	4	de Souza Wallace	-	-	-	-	-
-	5	dos Santos Jr. Sidnei	-	-	-	-	-
-	6	Vissotto Neves Leandro	-	-	2	2	-
-	7	Godoy Filho Gilberto	-	-	4	4	-
-	8	Endres Murilo	-	-	2	2	-
-	11	Alves Thiago Soares	-	-	-	-	-
-	14	Santana Rodrigo	-	-	2	2	-
-	16	Saatkamp Lucas	-	-	1	1	-
-	18	Amaral Dante Guimaraes	-	-	-	-	-
-	19	da Silva Pedreira Junior Mario	-	-	7	7	-
Others			-	-	-	-	-
Total Team			48	-	73	121	9.60



Reception


Eff. %
Limit: 25.00%

Rk	No	Name	Excellents	Faults	Serve Receptions	Total Attempts	Note
1	8	Endres Murilo	21	1	2	24	83.33
2	19	da Silva Pedreira Junior Mario	21	1	7	29	68.97
3	7	Godoy Filho Gilberto	11	1	8	20	50.00
-	1	Rezende Bruno Mossa	-	-	-	-	-
-	2	Carvalho Sandro	-	-	-	-	-
-	4	de Souza Wallace	-	-	-	-	-
-	5	dos Santos Jr. Sidnei	-	-	-	-	-
-	6	Vissotto Neves Leandro	-	-	-	-	-
-	11	Alves Thiago Soares	-	-	-	-	-
-	14	Santana Rodrigo	-	-	-	-	-
-	16	Saatkamp Lucas	-	-	-	-	-
-	18	Amaral Dante Guimaraes	-	-	-	-	-
Others			-	-	-	-	-
Total Team			53	3	17	73	68.49




Match: 6 **Date:** 05.06.2010 **Spectators:** 8'000
City: Uberlandia
Hall: Sabiazinho
Match duration: **Start:** 9:40 **End:** 12:07 **Total:** 2:27

Teams	Sets	1	2	3	4	5	Total
BRA	3	24	25	25	22	15	111
BUL	2	26	19	15	25	9	94
Set duration		0:30	0:32	0:26	0:30	0:17	2:15




BUL • Bulgaria



Spike

Succ. %
Limit: 15.00%

Rk	No	Name	Spikes	Faults	Shots	Total Attempts	Note
1	19	Sokolov Tsvetan	12	3	5	20	60.00
2	15	Aleksiev Todor	13	5	10	28	46.43
3	6	Kaziyski Matey	10	4	9	23	43.48
4	11	Nikolov Vladimir	10	3	14	27	37.04
-	14	Todorov Teodor	6	1	3	10	
-	18	Nikolov Nikolay	2	2	5	9	
-	2	Tsvetanov Hristo	1	-	3	4	
-	1	Bratov Georgi	-	-	1	1	
-	3	Zhekov Andrey	-	-	1	1	
-	4	Ivanov Vladislav	-	-	-	-	
-	10	Bratov Valentin	-	-	-	-	
-	13	Salparov Teodor	-	-	-	-	
Others			-	-	-	-	
Total Team			54	18	51	123	43.90



Block

Avg. by set


Rk	No	Name	Kill Blocks	Faults	Rebounds	Total Attempts	Note
1	15	Aleksiev Todor	3	4	3	10	0.60
1	14	Todorov Teodor	3	5	4	12	0.60
3	18	Nikolov Nikolay	2	1	5	8	0.40
3	19	Sokolov Tsvetan	2	1	2	5	0.40
5	11	Nikolov Vladimir	1	-	3	4	0.20
5	2	Tsvetanov Hristo	1	2	5	8	0.20
5	3	Zhekov Andrey	1	3	4	8	0.20
-	1	Bratov Georgi	-	-	-	-	
-	4	Ivanov Vladislav	-	-	-	-	
-	10	Bratov Valentin	-	-	-	-	
-	13	Salparov Teodor	-	-	-	-	
-	6	Kaziyski Matey	-	1	6	7	
Others			-	-	-	-	
Total Team			13	17	32	62	2.60

Match: 6 **Date:** 05.06.2010 **Spectators:** 8'000
City: Uberlandia
Hall: Sabiazinho
Match duration: **Start:** 9:40 **End:** 12:07 **Total:** 2:27

Teams	Sets	1	2	3	4	5	Total
BRA	3	24	25	25	22	15	111
BUL	2	26	19	15	25	9	94
Set duration		0:30	0:32	0:26	0:30	0:17	2:15



BUL • Bulgaria




Serve

Avg. by set

Rk	No	Name	Aces	Faults	Serve Hits	Total Attempts	Note
1	14	Todorov Teodor	1	2	18	21	0.20
1	11	Nikolov Vladimir	1	3	7	11	0.20
1	3	Zhekov Andrey	1	5	10	16	0.20
-	1	Bratov Georgi	-	-	2	2	
-	2	Tsvetanov Hristo	-	-	5	5	
-	4	Ivanov Vladislav	-	-	-	-	
-	10	Bratov Valentin	-	-	1	1	
-	13	Salparov Teodor	-	-	-	-	
-	15	Aleksiev Todor	-	1	11	12	
-	19	Sokolov Tsvetan	-	1	5	6	
-	6	Kaziyski Matey	-	7	8	15	
-	18	Nikolov Nikolay	-	3	3	6	
Others			-	-	-	-	
Total Team			3	22	70	95	0.60

Team

Opponent errors & Team faults	24	-		24	
-------------------------------	----	---	--	----	--



Dig

Avg. by set

Rk	No	Name	Digs	Faults	Receptions	Total Attempts	Note
1	13	Salparov Teodor	13	9	1	23	2.60
2	15	Aleksiev Todor	6	4	-	10	1.20
2	3	Zhekov Andrey	6	6	-	12	1.20
4	11	Nikolov Vladimir	5	5	-	10	1.00
4	6	Kaziyski Matey	5	9	-	14	1.00
6	14	Todorov Teodor	3	4	1	8	0.60
7	4	Ivanov Vladislav	2	-	-	2	0.40
7	10	Bratov Valentin	2	-	-	2	0.40
7	19	Sokolov Tsvetan	2	2	-	4	0.40
10	1	Bratov Georgi	1	1	-	2	0.20
-	2	Tsvetanov Hristo	-	1	-	1	
-	18	Nikolov Nikolay	-	1	-	1	
Others			-	-	-	-	
Total Team			45	42	2	89	9.00



Match: 6 **Date:** 05.06.2010 **Spectators:** 8'000
City: Uberlandia
Hall: Sabiazinho
Match duration: **Start:** 9:40 **End:** 12:07 **Total:** 2:27

Teams	Sets	1	2	3	4	5	Total
BRA	3	24	25	25	22	15	111
BUL	2	26	19	15	25	9	94
Set duration		0:30	0:32	0:26	0:30	0:17	2:15



BUL • Bulgaria



Set

Avg. by set

Rk	No	Name	Running Sets	Faults	Still Sets	Total Attempts	Note
1	3	Zhekov Andrey	36	4	55	95	7.20
2	1	Bratoev Georgi	2	1	9	12	0.40
-	2	Tsvetanov Hristo	-	-	1	1	
-	4	Ivanov Vladislav	-	-	-	-	
-	6	Kaziyski Matey	-	-	6	6	
-	10	Bratoev Valentin	-	-	-	-	
-	11	Nikolov Vladimir	-	-	2	2	
-	13	Salparov Teodor	-	-	2	2	
-	14	Todorov Teodor	-	-	2	2	
-	15	Aleksiev Todor	-	-	1	1	
-	18	Nikolov Nikolay	-	-	2	2	
-	19	Sokolov Tsvetan	-	-	1	1	
Others			-	-	-	-	
Total Team			38	5	81	124	7.60



Reception

Eff. %
Limit: 25.00%

Rk	No	Name	Excellents	Faults	Serve Receptions	Total Attempts	Note
1	15	Aleksiev Todor	12	-	12	24	50.00
2	6	Kaziyski Matey	19	5	22	46	30.43
-	13	Salparov Teodor	13	-	5	18	
-	10	Bratoev Valentin	2	1	-	3	
-	18	Nikolov Nikolay	1	-	-	1	
-	1	Bratoev Georgi	-	-	-	-	
-	2	Tsvetanov Hristo	-	-	-	-	
-	3	Zhekov Andrey	-	-	-	-	
-	11	Nikolov Vladimir	-	-	-	-	
-	14	Todorov Teodor	-	-	-	-	
-	19	Sokolov Tsvetan	-	-	-	-	
-	4	Ivanov Vladislav	-	1	-	1	
Others			-	-	-	-	
Total Team			47	7	39	93	43.01