


Match: 81 **Date:** 15.07.2009 **Spectators:** 6'500
City: Bydgoszcz
Hall: Luczniczka
Match duration: **Start:** 20:07 **End:** 22:12 **Total:** 2:05

Teams	Sets	1	2	3	4	5	Total
POL	1	16	25	20	23		84
FIN	3	25	21	25	25		96
Set duration		0:24	0:29	0:28	0:28		1:49




POL • Poland



Spike

Succ. %
Limit: 15.00%

Rk	No	Name	Spikes	Faults	Shots	Total Attempts	Note
1	10	GROMADOWSKI Marcel	14	4	4	22	63.64
2	9	BARTMAN Zbigniew	7	6	13	26	26.92
-	11	KADZIEWICZ Lukasz	4	1	9	14	
-	15	RUCIAK Michal	9	3	2	14	
-	6	KUREK Bartosz	5	3	2	10	
-	3	JAROSZ Jakub	1	3	2	6	
-	18	MOZDZONEK Marcin	3	1	1	5	
-	2	LOMACZ Grzegorz	1	-	1	2	
-	1	NOWAKOWSKI Piotr	-	-	-	-	
-	12	WOICKI Pawel	-	-	-	-	
-	16	IGNACZAK Krzysztof	-	-	-	-	
-	17	BAKIEWICZ Michal	-	-	-	-	
Others			-	-	-	-	
Total Team			44	21	34	99	44.44



Block

Avg. by set


Rk	No	Name	Kill Blocks	Faults	Rebounds	Total Attempts	Note
1	11	KADZIEWICZ Lukasz	5	17	5	27	1.25
2	10	GROMADOWSKI Marcel	2	1	2	5	0.50
2	9	BARTMAN Zbigniew	2	4	7	13	0.50
4	18	MOZDZONEK Marcin	1	5	5	11	0.25
4	6	KUREK Bartosz	1	2	-	3	0.25
-	3	JAROSZ Jakub	-	-	-	-	
-	12	WOICKI Pawel	-	-	-	-	
-	15	RUCIAK Michal	-	-	1	1	
-	16	IGNACZAK Krzysztof	-	-	-	-	
-	17	BAKIEWICZ Michal	-	-	-	-	
-	2	LOMACZ Grzegorz	-	2	5	7	
-	1	NOWAKOWSKI Piotr	-	1	-	1	
Others			-	-	-	-	
Total Team			11	32	25	68	2.75

Match: 81 **Date:** 15.07.2009 **Spectators:** 6'500
City: Bydgoszcz
Hall: Lucniczka
Match duration: **Start:** 20:07 **End:** 22:12 **Total:** 2:05

Teams	Sets	1	2	3	4	5	Total
POL	1	16	25	20	23		84
FIN	3	25	21	25	25		96
Set duration		0:24	0:29	0:28	0:28		1:49




POL • Poland



Rk	No	Name	Aces	Faults	Serve Hits	Total Attempts	Note
1	3	JAROSZ Jakub	1	-	2	3	0.25
1	18	MOZDZONEK Marcin	1	4	12	17	0.25
-	1	NOWAKOWSKI Piotr	-	-	2	2	
-	12	WOICKI Pawel	-	-	1	1	
-	16	IGNACZAK Krzysztof	-	-	-	-	
-	17	BAKIEWICZ Michal	-	-	-	-	
-	2	LOMACZ Grzegorz	-	2	12	14	
-	15	RUCIAK Michal	-	3	9	12	
-	10	GROMADOWSKI Marcel	-	4	10	14	
-	9	BARTMAN Zbigniew	-	4	7	11	
-	11	KADZIEWICZ Lukasz	-	4	4	8	
-	6	KUREK Bartosz	-	2	1	3	
Others			-	-	-	-	
Total Team			2	23	60	85	0.50



Opponent errors & Team faults	27	2		29	
-------------------------------	----	---	--	----	--




Rk	No	Name	Digs	Faults	Receptions	Total Attempts	Note
1	16	IGNACZAK Krzysztof	10	2	3	15	2.50
2	15	RUCIAK Michal	6	2	5	13	1.50
3	9	BARTMAN Zbigniew	5	1	1	7	1.25
4	10	GROMADOWSKI Marcel	2	1	3	6	0.50
5	1	NOWAKOWSKI Piotr	1	-	1	2	0.25
5	3	JAROSZ Jakub	1	-	1	2	0.25
5	2	LOMACZ Grzegorz	1	1	3	5	0.25
5	11	KADZIEWICZ Lukasz	1	1	2	4	0.25
5	6	KUREK Bartosz	1	1	1	3	0.25
5	12	WOICKI Pawel	1	2	-	3	0.25
-	17	BAKIEWICZ Michal	-	-	1	1	
-	18	MOZDZONEK Marcin	-	-	1	1	
Others			-	-	-	-	
Total Team			29	11	22	62	7.25

Match: 81 **Date:** 15.07.2009 **Spectators:** 6'500
City: Bydgoszcz
Hall: Lucniczka
Match duration: **Start:** 20:07 **End:** 22:12 **Total:** 2:05

Teams	Sets	1	2	3	4	5	Total
POL	1	16	25	20	23		84
FIN	3	25	21	25	25		96
Set duration		0:24	0:29	0:28	0:28		1:49




POL • Poland



Set

Avg. by set

Rk	No	Name	Running Sets	Faults	Still Sets	Total Attempts	Note
1	2	LOMACZ Grzegorz	38	1	33	72	9.50
2	12	WOICKI Pawel	7	1	10	18	1.75
-	1	NOWAKOWSKI Piotr	-	-	-	-	
-	3	JAROSZ Jakub	-	-	-	-	
-	6	KUREK Bartosz	-	-	-	-	
-	9	BARTMAN Zbigniew	-	-	-	-	
-	10	GROMADOWSKI Marcel	-	-	-	-	
-	11	KADZIEWICZ Lukasz	-	-	-	-	
-	15	RUCIAK Michal	-	-	1	1	
-	16	IGNACZAK Krzysztof	-	-	-	-	
-	17	BAKIEWICZ Michal	-	-	-	-	
-	18	MOZDZONEK Marcin	-	-	-	-	
Others			-	-	-	-	
Total Team			45	2	44	91	11.25



Reception

Eff. %
Limit: 25.00%

Rk	No	Name	Excellents	Faults	Serve Receptions	Total Attempts	Note
1	16	IGNACZAK Krzysztof	23	1	8	32	68.75
2	15	RUCIAK Michal	19	1	8	28	64.29
-	9	BARTMAN Zbigniew	6	1	7	14	
-	17	BAKIEWICZ Michal	1	-	-	1	
-	18	MOZDZONEK Marcin	1	-	-	1	
-	1	NOWAKOWSKI Piotr	-	-	-	-	
-	2	LOMACZ Grzegorz	-	-	-	-	
-	3	JAROSZ Jakub	-	-	-	-	
-	10	GROMADOWSKI Marcel	-	-	-	-	
-	11	KADZIEWICZ Lukasz	-	-	-	-	
-	12	WOICKI Pawel	-	-	-	-	
-	6	KUREK Bartosz	1	2	1	4	
Others			-	-	-	-	
Total Team			51	5	24	80	57.50

Match: 81 **Date:** 15.07.2009 **Spectators:** 6'500
City: Bydgoszcz
Hall: Luczniczka
Match duration: **Start:** 20:07 **End:** 22:12 **Total:** 2:05

Teams	Sets	1	2	3	4	5	Total
POL	1	16	25	20	23		84
FIN	3	25	21	25	25		96
Set duration		0:24	0:29	0:28	0:28		1:49




FIN • Finland



Spike

Succ. %
Limit: 15.00%

Rk	No	Name	Spikes	Faults	Shots	Total Attempts	Note
1	5	Siltala Antti	9	5	7	21	42.86
2	13	Oivanen Mikko	12	7	10	29	41.38
3	12	Kunnari Olli	8	3	10	21	38.10
-	15	Oivanen Matti	6	1	5	12	
-	3	Esko Mikko	5	-	3	8	
-	14	Shumov Konstantin	4	1	-	5	
-	6	Sammelvuo Tuomas	-	1	-	1	
-	1	Mäntylä Jesse	-	-	-	-	
-	4	Ojansivu Olli-Pekka	-	-	-	-	
-	7	Hietanen Matti	-	-	-	-	
-	9	Määttä Kalle	-	-	-	-	
-	16	Sivula Urpo	-	-	-	-	
-	17	Vesanen Anssi	-	-	-	-	
-	19	Hyvärinen Pasi	-	-	-	-	
Others			-	-	-	-	
Total Team			44	18	35	97	45.36



Block

Avg. by set

Rk	No	Name	Kill Blocks	Faults	Rebounds	Total Attempts	Note
1	14	Shumov Konstantin	6	9	11	26	1.50
2	3	Esko Mikko	3	4	2	9	0.75
3	5	Siltala Antti	1	1	6	8	0.25
3	12	Kunnari Olli	1	4	3	8	0.25
3	13	Oivanen Mikko	1	5	3	9	0.25
3	15	Oivanen Matti	1	7	-	8	0.25
-	1	Mäntylä Jesse	-	-	-	-	
-	4	Ojansivu Olli-Pekka	-	-	-	-	
-	7	Hietanen Matti	-	-	-	-	
-	9	Määttä Kalle	-	-	-	-	
-	16	Sivula Urpo	-	-	-	-	
-	17	Vesanen Anssi	-	-	-	-	
-	19	Hyvärinen Pasi	-	-	-	-	
-	6	Sammelvuo Tuomas	-	1	-	1	
Others			-	-	-	-	
Total Team			13	31	25	69	3.25

Match: 81 **Date:** 15.07.2009 **Spectators:** 6'500
City: Bydgoszcz
Hall: Luczniczka
Match duration: **Start:** 20:07 **End:** 22:12 **Total:** 2:05

Teams	Sets	1	2	3	4	5	Total
POL	1	16	25	20	23		84
FIN	3	25	21	25	25		96
Set duration		0:24	0:29	0:28	0:28		1:49



FIN • Finland



Serve

Avg. by set

Rk	No	Name	Aces	Faults	Serve Hits	Total Attempts	Note
1	15	Oivanen Matti	3	3	18	24	0.75
2	3	Esko Mikko	1	2	12	15	0.25
2	13	Oivanen Mikko	1	4	14	19	0.25
-	1	Mäntylä Jesse	-	-	-	-	
-	6	Sammelvuo Tuomas	-	-	2	2	
-	7	Hietanen Matti	-	-	-	-	
-	9	Määttä Kalle	-	-	-	-	
-	16	Sivula Urpo	-	-	-	-	
-	17	Vesänen Anssi	-	-	-	-	
-	19	Hyvärinen Pasi	-	-	-	-	
-	5	Siltala Antti	-	2	9	11	
-	14	Shumov Konstantin	-	2	8	10	
-	12	Kunnari Olli	-	3	9	12	
-	4	Ojansivu Olli-Pekka	-	1	1	2	
Others			-	-	-	-	
Total Team			5	17	73	95	1.25

Team

Opponent errors & Team faults	34	-		34	
-------------------------------	----	---	--	----	--



Dig

Avg. by set

Rk	No	Name	Digs	Faults	Receptions	Total Attempts	Note
1	12	Kunnari Olli	10	3	5	18	2.50
2	5	Siltala Antti	7	6	1	14	1.75
3	19	Hyvärinen Pasi	6	2	6	14	1.50
4	14	Shumov Konstantin	5	-	-	5	1.25
5	13	Oivanen Mikko	3	1	5	9	0.75
6	3	Esko Mikko	2	1	3	6	0.50
-	1	Mäntylä Jesse	-	-	-	-	
-	6	Sammelvuo Tuomas	-	-	-	-	
-	7	Hietanen Matti	-	-	-	-	
-	9	Määttä Kalle	-	-	-	-	
-	15	Oivanen Matti	-	-	1	1	
-	16	Sivula Urpo	-	-	-	-	
-	17	Vesänen Anssi	-	-	-	-	
-	4	Ojansivu Olli-Pekka	-	1	-	1	
Others			-	-	-	-	
Total Team			33	14	21	68	8.25

Match: 81 **Date:** 15.07.2009 **Spectators:** 6'500
City: Bydgoszcz
Hall: Luczniczka
Match duration: **Start:** 20:07 **End:** 22:12 **Total:** 2:05

Teams	Sets	1	2	3	4	5	Total
POL	1	16	25	20	23		84
FIN	3	25	21	25	25		96
Set duration		0:24	0:29	0:28	0:28		1:49



FIN • Finland



Set

Avg. by set

Rk	No	Name	Running Sets	Faults	Still Sets	Total Attempts	Note
1	3	Esko Mikko	45	2	28	75	11.25
-	1	Mäntylä Jesse	-	-	-	-	
-	4	Ojansivu Olli-Pekka	-	-	-	-	
-	5	Siltala Antti	-	-	-	-	
-	6	Sammelvuo Tuomas	-	-	-	-	
-	7	Hietanen Matti	-	-	-	-	
-	9	Määttä Kalle	-	-	-	-	
-	12	Kunnari Olli	-	-	-	-	
-	13	Oivanen Mikko	-	-	-	-	
-	14	Shumov Konstantin	-	-	-	-	
-	15	Oivanen Matti	-	-	-	-	
-	16	Sivula Urpo	-	-	-	-	
-	17	Vesanen Anssi	-	-	-	-	
-	19	Hyvärinen Pasi	-	-	-	-	
Others			-	-	-	-	
Total Team			45	2	28	75	11.25



Reception

Eff. %
Limit: 25.00%

Rk	No	Name	Excellents	Faults	Serve Receptions	Total Attempts	Note
1	19	Hyvärinen Pasi	12	1	5	18	61.11
2	12	Kunnari Olli	18	1	17	36	47.22
-	5	Siltala Antti	2	-	3	5	
-	6	Sammelvuo Tuomas	-	-	2	2	
-	3	Esko Mikko	-	-	1	1	
-	1	Mäntylä Jesse	-	-	-	-	
-	4	Ojansivu Olli-Pekka	-	-	-	-	
-	7	Hietanen Matti	-	-	-	-	
-	9	Määttä Kalle	-	-	-	-	
-	13	Oivanen Mikko	-	-	-	-	
-	14	Shumov Konstantin	-	-	-	-	
-	15	Oivanen Matti	-	-	-	-	
-	16	Sivula Urpo	-	-	-	-	
-	17	Vesanen Anssi	-	-	-	-	
Others			-	-	-	-	
Total Team			32	2	28	62	48.39