

Match: 66 **Date:** 10.07.2009 **Spectators:** 4'030
City: Tampere
Hall: Tampere Ice Hall
Match duration: **Start:** 18:37 **End:** 20:32 **Total:** 1:55

Teams	Sets	1	2	3	4	5	Total
FIN	3	25	25	22	28		100
POL	1	21	18	25	26		90
Set duration		0:25	0:25	0:26	0:30		1:46



FIN • Finland



Spike

Succ. %
Limit: 15.00%

Rk	No	Name	Spikes	Faults	Shots	Total Attempts	Note
1	12	Kunnari Olli	13	2	10	25	52.00
2	5	Siltala Antti	11	5	7	23	47.83
3	13	Oivanen Mikko	20	8	15	43	46.51
-	14	Shumov Konstantin	5	2	3	10	
-	15	Oivanen Matti	6	1	1	8	
-	3	Esko Mikko	-	-	2	2	
-	19	Hyvärinen Pasi	-	-	1	1	
-	7	Hietanen Matti	-	1	-	1	
-	1	Mäntylä Jesse	-	-	-	-	
-	2	Markkula Joni	-	-	-	-	
-	4	Ojansivu Olli-Pekka	-	-	-	-	
-	8	Tuominen Jari	-	-	-	-	
-	17	Vesänen Anssi	-	-	-	-	
-	18	Lehtonen Jukka	-	-	-	-	
Others			-	-	-	-	
Total Team			55	19	39	113	48.67



Block

Avg. by set

Rk	No	Name	Kill Blocks	Faults	Rebounds	Total Attempts	Note
1	13	Oivanen Mikko	5	5	3	13	1.25
2	14	Shumov Konstantin	3	2	10	15	0.75
3	3	Esko Mikko	2	3	4	9	0.50
3	15	Oivanen Matti	2	4	2	8	0.50
5	12	Kunnari Olli	1	-	2	3	0.25
5	5	Siltala Antti	1	3	2	6	0.25
5	7	Hietanen Matti	1	1	-	2	0.25
-	1	Mäntylä Jesse	-	-	-	-	
-	2	Markkula Joni	-	-	-	-	
-	4	Ojansivu Olli-Pekka	-	-	-	-	
-	8	Tuominen Jari	-	-	-	-	
-	17	Vesänen Anssi	-	-	-	-	
-	18	Lehtonen Jukka	-	-	-	-	
-	19	Hyvärinen Pasi	-	-	-	-	
Others			-	-	-	-	
Total Team			15	18	23	56	3.75

Match: 66 **Date:** 10.07.2009 **Spectators:** 4'030
City: Tampere
Hall: Tampere Ice Hall
Match duration: **Start:** 18:37 **End:** 20:32 **Total:** 1:55

Teams	Sets	1	2	3	4	5	Total
FIN	3	25	25	22	28		100
POL	1	21	18	25	26		90
Set duration		0:25	0:25	0:26	0:30		1:46



FIN • Finland



Serve

Avg. by set

Rk	No	Name	Aces	Faults	Serve Hits	Total Attempts	Note
1	15	Oivanen Matti	2	7	14	23	0.50
2	13	Oivanen Mikko	1	1	17	19	0.25
2	12	Kunnari Olli	1	1	12	14	0.25
-	1	Mäntylä Jesse	-	-	-	-	
-	2	Markkula Joni	-	-	-	-	
-	4	Ojansivu Olli-Pekka	-	-	1	1	
-	8	Tuominen Jari	-	-	-	-	
-	17	Vesanen Anssi	-	-	2	2	
-	18	Lehtonen Jukka	-	-	-	-	
-	19	Hyvärinen Pasi	-	-	-	-	
-	3	Esko Mikko	-	2	14	16	
-	14	Shumov Konstantin	-	2	9	11	
-	5	Siltala Antti	-	3	9	12	
-	7	Hietanen Matti	-	1	-	1	
Others			-	-	-	-	
Total Team			4	17	78	99	1.00

Team

Opponent errors & Team faults	26	17		43	
-------------------------------	----	----	--	----	--



Dig

Avg. by set


Rk	No	Name	Digs	Faults	Receptions	Total Attempts	Note
1	3	Esko Mikko	13	-	-	13	3.25
2	19	Hyvärinen Pasi	9	2	1	12	2.25
2	12	Kunnari Olli	9	4	-	13	2.25
4	5	Siltala Antti	4	1	-	5	1.00
5	15	Oivanen Matti	2	-	-	2	0.50
6	7	Hietanen Matti	1	-	-	1	0.25
-	1	Mäntylä Jesse	-	-	-	-	
-	2	Markkula Joni	-	-	-	-	
-	4	Ojansivu Olli-Pekka	-	-	-	-	
-	8	Tuominen Jari	-	-	-	-	
-	17	Vesanen Anssi	-	-	-	-	
-	18	Lehtonen Jukka	-	-	-	-	
-	13	Oivanen Mikko	-	6	-	6	
-	14	Shumov Konstantin	-	1	-	1	
Others			-	-	-	-	
Total Team			38	14	1	53	9.50

Match: 66 **Date:** 10.07.2009 **Spectators:** 4'030
City: Tampere
Hall: Tampere Ice Hall
Match duration: **Start:** 18:37 **End:** 20:32 **Total:** 1:55

Teams	Sets	1	2	3	4	5	Total
FIN	3	25	25	22	28		100
POL	1	21	18	25	26		90
Set duration		0:25	0:25	0:26	0:30		1:46




FIN • Finland



Set

Avg. by set

Rk	No	Name	Running Sets	Faults	Still Sets	Total Attempts	Note
1	3	Esko Mikko	41	-	41	82	10.25
2	12	Kunnari Olli	1	-	2	3	0.25
-	1	Mäntylä Jesse	-	-	-	-	
-	2	Markkula Joni	-	-	-	-	
-	4	Ojansivu Olli-Pekka	-	-	-	-	
-	5	Siltala Antti	-	-	2	2	
-	7	Hietanen Matti	-	-	1	1	
-	8	Tuominen Jari	-	-	-	-	
-	13	Oivanen Mikko	-	-	2	2	
-	14	Shumov Konstantin	-	-	1	1	
-	15	Oivanen Matti	-	-	6	6	
-	17	Vesanen Anssi	-	-	-	-	
-	18	Lehtonen Jukka	-	-	-	-	
-	19	Hyvärinen Pasi	-	-	5	5	
Others			-	-	-	-	
Total Team			42	-	60	102	10.50



Reception

Eff. %
Limit: 25.00%


Rk	No	Name	Excellents	Faults	Serve Receptions	Total Attempts	Note
1	19	Hyvärinen Pasi	20	1	3	24	79.17
2	12	Kunnari Olli	22	2	7	31	64.52
-	5	Siltala Antti	7	1	7	15	
-	7	Hietanen Matti	1	1	-	2	
-	15	Oivanen Matti	1	-	-	1	
-	1	Mäntylä Jesse	-	-	-	-	
-	2	Markkula Joni	-	-	-	-	
-	3	Esko Mikko	-	-	-	-	
-	4	Ojansivu Olli-Pekka	-	-	-	-	
-	8	Tuominen Jari	-	-	-	-	
-	13	Oivanen Mikko	-	-	-	-	
-	14	Shumov Konstantin	-	-	-	-	
-	17	Vesanen Anssi	-	-	-	-	
-	18	Lehtonen Jukka	-	-	-	-	
Others			-	-	-	-	
Total Team			51	5	17	73	63.01

Match: 66 **Date:** 10.07.2009 **Spectators:** 4'030
City: Tampere
Hall: Tampere Ice Hall
Match duration: **Start:** 18:37 **End:** 20:32 **Total:** 1:55

Teams	Sets	1	2	3	4	5	Total
FIN	3	25	25	22	28		100
POL	1	21	18	25	26		90
Set duration		0:25	0:25	0:26	0:30		1:46




POL • Poland



Spike

Succ. %
Limit: 15.00%

Rk	No	Name	Spikes	Faults	Shots	Total Attempts	Note
1	15	RUCIAK Michal	9	1	8	18	50.00
1	3	JAROSZ Jakub	15	6	9	30	50.00
3	9	BARTMAN Zbigniew	8	3	10	21	38.10
-	6	KUREK Bartosz	4	7	1	12	
-	18	MOZDZONEK Marcin	6	2	3	11	
-	1	NOWAKOWSKI Piotr	4	-	5	9	
-	10	GROMADOWSKI Marcel	2	3	3	8	
-	16	IGNACZAK Krzysztof	-	-	2	2	
-	2	LOMACZ Grzegorz	-	-	-	-	
-	7	GRZYB Wojciech	-	-	-	-	
-	12	WOICKI Pawel	-	-	-	-	
-	13	KLOS Karol	-	-	-	-	
-	19	ZATORSKI Pawel	-	-	-	-	
Others			-	-	-	-	
Total Team			48	22	41	111	43.24



Block

Avg. by set


Rk	No	Name	Kill Blocks	Faults	Rebounds	Total Attempts	Note
1	1	NOWAKOWSKI Piotr	4	6	5	15	1.00
2	6	KUREK Bartosz	2	1	2	5	0.50
3	9	BARTMAN Zbigniew	1	1	1	3	0.25
3	3	JAROSZ Jakub	1	3	1	5	0.25
3	2	LOMACZ Grzegorz	1	2	-	3	0.25
-	7	GRZYB Wojciech	-	-	-	-	
-	12	WOICKI Pawel	-	-	-	-	
-	13	KLOS Karol	-	-	2	2	
-	15	RUCIAK Michal	-	-	-	-	
-	16	IGNACZAK Krzysztof	-	-	-	-	
-	19	ZATORSKI Pawel	-	-	-	-	
-	18	MOZDZONEK Marcin	-	4	6	10	
-	10	GROMADOWSKI Marcel	-	1	-	1	
Others			-	-	-	-	
Total Team			9	18	17	44	2.25

Match: 66 **Date:** 10.07.2009 **Spectators:** 4'030
City: Tampere
Hall: Tampere Ice Hall
Match duration: **Start:** 18:37 **End:** 20:32 **Total:** 1:55

Teams	Sets	1	2	3	4	5	Total
FIN	3	25	25	22	28		100
POL	1	21	18	25	26		90
Set duration		0:25	0:25	0:26	0:30		1:46



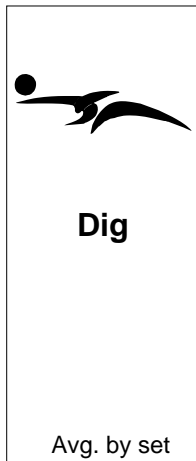
POL • Poland



Rk	No	Name	Aces	Faults	Serve Hits	Total Attempts	Note
1	18	MOZDZONEK Marcin	2	1	18	21	0.50
1	3	JAROSZ Jakub	2	5	11	18	0.50
3	2	LOMACZ Grzegorz	1	1	11	13	0.25
-	7	GRZYB Wojciech	-	-	-	-	
-	12	WOICKI Pawel	-	-	-	-	
-	13	KLOS Karol	-	-	1	1	
-	16	IGNACZAK Krzysztof	-	-	-	-	
-	19	ZATORSKI Pawel	-	-	-	-	
-	15	RUCIAK Michal	-	2	12	14	
-	1	NOWAKOWSKI Piotr	-	3	7	10	
-	6	KUREK Bartosz	-	2	4	6	
-	9	BARTMAN Zbigniew	-	2	4	6	
-	10	GROMADOWSKI Marcel	-	2	-	2	
Others			-	-	-	-	
Total Team			5	18	68	91	1.25



Opponent errors & Team faults	28	19		47	
-------------------------------	----	----	--	----	--




Rk	No	Name	Digs	Faults	Receptions	Total Attempts	Note
1	16	IGNACZAK Krzysztof	12	2	3	17	3.00
2	1	NOWAKOWSKI Piotr	5	-	1	6	1.25
3	2	LOMACZ Grzegorz	4	1	-	5	1.00
4	9	BARTMAN Zbigniew	3	1	-	4	0.75
5	6	KUREK Bartosz	2	3	-	5	0.50
5	15	RUCIAK Michal	2	6	-	8	0.50
7	10	GROMADOWSKI Marcel	1	-	-	1	0.25
7	13	KLOS Karol	1	-	-	1	0.25
7	18	MOZDZONEK Marcin	1	1	1	3	0.25
7	3	JAROSZ Jakub	1	3	-	4	0.25
-	7	GRZYB Wojciech	-	-	-	-	
-	19	ZATORSKI Pawel	-	-	-	-	
-	12	WOICKI Pawel	-	1	-	1	
Others			-	-	-	-	
Total Team			32	18	5	55	8.00

Match: 66 **Date:** 10.07.2009 **Spectators:** 4'030
City: Tampere
Hall: Tampere Ice Hall
Match duration: **Start:** 18:37 **End:** 20:32 **Total:** 1:55

Teams	Sets	1	2	3	4	5	Total
FIN	3	25	25	22	28		100
POL	1	21	18	25	26		90
Set duration		0:25	0:25	0:26	0:30		1:46




POL • Poland



Set

Avg. by set

Rk	No	Name	Running Sets	Faults	Still Sets	Total Attempts	Note
1	2	LOMACZ Grzegorz	15	-	74	89	3.75
-	1	NOWAKOWSKI Piotr	-	-	-	-	
-	3	JAROSZ Jakub	-	-	4	4	
-	6	KUREK Bartosz	-	-	-	-	
-	7	GRZYB Wojciech	-	-	-	-	
-	9	BARTMAN Zbigniew	-	-	3	3	
-	10	GROMADOWSKI Marcel	-	-	-	-	
-	12	WOICKI Pawel	-	-	2	2	
-	13	KLOS Karol	-	-	2	2	
-	15	RUCIAK Michal	-	-	4	4	
-	16	IGNACZAK Krzysztof	-	-	6	6	
-	18	MOZDZONEK Marcin	-	-	2	2	
-	19	ZATORSKI Pawel	-	-	-	-	
Others			-	-	-	-	
Total Team			15	-	97	112	3.75



Reception

Eff. %
Limit: 25.00%

Rk	No	Name	Excellents	Faults	Serve Receptions	Total Attempts	Note
1	16	IGNACZAK Krzysztof	17	1	4	22	72.73
2	15	RUCIAK Michal	17	-	9	26	65.38
-	6	KUREK Bartosz	6	1	11	18	
-	9	BARTMAN Zbigniew	6	3	5	14	
-	18	MOZDZONEK Marcin	1	-	1	2	
-	1	NOWAKOWSKI Piotr	-	-	-	-	
-	2	LOMACZ Grzegorz	-	-	-	-	
-	3	JAROSZ Jakub	-	-	-	-	
-	7	GRZYB Wojciech	-	-	-	-	
-	10	GROMADOWSKI Marcel	-	-	-	-	
-	12	WOICKI Pawel	-	-	-	-	
-	13	KLOS Karol	-	-	-	-	
-	19	ZATORSKI Pawel	-	-	-	-	
Others			-	-	-	-	
Total Team			47	5	30	82	51.22