


Match: 42 **Date:** 28.06.2009 **Spectators:** 11'460
City: Lodz
Hall: New City Hall
Match duration: **Start:** 16:37 **End:** 18:10 **Total:** 1:33

Teams	Sets	1	2	3	4	5	Total
POL	0	19	21	20			60
BRA	3	25	25	25			75
Set duration		0:23	0:28	0:29			1:20




POL • Poland



Spike

Succ. %
Limit: 15.00%

Rk	No	Name	Spikes	Faults	Shots	Total Attempts	Note
1	6	KUREK Bartosz	8	6	6	20	40.00
2	3	JAROSZ Jakub	7	4	12	23	30.43
-	15	RUCIAK Michal	3	5	3	11	
-	1	NOWAKOWSKI Piotr	5	1	3	9	
-	18	MOZDZONEK Marcin	3	3	2	8	
-	10	GROMADOWSKI Marcel	2	-	2	4	
-	9	BARTMAN Zbigniew	2	2	-	4	
-	17	BAKIEWICZ Michal	1	1	1	3	
-	2	LOMACZ Grzegorz	-	-	-	-	
-	7	GRZYB Wojciech	-	-	-	-	
-	12	WOICKI Pawel	-	-	-	-	
-	16	IGNACZAK Krzysztof	-	-	-	-	
-	19	ZATORSKI Pawel	-	-	-	-	
Others			-	-	-	-	
Total Team			31	22	29	82	37.80



Block

Avg. by set


Rk	No	Name	Kill Blocks	Faults	Rebounds	Total Attempts	Note
1	18	MOZDZONEK Marcin	6	5	7	18	2.00
2	15	RUCIAK Michal	3	1	1	5	1.00
3	3	JAROSZ Jakub	1	1	1	3	0.33
-	2	LOMACZ Grzegorz	-	-	-	-	
-	7	GRZYB Wojciech	-	-	-	-	
-	9	BARTMAN Zbigniew	-	-	-	-	
-	12	WOICKI Pawel	-	-	1	1	
-	16	IGNACZAK Krzysztof	-	-	-	-	
-	19	ZATORSKI Pawel	-	-	-	-	
-	1	NOWAKOWSKI Piotr	-	5	5	10	
-	6	KUREK Bartosz	-	5	2	7	
-	10	GROMADOWSKI Marcel	-	3	-	3	
-	17	BAKIEWICZ Michal	-	2	-	2	
Others			-	-	-	-	
Total Team			10	22	17	49	3.33

Match: 42 **Date:** 28.06.2009 **Spectators:** 11'460
City: Lodz
Hall: New City Hall
Match duration: **Start:** 16:37 **End:** 18:10 **Total:** 1:33

Teams	Sets	1	2	3	4	5	Total
POL	0	19	21	20			60
BRA	3	25	25	25			75
Set duration		0:23	0:28	0:29			1:20




POL • Poland



Rk	No	Name	Aces	Faults	Serve Hits	Total Attempts	Note
1	18	MOZDZONEK Marcin	1	-	8	9	0.33
1	3	JAROSZ Jakub	1	2	3	6	0.33
-	7	GRZYB Wojciech	-	-	-	-	
-	9	BARTMAN Zbigniew	-	-	1	1	
-	16	IGNACZAK Krzysztof	-	-	-	-	
-	19	ZATORSKI Pawel	-	-	-	-	
-	2	LOMACZ Grzegorz	-	1	11	12	
-	15	RUCIAK Michal	-	1	8	9	
-	1	NOWAKOWSKI Piotr	-	2	8	10	
-	12	WOICKI Pawel	-	1	3	4	
-	6	KUREK Bartosz	-	2	4	6	
-	17	BAKIEWICZ Michal	-	2	2	4	
-	10	GROMADOWSKI Marcel	-	1	-	1	
Others			-	-	-	-	
Total Team			2	12	48	62	0.67



Opponent errors & Team faults	17	1		18	
-------------------------------	----	---	--	----	--



Rk	No	Name	Digs	Faults	Receptions	Total Attempts	Note
1	6	KUREK Bartosz	9	-	1	10	3.00
2	16	IGNACZAK Krzysztof	5	5	4	14	1.67
3	2	LOMACZ Grzegorz	3	2	4	9	1.00
3	15	RUCIAK Michal	3	2	1	6	1.00
5	9	BARTMAN Zbigniew	2	-	1	3	0.67
5	3	JAROSZ Jakub	2	3	4	9	0.67
7	1	NOWAKOWSKI Piotr	1	-	-	1	0.33
7	17	BAKIEWICZ Michal	1	-	-	1	0.33
7	18	MOZDZONEK Marcin	1	1	3	5	0.33
-	7	GRZYB Wojciech	-	-	-	-	
-	12	WOICKI Pawel	-	-	1	1	
-	19	ZATORSKI Pawel	-	-	-	-	
-	10	GROMADOWSKI Marcel	-	2	-	2	
Others			-	-	-	-	
Total Team			27	15	19	61	9.00



P-3 VOLLEYBALL • Match players ranking



World League 2009
Pool D-Intercontinental Round

Match: 42 Date: 28.06.2009 Spectators: 11'460
City: Lodz
Hall: New City Hall
Match duration: Start: 16:37 End: 18:10 Total: 1:33

Teams	Sets	1	2	3	4	5	Total
POL	0	19	21	20			60
BRA	3	25	25	25			75
Set duration		0:23	0:28	0:29			1:20



POL • Poland



Set

Avg. by set

Rk	No	Name	Running Sets	Faults	Still Sets	Total Attempts	Note
1	2	LOMACZ Grzegorz	25	-	29	54	8.33
2	12	WOICKI Pawel	11	1	4	16	3.67
-	1	NOWAKOWSKI Piotr	-	-	1	1	
-	3	JAROSZ Jakub	-	-	-	-	
-	6	KUREK Bartosz	-	-	-	-	
-	7	GRZYB Wojciech	-	-	-	-	
-	9	BARTMAN Zbigniew	-	-	-	-	
-	10	GROMADOWSKI Marcel	-	-	-	-	
-	15	RUCIAK Michal	-	-	1	1	
-	16	IGNACZAK Krzysztof	-	-	-	-	
-	17	BAKIEWICZ Michal	-	-	-	-	
-	18	MOZDZONEK Marcin	-	-	-	-	
-	19	ZATORSKI Pawel	-	-	-	-	
Others			-	-	-	-	
Total Team			36	1	35	72	12.00



Reception

Eff. %
Limit: 25.00%

Rk	No	Name	Excellents	Faults	Serve Receptions	Total Attempts	Note
1	16	IGNACZAK Krzysztof	21	1	12	34	58.82
2	15	RUCIAK Michal	7	1	9	17	35.29
-	6	KUREK Bartosz	4	-	4	8	
-	9	BARTMAN Zbigniew	1	-	-	1	
-	17	BAKIEWICZ Michal	1	-	-	1	
-	1	NOWAKOWSKI Piotr	-	-	-	-	
-	2	LOMACZ Grzegorz	-	-	-	-	
-	3	JAROSZ Jakub	-	-	-	-	
-	7	GRZYB Wojciech	-	-	-	-	
-	10	GROMADOWSKI Marcel	-	-	-	-	
-	12	WOICKI Pawel	-	-	-	-	
-	18	MOZDZONEK Marcin	-	-	-	-	
-	19	ZATORSKI Pawel	-	-	-	-	
Others			-	-	-	-	
Total Team			34	2	25	61	52.46




Match: 42 **Date:** 28.06.2009 **Spectators:** 11'460
City: Lodz
Hall: New City Hall
Match duration: **Start:** 16:37 **End:** 18:10 **Total:** 1:33

Teams	Sets	1	2	3	4	5	Total
POL	0	19	21	20			60
BRA	3	25	25	25			75
Set duration		0:23	0:28	0:29			1:20




BRA • Brazil



Spike

Succ. %
Limit: 15.00%

Rk	No	Name	Spikes	Faults	Shots	Total Attempts	Note
1	6	Neves Leandro Vissotto	14	3	9	26	53.85
2	11	Alves Thiago Soares	5	3	4	12	41.67
3	8	Endres Murilo	7	7	8	22	31.82
-	5	dos Santos Jr. Sidnei	6	-	3	9	
-	14	Santana Rodrigo	6	-	2	8	
-	1	Rezende Bruno	2	1	-	3	
-	3	Carbonera Eder	-	-	-	-	
-	7	Godoy Filho Gilberto	-	-	-	-	
-	10	Santos Sérgio Dutra	-	-	-	-	
-	12	Tavares Joao Paulo	-	-	-	-	
-	15	do Nascimento Pinto Rodrigo	-	-	-	-	
-	16	Saatkamp Lucas	-	-	-	-	
-	17	Yared Marlon	-	-	-	-	
-	19	da Silva Pedreira Junior Mario	-	-	-	-	
Others			-	-	-	-	
Total Team			40	14	26	80	50.00



Block

Avg. by set

Rk	No	Name	Kill Blocks	Faults	Rebounds	Total Attempts	Note
1	14	Santana Rodrigo	5	4	3	12	1.67
2	1	Rezende Bruno	3	4	3	10	1.00
3	11	Alves Thiago Soares	2	1	2	5	0.67
3	6	Neves Leandro Vissotto	2	1	1	4	0.67
5	5	dos Santos Jr. Sidnei	1	6	6	13	0.33
-	3	Carbonera Eder	-	-	-	-	
-	7	Godoy Filho Gilberto	-	-	-	-	
-	10	Santos Sérgio Dutra	-	-	-	-	
-	12	Tavares Joao Paulo	-	-	-	-	
-	15	do Nascimento Pinto Rodrigo	-	-	-	-	
-	16	Saatkamp Lucas	-	-	-	-	
-	17	Yared Marlon	-	-	-	-	
-	19	da Silva Pedreira Junior Mario	-	-	-	-	
-	8	Endres Murilo	-	2	6	8	
Others			-	-	-	-	
Total Team			13	18	21	52	4.33



P-3 VOLLEYBALL • Match players ranking



World League 2009
Pool D-Intercontinental Round

Match: 42 Date: 28.06.2009 Spectators: 11'460
City: Lodz
Hall: New City Hall
Match duration: Start: 16:37 End: 18:10 Total: 1:33

Teams	Sets	1	2	3	4	5	Total
POL	0	19	21	20			60
BRA	3	25	25	25			75
Set duration		0:23	0:28	0:29			1:20



BRA • Brazil



Serve

Avg. by set

Rk	No	Name	Aces	Faults	Serve Hits	Total Attempts	Note
-	3	Carbonera Eder	-	-	-	-	
-	7	Godoy Filho Gilberto	-	-	-	-	
-	10	Santos Sérgio Dutra	-	-	-	-	
-	11	Alves Thiago Soares	-	-	13	13	
-	12	Tavares Joao Paulo	-	-	-	-	
-	15	do Nascimento Pinto Rodrigo	-	-	-	-	
-	16	Saatkamp Lucas	-	-	-	-	
-	19	da Silva Pedreira Junior Mario	-	-	-	-	
-	14	Santana Rodrigo	-	1	9	10	
-	1	Rezende Bruno	-	2	13	15	
-	5	dos Santos Jr. Sidnei	-	3	12	15	
-	8	Endres Murilo	-	3	9	12	
-	6	Neves Leandro Vissotto	-	2	5	7	
-	17	Yared Marlon	-	1	-	1	
Others			-	-	-	-	
Total Team			-	12	61	73	

Team

Opponent errors & Team faults	22	-		22	
-------------------------------	----	---	--	----	--



Dig

Avg. by set

Rk	No	Name	Digs	Faults	Receptions	Total Attempts	Note
1	10	Santos Sérgio Dutra	11	-	1	12	3.67
2	8	Endres Murilo	4	1	7	12	1.33
3	1	Rezende Bruno	3	4	4	11	1.00
4	5	dos Santos Jr. Sidnei	2	-	1	3	0.67
4	11	Alves Thiago Soares	2	1	4	7	0.67
6	6	Neves Leandro Vissotto	1	3	2	6	0.33
-	3	Carbonera Eder	-	-	-	-	
-	7	Godoy Filho Gilberto	-	-	-	-	
-	12	Tavares Joao Paulo	-	-	-	-	
-	15	do Nascimento Pinto Rodrigo	-	-	-	-	
-	16	Saatkamp Lucas	-	-	-	-	
-	17	Yared Marlon	-	-	-	-	
-	19	da Silva Pedreira Junior Mario	-	-	-	-	
-	14	Santana Rodrigo	-	1	-	1	
Others			-	-	-	-	
Total Team			23	10	19	52	7.67

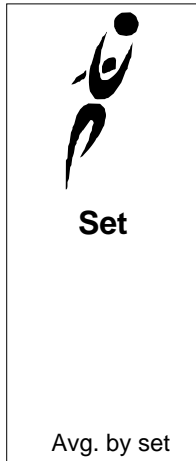


Match: 42 **Date:** 28.06.2009 **Spectators:** 11'460
City: Lodz
Hall: New City Hall
Match duration: **Start:** 16:37 **End:** 18:10 **Total:** 1:33


Teams	Sets	1	2	3	4	5	Total
POL	0	19	21	20			60
BRA	3	25	25	25			75
Set duration		0:23	0:28	0:29			1:20



BRA • Brazil



Rk	No	Name	Running Sets	Faults	Still Sets	Total Attempts	Note
1	1	Rezende Bruno	30	-	34	64	10.00
2	8	Endres Murilo	1	-	1	2	0.33
2	10	Santos Sérgio Dutra	1	-	-	1	0.33
-	3	Carbonera Eder	-	-	-	-	
-	5	dos Santos Jr. Sidnei	-	-	-	-	
-	6	Neves Leandro Vissotto	-	-	-	-	
-	7	Godoy Filho Gilberto	-	-	-	-	
-	11	Alves Thiago Soares	-	-	-	-	
-	12	Tavares Joao Paulo	-	-	-	-	
-	14	Santana Rodrigo	-	-	-	-	
-	15	do Nascimento Pinto Rodrigo	-	-	-	-	
-	16	Saatkamp Lucas	-	-	-	-	
-	17	Yared Marlon	-	-	-	-	
-	19	da Silva Pedreira Junior Mario	-	-	-	-	
Others			-	-	-	-	
Total Team			32	-	35	67	10.67



Rk	No	Name	Excellents	Faults	Serve Receptions	Total Attempts	Note
1	8	Endres Murilo	11	2	3	16	56.25
2	10	Santos Sérgio Dutra	11	2	12	25	36.00
-	11	Alves Thiago Soares	2	1	5	8	
-	1	Rezende Bruno	-	-	-	-	
-	3	Carbonera Eder	-	-	-	-	
-	6	Neves Leandro Vissotto	-	-	-	-	
-	7	Godoy Filho Gilberto	-	-	-	-	
-	12	Tavares Joao Paulo	-	-	-	-	
-	14	Santana Rodrigo	-	-	-	-	
-	15	do Nascimento Pinto Rodrigo	-	-	-	-	
-	16	Saatkamp Lucas	-	-	-	-	
-	17	Yared Marlon	-	-	-	-	
-	19	da Silva Pedreira Junior Mario	-	-	-	-	
-	5	dos Santos Jr. Sidnei	-	1	-	1	
Others			-	-	-	-	
Total Team			24	6	20	50	36.00