


Match: 34 **Date:** 27.06.2009 **Spectators:** 11'850
City: Lodz
Hall: New City Hall
Match duration: **Start:** 16:37 **End:** 18:06 **Total:** 1:29

Teams	Sets	1	2	3	4	5	Total
POL	0	23	22	10			55
BRA	3	25	25	25			75
Set duration		0:28	0:27	0:21			1:16




POL • Poland



Spike

Succ. %
Limit: 15.00%

Rk	No	Name	Spikes	Faults	Shots	Total Attempts	Note
1	10	GROMADOWSKI Marcel	11	7	10	28	39.29
2	9	BARTMAN Zbigniew	7	3	9	19	36.84
-	17	BAKIEWICZ Michal	3	1	6	10	
-	18	MOZDZONEK Marcin	5	1	2	8	
-	6	KUREK Bartosz	1	3	3	7	
-	1	NOWAKOWSKI Piotr	2	2	2	6	
-	3	JAROSZ Jakub	1	1	2	4	
-	2	LOMACZ Grzegorz	-	-	-	-	
-	7	GRZYB Wojciech	-	-	-	-	
-	12	WOICKI Pawel	-	-	-	-	
-	15	RUCIAK Michal	-	-	-	-	
-	16	IGNACZAK Krzysztof	-	-	-	-	
-	19	ZATORSKI Pawel	-	-	-	-	
Others			-	-	-	-	
Total Team			30	18	34	82	36.59



Block

Avg. by set


Rk	No	Name	Kill Blocks	Faults	Rebounds	Total Attempts	Note
1	18	MOZDZONEK Marcin	3	9	5	17	1.00
2	17	BAKIEWICZ Michal	1	1	1	3	0.33
2	1	NOWAKOWSKI Piotr	1	5	5	11	0.33
2	9	BARTMAN Zbigniew	1	3	1	5	0.33
2	10	GROMADOWSKI Marcel	1	3	1	5	0.33
-	3	JAROSZ Jakub	-	-	-	-	
-	6	KUREK Bartosz	-	-	1	1	
-	7	GRZYB Wojciech	-	-	-	-	
-	15	RUCIAK Michal	-	-	-	-	
-	16	IGNACZAK Krzysztof	-	-	-	-	
-	19	ZATORSKI Pawel	-	-	-	-	
-	2	LOMACZ Grzegorz	-	3	3	6	
-	12	WOICKI Pawel	-	2	-	2	
Others			-	-	-	-	
Total Team			7	26	17	50	2.33

Match: 34 **Date:** 27.06.2009 **Spectators:** 11'850
City: Lodz
Hall: New City Hall
Match duration: **Start:** 16:37 **End:** 18:06 **Total:** 1:29

Teams	Sets	1	2	3	4	5	Total
POL	0	23	22	10			55
BRA	3	25	25	25			75
Set duration		0:28	0:27	0:21			1:16



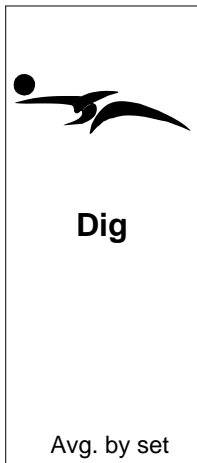
POL • Poland



Rk	No	Name	Aces	Faults	Serve Hits	Total Attempts	Note
1	17	BAKIEWICZ Michal	1	2	9	12	0.33
-	6	KUREK Bartosz	-	-	1	1	
-	7	GRZYB Wojciech	-	-	-	-	
-	12	WOICKI Pawel	-	-	1	1	
-	15	RUCIAK Michal	-	-	-	-	
-	16	IGNACZAK Krzysztof	-	-	-	-	
-	19	ZATORSKI Pawel	-	-	-	-	
-	2	LOMACZ Grzegorz	-	1	7	8	
-	18	MOZDZONEK Marcin	-	2	10	12	
-	1	NOWAKOWSKI Piotr	-	2	7	9	
-	9	BARTMAN Zbigniew	-	2	4	6	
-	3	JAROSZ Jakub	-	1	1	2	
-	10	GROMADOWSKI Marcel	-	3	3	6	
Others			-	-	-	-	
Total Team			1	13	43	57	0.33



Opponent errors & Team faults	17	2		19	
-------------------------------	----	---	--	----	--



Rk	No	Name	Digs	Faults	Receptions	Total Attempts	Note
1	16	IGNACZAK Krzysztof	9	1	3	13	3.00
2	17	BAKIEWICZ Michal	3	-	5	8	1.00
2	9	BARTMAN Zbigniew	3	3	3	9	1.00
4	6	KUREK Bartosz	1	1	-	2	0.33
-	3	JAROSZ Jakub	-	-	2	2	
-	7	GRZYB Wojciech	-	-	1	1	
-	12	WOICKI Pawel	-	-	1	1	
-	15	RUCIAK Michal	-	-	-	-	
-	19	ZATORSKI Pawel	-	-	1	1	
-	10	GROMADOWSKI Marcel	-	1	3	4	
-	18	MOZDZONEK Marcin	-	1	3	4	
-	2	LOMACZ Grzegorz	-	2	5	7	
-	1	NOWAKOWSKI Piotr	-	1	1	2	
Others			-	-	-	-	
Total Team			16	10	28	54	5.33



P-3 VOLLEYBALL • Match players ranking




World League 2009
Pool D-Intercontinental Round

Match: 34 Date: 27.06.2009 Spectators: 11'850
City: Lodz
Hall: New City Hall
Match duration: Start: 16:37 End: 18:06 Total: 1:29

Teams	Sets	1	2	3	4	5	Total
POL	0	23	22	10			55
BRA	3	25	25	25			75
Set duration		0:28	0:27	0:21			1:16




POL • Poland



Set

Avg. by set

Rk	No	Name	Running Sets	Faults	Still Sets	Total Attempts	Note
1	2	LOMACZ Grzegorz	25	-	34	59	8.33
2	12	WOICKI Pawel	3	-	10	13	1.00
3	18	MOZDZONEK Marcin	1	-	2	3	0.33
-	1	NOWAKOWSKI Piotr	-	-	-	-	
-	3	JAROSZ Jakub	-	-	-	-	
-	6	KUREK Bartosz	-	-	-	-	
-	7	GRZYB Wojciech	-	-	-	-	
-	9	BARTMAN Zbigniew	-	-	1	1	
-	10	GROMADOWSKI Marcel	-	-	-	-	
-	15	RUCIAK Michal	-	-	1	1	
-	16	IGNACZAK Krzysztof	-	-	-	-	
-	17	BAKIEWICZ Michal	-	-	-	-	
-	19	ZATORSKI Pawel	-	-	-	-	
Others			-	-	-	-	
Total Team			29	-	48	77	9.67



Reception

Eff. %
Limit: 25.00%

Rk	No	Name	Excellents	Faults	Serve Receptions	Total Attempts	Note
1	16	IGNACZAK Krzysztof	16	3	12	31	41.94
-	19	ZATORSKI Pawel	5	-	5	10	
-	9	BARTMAN Zbigniew	5	1	4	10	
-	17	BAKIEWICZ Michal	2	2	2	6	
-	6	KUREK Bartosz	2	-	1	3	
-	15	RUCIAK Michal	1	-	1	2	
-	1	NOWAKOWSKI Piotr	-	-	-	-	
-	2	LOMACZ Grzegorz	-	-	-	-	
-	3	JAROSZ Jakub	-	-	-	-	
-	7	GRZYB Wojciech	-	-	-	-	
-	10	GROMADOWSKI Marcel	-	-	-	-	
-	12	WOICKI Pawel	-	-	-	-	
-	18	MOZDZONEK Marcin	-	-	-	-	
Others			-	-	-	-	
Total Team			31	6	25	62	40.32



Match: 34 **Date:** 27.06.2009 **Spectators:** 11'850
City: Lodz
Hall: New City Hall
Match duration: **Start:** 16:37 **End:** 18:06 **Total:** 1:29

Teams	Sets	1	2	3	4	5	Total
POL	0	23	22	10			55
BRA	3	25	25	25			75
Set duration		0:28	0:27	0:21			1:16



BRA • Brazil



Spike

Succ. %
Limit: 15.00%

Rk	No	Name	Spikes	Faults	Shots	Total Attempts	Note
1	8	Endres Murilo	9	4	8	21	42.86
2	7	Godoy Filho Gilberto	6	4	10	20	30.00
3	15	do Nascimento Pinto Rodrigo	3	2	7	12	25.00
-	16	Saatkamp Lucas	6	1	2	9	
-	6	Neves Leandro Vissotto	4	-	4	8	
-	14	Santana Rodrigo	3	1	2	6	
-	1	Rezende Bruno	1	-	-	1	
-	3	Carbonera Eder	-	-	-	-	
-	5	dos Santos Jr. Sidnei	-	-	-	-	
-	10	Santos Sérgio Dutra	-	-	-	-	
-	11	Alves Thiago Soares	-	-	-	-	
-	12	Tavares Joao Paulo	-	-	-	-	
-	17	Yared Marlon	-	-	-	-	
-	19	da Silva Pedreira Junior Mario	-	-	-	-	
Others			-	-	-	-	
Total Team			32	12	33	77	41.56



Block

Avg. by set


Rk	No	Name	Kill Blocks	Faults	Rebounds	Total Attempts	Note
1	8	Endres Murilo	4	3	2	9	1.33
2	15	do Nascimento Pinto Rodrigo	3	2	2	7	1.00
2	16	Saatkamp Lucas	3	4	5	12	1.00
4	14	Santana Rodrigo	1	3	7	11	0.33
4	6	Neves Leandro Vissotto	1	3	1	5	0.33
-	1	Rezende Bruno	-	-	4	4	
-	3	Carbonera Eder	-	-	-	-	
-	5	dos Santos Jr. Sidnei	-	-	-	-	
-	10	Santos Sérgio Dutra	-	-	-	-	
-	11	Alves Thiago Soares	-	-	-	-	
-	12	Tavares Joao Paulo	-	-	-	-	
-	17	Yared Marlon	-	-	-	-	
-	19	da Silva Pedreira Junior Mario	-	-	-	-	
-	7	Godoy Filho Gilberto	-	5	2	7	
Others			-	-	-	-	
Total Team			12	20	23	55	4.00

Match: 34 **Date:** 27.06.2009 **Spectators:** 11'850
City: Lodz
Hall: New City Hall
Match duration: **Start:** 16:37 **End:** 18:06 **Total:** 1:29

Teams	Sets	1	2	3	4	5	Total
POL	0	23	22	10			55
BRA	3	25	25	25			75
Set duration		0:28	0:27	0:21			1:16



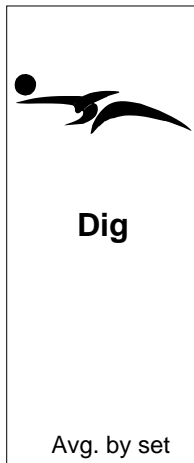
BRA • Brazil



Rk	No	Name	Aces	Faults	Serve Hits	Total Attempts	Note
1	8	Endres Murilo	3	3	3	9	1.00
2	1	Rezende Bruno	1	-	13	14	0.33
2	14	Santana Rodrigo	1	2	14	17	0.33
2	16	Saatkamp Lucas	1	2	6	9	0.33
-	3	Carbonera Eder	-	-	-	-	
-	5	dos Santos Jr. Sidnei	-	-	-	-	
-	6	Neves Leandro Vissotto	-	-	-	-	
-	10	Santos Sérgio Dutra	-	-	-	-	
-	11	Alves Thiago Soares	-	-	-	-	
-	12	Tavares Joao Paulo	-	-	-	-	
-	17	Yared Marlon	-	-	6	6	
-	19	da Silva Pedreira Junior Mario	-	-	-	-	
-	7	Godoy Filho Gilberto	-	2	8	10	
-	15	do Nascimento Pinto Rodrigo	-	2	6	8	
Others			-	-	-	-	
Total Team			6	11	56	73	2.00



Opponent errors & Team faults	25	-		25	
-------------------------------	----	---	--	----	--




Rk	No	Name	Digs	Faults	Receptions	Total Attempts	Note
1	7	Godoy Filho Gilberto	4	1	5	10	1.33
1	10	Santos Sérgio Dutra	4	3	5	12	1.33
3	14	Santana Rodrigo	3	1	2	6	1.00
4	17	Yared Marlon	2	-	-	2	0.67
4	1	Rezende Bruno	2	1	4	7	0.67
4	8	Endres Murilo	2	3	4	9	0.67
7	16	Saatkamp Lucas	1	-	1	2	0.33
-	3	Carbonera Eder	-	-	-	-	
-	5	dos Santos Jr. Sidnei	-	-	-	-	
-	6	Neves Leandro Vissotto	-	-	1	1	
-	11	Alves Thiago Soares	-	-	-	-	
-	12	Tavares Joao Paulo	-	-	-	-	
-	19	da Silva Pedreira Junior Mario	-	-	-	-	
-	15	do Nascimento Pinto Rodrigo	-	1	3	4	
Others			-	-	-	-	
Total Team			18	10	25	53	6.00

Match: 34 **Date:** 27.06.2009 **Spectators:** 11'850
City: Lodz
Hall: New City Hall
Match duration: **Start:** 16:37 **End:** 18:06 **Total:** 1:29

Teams	Sets	1	2	3	4	5	Total
POL	0	23	22	10			55
BRA	3	25	25	25			75
Set duration		0:28	0:27	0:21			1:16




BRA • Brazil



Set

Avg. by set

Rk	No	Name	Running Sets	Faults	Still Sets	Total Attempts	Note
1	1	Rezende Bruno	26	-	24	50	8.67
2	17	Yared Marlon	5	-	6	11	1.67
-	3	Carbonera Eder	-	-	-	-	
-	5	dos Santos Jr. Sidnei	-	-	-	-	
-	6	Neves Leandro Vissotto	-	-	-	-	
-	7	Godoy Filho Gilberto	-	-	1	1	
-	8	Endres Murilo	-	-	-	-	
-	10	Santos Sérgio Dutra	-	-	1	1	
-	11	Alves Thiago Soares	-	-	-	-	
-	12	Tavares Joao Paulo	-	-	-	-	
-	14	Santana Rodrigo	-	-	-	-	
-	15	do Nascimento Pinto Rodrigo	-	-	-	-	
-	16	Saatkamp Lucas	-	-	-	-	
-	19	da Silva Pedreira Junior Mario	-	-	-	-	
Others			-	-	-	-	
Total Team			31	-	32	63	10.33



Reception

Eff. %
Limit: 25.00%

Rk	No	Name	Excellents	Faults	Serve Receptions	Total Attempts	Note
1	8	Endres Murilo	13	-	3	16	81.25
2	10	Santos Sérgio Dutra	8	1	7	16	43.75
3	7	Godoy Filho Gilberto	5	1	5	11	36.36
-	16	Saatkamp Lucas	-	-	1	1	
-	1	Rezende Bruno	-	-	-	-	
-	3	Carbonera Eder	-	-	-	-	
-	5	dos Santos Jr. Sidnei	-	-	-	-	
-	6	Neves Leandro Vissotto	-	-	-	-	
-	11	Alves Thiago Soares	-	-	-	-	
-	12	Tavares Joao Paulo	-	-	-	-	
-	14	Santana Rodrigo	-	-	-	-	
-	15	do Nascimento Pinto Rodrigo	-	-	-	-	
-	17	Yared Marlon	-	-	-	-	
-	19	da Silva Pedreira Junior Mario	-	-	-	-	
Others			-	-	-	-	
Total Team			26	2	16	44	54.55