


Match: 18 **Date:** 19.06.2009 **Spectators:** 5'500
City: Firenze
Hall: Nelson Mandela Forum
Match duration: **Start:** 19:37 **End:** 21:39 **Total:** 2:02

Teams	Sets	1	2	3	4	5	Total
ITA	1	21	28	25	21		95
USA	3	25	30	21	25		101
Set duration		0:27	0:33	0:26	0:27		1:53




ITA • Italy



Spike

Succ. %
Limit: 15.00%

Rk	No	Name	Spikes	Faults	Shots	Total Attempts	Note
1	3	Gavotto Mauro	18	5	9	32	56.25
2	11	Savani Cristian	18	3	15	36	50.00
-	9	Martino Matteo	5	3	5	13	
-	2	Parodi Simone	6	1	3	10	
-	15	Birarelli Emanuele	4	1	2	7	
-	13	Fortunato Francesco	3	1	2	6	
-	17	Sala Andrea	2	4	-	6	
-	19	Travica Dragan	2	-	-	2	
-	10	Sintini Giacomo	1	-	-	1	
-	4	Manià Loris	-	-	-	-	
-	7	Lasko Michal	-	-	-	-	
-	12	Bari Andrea	-	-	-	-	
-	16	Piscopo Cosimo Marco	-	-	-	-	
-	18	Cernic Matej	-	-	-	-	
Others			-	-	-	-	
Total Team			59	18	36	113	52.21



Block

Avg. by set


Rk	No	Name	Kill Blocks	Faults	Rebounds	Total Attempts	Note
1	13	Fortunato Francesco	2	6	1	9	0.50
2	9	Martino Matteo	1	-	-	1	0.25
2	10	Sintini Giacomo	1	-	-	1	0.25
2	15	Birarelli Emanuele	1	4	4	9	0.25
2	11	Savani Cristian	1	2	1	4	0.25
2	19	Travica Dragan	1	4	1	6	0.25
-	4	Manià Loris	-	-	-	-	
-	7	Lasko Michal	-	-	-	-	
-	12	Bari Andrea	-	-	-	-	
-	16	Piscopo Cosimo Marco	-	-	-	-	
-	18	Cernic Matej	-	-	-	-	
-	3	Gavotto Mauro	-	1	3	4	
-	2	Parodi Simone	-	1	1	2	
-	17	Sala Andrea	-	2	1	3	
Others			-	-	-	-	
Total Team			7	20	12	39	1.75

Match: 18 **Date:** 19.06.2009 **Spectators:** 5'500
City: Firenze
Hall: Nelson Mandela Forum
Match duration: **Start:** 19:37 **End:** 21:39 **Total:** 2:02

Teams	Sets	1	2	3	4	5	Total
ITA	1	21	28	25	21		95
USA	3	25	30	21	25		101
Set duration		0:27	0:33	0:26	0:27		1:53




ITA • Italy



Rk	No	Name	Aces	Faults	Serve Hits	Total Attempts	Note
1	2	Parodi Simone	1	3	3	7	0.25
-	4	Manià Loris	-	-	-	-	
-	7	Lasko Michal	-	-	-	-	
-	12	Bari Andrea	-	-	-	-	
-	13	Fortunato Francesco	-	-	10	10	
-	16	Piscopo Cosimo Marco	-	-	-	-	
-	17	Sala Andrea	-	-	3	3	
-	18	Cernic Matej	-	-	-	-	
-	15	Birarelli Emanuele	-	1	18	19	
-	3	Gavotto Mauro	-	1	16	17	
-	9	Martino Matteo	-	2	9	11	
-	19	Travica Dragan	-	3	8	11	
-	10	Sintini Giacomo	-	1	2	3	
-	11	Savani Cristian	-	6	9	15	
Others			-	-	-	-	
Total Team			1	17	78	96	0.25



Opponent errors & Team faults	28	-		28	
-------------------------------	----	---	--	----	--



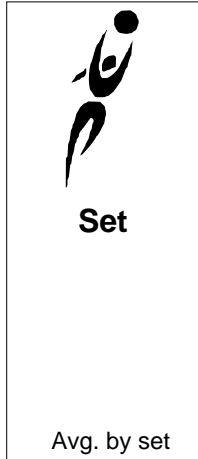
Rk	No	Name	Digs	Faults	Receptions	Total Attempts	Note
1	12	Bari Andrea	11	1	1	13	2.75
2	3	Gavotto Mauro	8	2	-	10	2.00
3	9	Martino Matteo	7	-	1	8	1.75
3	11	Savani Cristian	7	2	-	9	1.75
3	19	Travica Dragan	7	2	-	9	1.75
6	2	Parodi Simone	5	1	1	7	1.25
7	15	Birarelli Emanuele	3	4	-	7	0.75
8	10	Sintini Giacomo	2	-	-	2	0.50
8	13	Fortunato Francesco	2	-	-	2	0.50
10	17	Sala Andrea	1	-	-	1	0.25
-	4	Manià Loris	-	-	-	-	
-	7	Lasko Michal	-	-	-	-	
-	16	Piscopo Cosimo Marco	-	-	-	-	
-	18	Cernic Matej	-	-	-	-	
Others			-	-	-	-	
Total Team			53	12	3	68	13.25

Match: 18 **Date:** 19.06.2009 **Spectators:** 5'500
City: Firenze
Hall: Nelson Mandela Forum
Match duration: **Start:** 19:37 **End:** 21:39 **Total:** 2:02


Teams	Sets	1	2	3	4	5	Total
ITA	1	21	28	25	21		95
USA	3	25	30	21	25		101
Set duration		0:27	0:33	0:26	0:27		1:53



ITA • Italy



Rk	No	Name	Running Sets	Faults	Still Sets	Total Attempts	Note
1	19	Travica Dragan	18	-	41	59	4.50
2	10	Sintini Giacomo	10	-	23	33	2.50
3	12	Bari Andrea	2	-	-	2	0.50
3	17	Sala Andrea	2	-	-	2	0.50
5	2	Parodi Simone	1	-	-	1	0.25
5	3	Gavotto Mauro	1	-	-	1	0.25
5	13	Fortunato Francesco	1	-	2	3	0.25
5	15	Birarelli Emanuele	1	-	3	4	0.25
-	4	Manià Loris	-	-	-	-	
-	7	Lasko Michal	-	-	-	-	
-	9	Martino Matteo	-	-	1	1	
-	11	Savani Cristian	-	-	1	1	
-	16	Piscopo Cosimo Marco	-	-	-	-	
-	18	Cernic Matej	-	-	-	-	
Others			-	-	-	-	
Total Team			36	-	71	107	9.00



Rk	No	Name	Excellents	Faults	Serve Receptions	Total Attempts	Note
1	9	Martino Matteo	15	4	7	26	42.31
2	11	Savani Cristian	7	1	13	21	28.57
-	12	Bari Andrea	5	3	10	18	
-	2	Parodi Simone	4	1	7	12	
-	15	Birarelli Emanuele	2	-	1	3	
-	10	Sintini Giacomo	-	-	1	1	
-	17	Sala Andrea	-	-	1	1	
-	3	Gavotto Mauro	-	-	-	-	
-	4	Manià Loris	-	-	-	-	
-	7	Lasko Michal	-	-	-	-	
-	13	Fortunato Francesco	-	-	-	-	
-	16	Piscopo Cosimo Marco	-	-	-	-	
-	18	Cernic Matej	-	-	-	-	
-	19	Travica Dragan	-	-	-	-	
Others			-	-	-	-	
Total Team			33	9	40	82	29.27




P-3 VOLLEYBALL • Match players ranking



World League 2009
Pool A-Intercontinental Round

Match: 18 Date: 19.06.2009 Spectators: 5'500
City: Firenze
Hall: Nelson Mandela Forum
Match duration: Start: 19:37 End: 21:39 Total: 2:02

Teams	Sets	1	2	3	4	5	Total
ITA	1	21	28	25	21		95
USA	3	25	30	21	25		101
Set duration		0:27	0:33	0:26	0:27		1:53



USA • USA



Spike

Succ. %
Limit: 15.00%

Rk	No	Name	Spikes	Faults	Shots	Total Attempts	Note
1	2	Rooney Sean	18	3	11	32	56.25
2	3	Patak Evan	15	3	9	27	55.56
-	1	Anderson Matthew	7	4	5	16	
-	8	Hein Andrew	10	2	3	15	
-	4	Lee David	4	2	6	12	
-	16	Jablonsky Jayson	5	-	1	6	
-	7	Suxho Donald	2	-	-	2	
-	5	Lambourne Richard	-	-	-	-	
-	10	Smith David	-	-	-	-	
-	11	Billings Brook	-	-	-	-	
-	14	Hansen Kevin	-	-	-	-	
-	15	Holmes Russell	-	-	-	-	
-	18	Touzinsky Scott	-	-	-	-	
-	19	Reft Alfredo	-	-	-	-	
Others			-	-	-	-	
Total Team			61	14	35	110	55.45



Block

Avg. by set

Rk	No	Name	Kill Blocks	Faults	Rebounds	Total Attempts	Note
1	4	Lee David	6	4	6	16	1.50
2	1	Anderson Matthew	2	-	-	2	0.50
3	2	Rooney Sean	1	-	-	1	0.25
3	7	Suxho Donald	1	4	-	5	0.25
-	5	Lambourne Richard	-	-	-	-	
-	11	Billings Brook	-	-	-	-	
-	14	Hansen Kevin	-	-	-	-	
-	15	Holmes Russell	-	-	-	-	
-	18	Touzinsky Scott	-	-	-	-	
-	19	Reft Alfredo	-	-	-	-	
-	8	Hein Andrew	-	1	4	5	
-	3	Patak Evan	-	2	3	5	
-	10	Smith David	-	1	-	1	
-	16	Jablonsky Jayson	-	2	-	2	
Others			-	-	-	-	
Total Team			10	14	13	37	2.50





P-3 VOLLEYBALL • Match players ranking



World League 2009
Pool A-Intercontinental Round

Match: 18 Date: 19.06.2009 Spectators: 5'500
City: Firenze
Hall: Nelson Mandela Forum
Match duration: Start: 19:37 End: 21:39 Total: 2:02

Teams	Sets	1	2	3	4	5	Total
ITA	1	21	28	25	21		95
USA	3	25	30	21	25		101
Set duration		0:27	0:33	0:26	0:27		1:53



USA • USA



Serve

Avg. by set

Rk	No	Name	Aces	Faults	Serve Hits	Total Attempts	Note
1	4	Lee David	2	2	16	20	0.50
1	3	Patak Evan	2	4	10	16	0.50
3	18	Touzinsky Scott	1	-	5	6	0.25
-	5	Lambourne Richard	-	-	-	-	
-	7	Suxho Donald	-	-	15	15	
-	10	Smith David	-	-	-	-	
-	11	Billings Brook	-	-	-	-	
-	14	Hansen Kevin	-	-	1	1	
-	15	Holmes Russell	-	-	-	-	
-	16	Jablonsky Jayson	-	-	2	2	
-	19	Reft Alfredo	-	-	-	-	
-	2	Rooney Sean	-	1	10	11	
-	8	Hein Andrew	-	4	10	14	
-	1	Anderson Matthew	-	6	8	14	
Others			-	-	-	-	
Total Team			5	17	77	99	1.25

Team

Opponent errors & Team faults	25	-		25	
-------------------------------	----	---	--	----	--



Dig

Avg. by set

Rk	No	Name	Digs	Faults	Receptions	Total Attempts	Note
1	3	Patak Evan	11	1	-	12	2.75
2	5	Lambourne Richard	10	2	-	12	2.50
3	2	Rooney Sean	9	7	1	17	2.25
4	7	Suxho Donald	7	5	1	13	1.75
5	8	Hein Andrew	4	1	-	5	1.00
6	1	Anderson Matthew	3	7	-	10	0.75
7	16	Jablonsky Jayson	2	1	-	3	0.50
8	18	Touzinsky Scott	1	-	-	1	0.25
8	4	Lee David	1	1	-	2	0.25
-	10	Smith David	-	-	2	2	
-	11	Billings Brook	-	-	-	-	
-	14	Hansen Kevin	-	-	-	-	
-	15	Holmes Russell	-	-	-	-	
-	19	Reft Alfredo	-	-	-	-	
Others			-	-	-	-	
Total Team			48	25	4	77	12.00






P-3 VOLLEYBALL • Match players ranking



World League 2009
Pool A-Intercontinental Round

Match: 18 Date: 19.06.2009 Spectators: 5'500
City: Firenze
Hall: Nelson Mandela Forum
Match duration: Start: 19:37 End: 21:39 Total: 2:02

Teams	Sets	1	2	3	4	5	Total
ITA	1	21	28	25	21		95
USA	3	25	30	21	25		101
Set duration		0:27	0:33	0:26	0:27		1:53



USA • USA



Set

Avg. by set

Rk	No	Name	Running Sets	Faults	Still Sets	Total Attempts	Note
1	7	Suxho Donald	31	1	65	97	7.75
2	5	Lambourne Richard	3	-	2	5	0.75
3	1	Anderson Matthew	2	-	-	2	0.50
3	2	Rooney Sean	2	-	-	2	0.50
5	3	Patak Evan	1	-	-	1	0.25
5	4	Lee David	1	-	1	2	0.25
-	8	Hein Andrew	-	-	1	1	
-	10	Smith David	-	-	3	3	
-	11	Billings Brook	-	-	-	-	
-	14	Hansen Kevin	-	-	-	-	
-	15	Holmes Russell	-	-	-	-	
-	16	Jablonsky Jayson	-	-	-	-	
-	18	Touzinsky Scott	-	-	-	-	
-	19	Reft Alfredo	-	-	-	-	
Others			-	-	-	-	
Total Team			40	1	72	113	10.00



Reception

Eff. %
Limit: 25.00%

Rk	No	Name	Excellents	Faults	Serve Receptions	Total Attempts	Note
1	2	Rooney Sean	12	2	22	36	27.78
-	5	Lambourne Richard	6	-	11	17	
-	1	Anderson Matthew	11	-	5	16	
-	16	Jablonsky Jayson	3	1	7	11	
-	3	Patak Evan	-	-	-	-	
-	4	Lee David	-	-	-	-	
-	7	Suxho Donald	-	-	-	-	
-	8	Hein Andrew	-	-	-	-	
-	10	Smith David	-	-	-	-	
-	11	Billings Brook	-	-	-	-	
-	14	Hansen Kevin	-	-	-	-	
-	15	Holmes Russell	-	-	-	-	
-	18	Touzinsky Scott	-	-	-	-	
-	19	Reft Alfredo	-	-	-	-	
Others			-	-	-	-	
Total Team			32	3	45	80	36.25

