


Match: 17 **Date:** 19.06.2009 **Spectators:** 10'000
City: Brasilia
Hall: Ginásio Nilson Nelson
Match duration: **Start:** 10:07 **End:** 12:24 **Total:** 2:17

| Teams | Sets | 1 | 2 | 3 | 4 | 5 | Total |
|---------------------|----------|------|------|------|------|------|-------|
| BRA | 3 | 25 | 26 | 25 | 23 | 15 | 114 |
| FIN | 2 | 22 | 28 | 16 | 25 | 9 | 100 |
| Set duration | | 0:27 | 0:32 | 0:24 | 0:29 | 0:13 | 2:05 |



BRA • Brazil



Spike

Succ. %
Limit: 15.00%

| Rk | No | Name | Spikes | Faults | Shots | Total Attempts | Note |
|-------------------|----|--------------------------------|--------|--------|-------|----------------|-------|
| 1 | 15 | do Nascimento Pinto Rodrigo | 13 | 8 | 16 | 37 | 35.14 |
| 2 | 7 | Godoy Filho Gilberto | 8 | 5 | 12 | 25 | 32.00 |
| 3 | 8 | Endres Murilo | 10 | 9 | 17 | 36 | 27.78 |
| - | 16 | Saatkamp Lucas | 12 | 4 | 4 | 20 | |
| - | 14 | Santana Rodrigo | 7 | 1 | 3 | 11 | |
| - | 1 | Rezende Bruno | 3 | - | 3 | 6 | |
| - | 6 | Neves Leandro Vissotto | 1 | - | - | 1 | |
| - | 2 | Vieira de Oliveira Raphael | - | - | - | - | |
| - | 3 | Carbonera Eder | - | - | - | - | |
| - | 5 | dos Santos Jr. Sidnei | - | - | - | - | |
| - | 10 | Santos Sérgio Dutra | - | - | - | - | |
| - | 11 | Alves Thiago Soares | - | - | - | - | |
| - | 12 | Tavares Joao Paulo | - | - | - | - | |
| - | 19 | da Silva Pedreira Junior Mario | - | - | - | - | |
| Others | | | - | - | - | - | |
| Total Team | | | 54 | 27 | 55 | 136 | 39.71 |



Block

Avg. by set

| Rk | No | Name | Kill Blocks | Faults | Rebounds | Total Attempts | Note |
|-------------------|----|--------------------------------|-------------|--------|----------|----------------|------|
| 1 | 8 | Endres Murilo | 2 | 2 | 7 | 11 | 0.40 |
| 1 | 1 | Rezende Bruno | 2 | 2 | 2 | 6 | 0.40 |
| 1 | 15 | do Nascimento Pinto Rodrigo | 2 | 5 | 5 | 12 | 0.40 |
| 4 | 14 | Santana Rodrigo | 1 | 6 | 8 | 15 | 0.20 |
| 4 | 16 | Saatkamp Lucas | 1 | 10 | 8 | 19 | 0.20 |
| - | 2 | Vieira de Oliveira Raphael | - | - | - | - | |
| - | 3 | Carbonera Eder | - | - | - | - | |
| - | 5 | dos Santos Jr. Sidnei | - | - | - | - | |
| - | 10 | Santos Sérgio Dutra | - | - | - | - | |
| - | 11 | Alves Thiago Soares | - | - | - | - | |
| - | 12 | Tavares Joao Paulo | - | - | - | - | |
| - | 19 | da Silva Pedreira Junior Mario | - | - | - | - | |
| - | 7 | Godoy Filho Gilberto | - | 2 | 4 | 6 | |
| - | 6 | Neves Leandro Vissotto | - | 1 | - | 1 | |
| Others | | | - | - | - | - | |
| Total Team | | | 8 | 28 | 34 | 70 | 1.60 |



P-3 VOLLEYBALL • Match players ranking

World League 2009
Pool D-Intercontinental Round



Match: 17 Date: 19.06.2009 Spectators: 10'000
City: Brasilia
Hall: Ginásio Nilson Nelson
Match duration: Start: 10:07 End: 12:24 Total: 2:17

| Teams | Sets | 1 | 2 | 3 | 4 | 5 | Total |
|--------------|------|------|------|------|------|------|-------|
| BRA | 3 | 25 | 26 | 25 | 23 | 15 | 114 |
| FIN | 2 | 22 | 28 | 16 | 25 | 9 | 100 |
| Set duration | | 0:27 | 0:32 | 0:24 | 0:29 | 0:13 | 2:05 |



BRA • Brazil

| Rk | No | Name | Aces | Faults | Serve Hits | Total Attempts | Note |
|-------------------|----|--------------------------------|------|--------|------------|----------------|------|
| 1 | 8 | Endres Murilo | 3 | 4 | 16 | 23 | 0.60 |
| 2 | 14 | Santana Rodrigo | 2 | 1 | 17 | 20 | 0.40 |
| 2 | 16 | Saatkamp Lucas | 2 | 5 | 11 | 18 | 0.40 |
| 4 | 1 | Rezende Bruno | 1 | - | 22 | 23 | 0.20 |
| 4 | 7 | Godoy Filho Gilberto | 1 | 2 | 10 | 13 | 0.20 |
| - | 2 | Vieira de Oliveira Raphael | - | - | 3 | 3 | |
| - | 3 | Carbonera Eder | - | - | - | - | |
| - | 5 | dos Santos Jr. Sidnei | - | - | - | - | |
| - | 6 | Neves Leandro Vissotto | - | - | - | - | |
| - | 10 | Santos Sérgio Dutra | - | - | - | - | |
| - | 11 | Alves Thiago Soares | - | - | - | - | |
| - | 12 | Tavares Joao Paulo | - | - | - | - | |
| - | 19 | da Silva Pedreira Junior Mario | - | - | - | - | |
| - | 15 | do Nascimento Pinto Rodrigo | - | 3 | 10 | 13 | |
| Others | | | - | - | - | - | |
| Total Team | | | 9 | 15 | 89 | 113 | 1.80 |



Serve

Avg. by set

| Team | Opponent errors & Team faults | Aces | Faults | Serve Hits | Total Attempts | Note |
|------|-------------------------------|------|--------|------------|----------------|------|
| | Opponent errors & Team faults | 43 | 1 | | 44 | |

| Rk | No | Name | Digs | Faults | Receptions | Total Attempts | Note |
|-------------------|----|--------------------------------|------|--------|------------|----------------|-------|
| 1 | 10 | Santos Sérgio Dutra | 16 | 6 | - | 22 | 3.20 |
| 2 | 1 | Rezende Bruno | 15 | 3 | - | 18 | 3.00 |
| 3 | 7 | Godoy Filho Gilberto | 10 | 2 | 2 | 14 | 2.00 |
| 4 | 15 | do Nascimento Pinto Rodrigo | 9 | 4 | - | 13 | 1.80 |
| 5 | 8 | Endres Murilo | 7 | 3 | - | 10 | 1.40 |
| 6 | 14 | Santana Rodrigo | 5 | 1 | - | 6 | 1.00 |
| 7 | 16 | Saatkamp Lucas | 2 | - | - | 2 | 0.40 |
| 8 | 6 | Neves Leandro Vissotto | 1 | - | - | 1 | 0.20 |
| 8 | 2 | Vieira de Oliveira Raphael | 1 | 1 | - | 2 | 0.20 |
| - | 3 | Carbonera Eder | - | - | - | - | |
| - | 5 | dos Santos Jr. Sidnei | - | - | - | - | |
| - | 11 | Alves Thiago Soares | - | - | - | - | |
| - | 12 | Tavares Joao Paulo | - | - | - | - | |
| - | 19 | da Silva Pedreira Junior Mario | - | - | - | - | |
| Others | | | - | - | - | - | |
| Total Team | | | 66 | 20 | 2 | 88 | 13.20 |



Dig

Avg. by set





P-3 VOLLEYBALL • Match players ranking

World League 2009
Pool D-Intercontinental Round



Match: 17 Date: 19.06.2009 Spectators: 10'000
City: Brasilia
Hall: Ginásio Nilson Nelson
Match duration: Start: 10:07 End: 12:24 Total: 2:17

| Teams | Sets | 1 | 2 | 3 | 4 | 5 | Total |
|--------------|------|------|------|------|------|------|-------|
| BRA | 3 | 25 | 26 | 25 | 23 | 15 | 114 |
| FIN | 2 | 22 | 28 | 16 | 25 | 9 | 100 |
| Set duration | | 0:27 | 0:32 | 0:24 | 0:29 | 0:13 | 2:05 |



BRA • Brazil



Set

Avg. by set

| Rk | No | Name | Running Sets | Faults | Still Sets | Total Attempts | Note |
|-------------------|----|--------------------------------|--------------|--------|------------|----------------|------|
| 1 | 1 | Rezende Bruno | 42 | 1 | 53 | 96 | 8.40 |
| 2 | 2 | Vieira de Oliveira Raphael | 2 | - | 3 | 5 | 0.40 |
| - | 3 | Carbonera Eder | - | - | - | - | |
| - | 5 | dos Santos Jr. Sidnei | - | - | - | - | |
| - | 6 | Neves Leandro Vissotto | - | - | - | - | |
| - | 7 | Godoy Filho Gilberto | - | - | 7 | 7 | |
| - | 11 | Alves Thiago Soares | - | - | - | - | |
| - | 12 | Tavares Joao Paulo | - | - | - | - | |
| - | 14 | Santana Rodrigo | - | - | 2 | 2 | |
| - | 15 | do Nascimento Pinto Rodrigo | - | - | 3 | 3 | |
| - | 16 | Saatkamp Lucas | - | - | 1 | 1 | |
| - | 19 | da Silva Pedreira Junior Mario | - | - | - | - | |
| - | 8 | Endres Murilo | - | 1 | 8 | 9 | |
| - | 10 | Santos Sérgio Dutra | - | 1 | 8 | 9 | |
| Others | | | - | - | - | - | |
| Total Team | | | 44 | 3 | 85 | 132 | 8.80 |



Reception

Eff. %
Limit: 25.00%

| Rk | No | Name | Excellents | Faults | Serve Receptions | Total Attempts | Note |
|-------------------|----|--------------------------------|------------|--------|------------------|----------------|-------|
| 1 | 10 | Santos Sérgio Dutra | 17 | 1 | 7 | 25 | 64.00 |
| 2 | 8 | Endres Murilo | 20 | 2 | 13 | 35 | 51.43 |
| - | 7 | Godoy Filho Gilberto | 5 | 2 | 7 | 14 | |
| - | 1 | Rezende Bruno | - | - | - | - | |
| - | 2 | Vieira de Oliveira Raphael | - | - | - | - | |
| - | 3 | Carbonera Eder | - | - | - | - | |
| - | 5 | dos Santos Jr. Sidnei | - | - | - | - | |
| - | 6 | Neves Leandro Vissotto | - | - | - | - | |
| - | 11 | Alves Thiago Soares | - | - | - | - | |
| - | 12 | Tavares Joao Paulo | - | - | - | - | |
| - | 14 | Santana Rodrigo | - | - | - | - | |
| - | 15 | do Nascimento Pinto Rodrigo | - | - | - | - | |
| - | 19 | da Silva Pedreira Junior Mario | - | - | - | - | |
| - | 16 | Saatkamp Lucas | - | 1 | 1 | 2 | |
| Others | | | - | - | - | - | |
| Total Team | | | 42 | 6 | 28 | 76 | 47.37 |




Match: 17 **Date:** 19.06.2009 **Spectators:** 10'000
City: Brasilia
Hall: Ginásio Nilson Nelson
Match duration: **Start:** 10:07 **End:** 12:24 **Total:** 2:17

| Teams | Sets | 1 | 2 | 3 | 4 | 5 | Total |
|---------------------|----------|------|------|------|------|------|-------|
| BRA | 3 | 25 | 26 | 25 | 23 | 15 | 114 |
| FIN | 2 | 22 | 28 | 16 | 25 | 9 | 100 |
| Set duration | | 0:27 | 0:32 | 0:24 | 0:29 | 0:13 | 2:05 |




FIN • Finland



Spike

Succ. %
Limit: 15.00%

| Rk | No | Name | Spikes | Faults | Shots | Total Attempts | Note |
|-------------------|----|---------------------|--------|--------|-------|----------------|-------|
| 1 | 5 | Siltala Antti | 12 | 7 | 16 | 35 | 34.29 |
| 2 | 13 | Oivanen Mikko | 17 | 8 | 27 | 52 | 32.69 |
| - | 7 | Hietanen Matti | 7 | 3 | 9 | 19 | |
| - | 15 | Oivanen Matti | 8 | 1 | 6 | 15 | |
| - | 18 | Lehtonen Jukka | 3 | - | 3 | 6 | |
| - | 2 | Markkula Joni | - | 3 | - | 3 | |
| - | 14 | Shumov Konstantin | 1 | - | 1 | 2 | |
| - | 1 | Mäntylä Jesse | - | - | - | - | |
| - | 4 | Ojansivu Olli-Pekka | - | - | - | - | |
| - | 8 | Tuominen Jari | - | - | - | - | |
| - | 9 | Määttä Kalle | - | - | - | - | |
| - | 19 | Hyvärinen Pasi | - | - | - | - | |
| Others | | | - | - | - | - | |
| Total Team | | | 48 | 22 | 62 | 132 | 36.36 |



Block

Avg. by set

| Rk | No | Name | Kill Blocks | Faults | Rebounds | Total Attempts | Note |
|-------------------|----|---------------------|-------------|--------|----------|----------------|------|
| 1 | 18 | Lehtonen Jukka | 3 | 3 | 6 | 12 | 0.60 |
| 1 | 15 | Oivanen Matti | 3 | 6 | 7 | 16 | 0.60 |
| 3 | 5 | Siltala Antti | 2 | 2 | 2 | 6 | 0.40 |
| 4 | 2 | Markkula Joni | 1 | 1 | 4 | 6 | 0.20 |
| 4 | 7 | Hietanen Matti | 1 | 3 | 4 | 8 | 0.20 |
| - | 1 | Mäntylä Jesse | - | - | - | - | |
| - | 4 | Ojansivu Olli-Pekka | - | - | - | - | |
| - | 8 | Tuominen Jari | - | - | - | - | |
| - | 9 | Määttä Kalle | - | - | - | - | |
| - | 14 | Shumov Konstantin | - | - | - | - | |
| - | 19 | Hyvärinen Pasi | - | - | - | - | |
| - | 13 | Oivanen Mikko | - | 1 | 4 | 5 | |
| Others | | | - | - | - | - | |
| Total Team | | | 10 | 16 | 27 | 53 | 2.00 |


Match: 17 **Date:** 19.06.2009 **Spectators:** 10'000
City: Brasilia
Hall: Ginásio Nilson Nelson
Match duration: **Start:** 10:07 **End:** 12:24 **Total:** 2:17

| Teams | Sets | 1 | 2 | 3 | 4 | 5 | Total |
|---------------------|----------|------|------|------|------|------|-------|
| BRA | 3 | 25 | 26 | 25 | 23 | 15 | 114 |
| FIN | 2 | 22 | 28 | 16 | 25 | 9 | 100 |
| Set duration | | 0:27 | 0:32 | 0:24 | 0:29 | 0:13 | 2:05 |



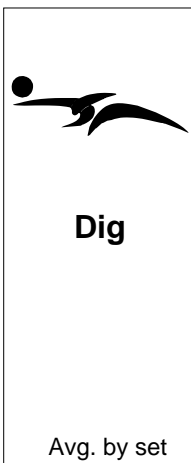
FIN • Finland

| Rk | No | Name | Aces | Faults | Serve Hits | Total Attempts | Note |
|-------------------|----|---------------------|------|--------|------------|----------------|------|
| 1 | 7 | Hietanen Matti | 4 | 7 | 14 | 25 | 0.80 |
| 2 | 2 | Markkula Joni | 1 | 2 | 16 | 19 | 0.20 |
| 2 | 5 | Siltala Antti | 1 | 3 | 10 | 14 | 0.20 |
| - | 1 | Mäntylä Jesse | - | - | - | - | |
| - | 8 | Tuominen Jari | - | - | 1 | 1 | |
| - | 9 | Määttä Kalle | - | - | - | - | |
| - | 14 | Shumov Konstantin | - | - | - | - | |
| - | 19 | Hyvärinen Pasi | - | - | - | - | |
| - | 18 | Lehtonen Jukka | - | 1 | 9 | 10 | |
| - | 15 | Oivanen Matti | - | 4 | 11 | 15 | |
| - | 13 | Oivanen Mikko | - | 4 | 7 | 11 | |
| - | 4 | Ojansivu Olli-Pekka | - | 2 | 2 | 4 | |
| Others | | | - | - | - | - | |
| Total Team | | | 6 | 23 | 70 | 99 | 1.20 |



| Team | Opponent errors & Team faults | Aces | Faults | Serve Hits | Total Attempts | Note |
|------|-------------------------------|------|--------|------------|----------------|------|
| | | 36 | 1 | | 37 | |

| Rk | No | Name | Digs | Faults | Receptions | Total Attempts | Note |
|-------------------|----|---------------------|------|--------|------------|----------------|-------|
| 1 | 19 | Hyvärinen Pasi | 13 | 14 | 3 | 30 | 2.60 |
| 2 | 5 | Siltala Antti | 12 | 4 | - | 16 | 2.40 |
| 3 | 2 | Markkula Joni | 8 | 8 | - | 16 | 1.60 |
| 4 | 7 | Hietanen Matti | 7 | 7 | - | 14 | 1.40 |
| 5 | 13 | Oivanen Mikko | 6 | 3 | - | 9 | 1.20 |
| 6 | 15 | Oivanen Matti | 3 | 2 | - | 5 | 0.60 |
| 7 | 18 | Lehtonen Jukka | 2 | 1 | - | 3 | 0.40 |
| - | 1 | Mäntylä Jesse | - | - | - | - | |
| - | 8 | Tuominen Jari | - | - | 1 | 1 | |
| - | 9 | Määttä Kalle | - | - | - | - | |
| - | 14 | Shumov Konstantin | - | - | - | - | |
| - | 4 | Ojansivu Olli-Pekka | - | 1 | - | 1 | |
| Others | | | - | - | - | - | |
| Total Team | | | 51 | 40 | 4 | 95 | 10.20 |



Match: 17 **Date:** 19.06.2009 **Spectators:** 10'000
City: Brasilia
Hall: Ginásio Nilson Nelson
Match duration: **Start:** 10:07 **End:** 12:24 **Total:** 2:17

| Teams | Sets | 1 | 2 | 3 | 4 | 5 | Total |
|---------------------|----------|------|------|------|------|------|-------|
| BRA | 3 | 25 | 26 | 25 | 23 | 15 | 114 |
| FIN | 2 | 22 | 28 | 16 | 25 | 9 | 100 |
| Set duration | | 0:27 | 0:32 | 0:24 | 0:29 | 0:13 | 2:05 |



FIN • Finland



Set

Avg. by set

| Rk | No | Name | Running Sets | Faults | Still Sets | Total Attempts | Note |
|-------------------|----|---------------------|--------------|--------|------------|----------------|------|
| 1 | 2 | Markkula Joni | 16 | 2 | 93 | 111 | 3.20 |
| - | 1 | Mäntylä Jesse | - | - | - | - | |
| - | 4 | Ojansivu Olli-Pekka | - | - | - | - | |
| - | 5 | Siltala Antti | - | - | 5 | 5 | |
| - | 7 | Hietanen Matti | - | - | 1 | 1 | |
| - | 8 | Tuominen Jari | - | - | - | - | |
| - | 13 | Oivanen Mikko | - | - | 2 | 2 | |
| - | 14 | Shumov Konstantin | - | - | - | - | |
| - | 15 | Oivanen Matti | - | - | 3 | 3 | |
| - | 18 | Lehtonen Jukka | - | - | - | - | |
| - | 19 | Hyvärinen Pasi | - | - | 8 | 8 | |
| - | 9 | Määttä Kalle | - | 1 | 4 | 5 | |
| Others | | | - | - | - | - | |
| Total Team | | | 16 | 3 | 116 | 135 | 3.20 |



Reception

Eff. %
Limit: 25.00%

| Rk | No | Name | Excellents | Faults | Serve Receptions | Total Attempts | Note |
|-------------------|----|---------------------|------------|--------|------------------|----------------|-------|
| 1 | 19 | Hyvärinen Pasi | 21 | 3 | 12 | 36 | 50.00 |
| 2 | 7 | Hietanen Matti | 15 | 3 | 15 | 33 | 36.36 |
| - | 5 | Siltala Antti | 8 | 1 | 14 | 23 | |
| - | 15 | Oivanen Matti | 2 | - | 1 | 3 | |
| - | 1 | Mäntylä Jesse | 1 | - | - | 1 | |
| - | 2 | Markkula Joni | - | - | - | - | |
| - | 4 | Ojansivu Olli-Pekka | - | - | - | - | |
| - | 9 | Määttä Kalle | - | - | - | - | |
| - | 13 | Oivanen Mikko | - | - | - | - | |
| - | 14 | Shumov Konstantin | - | - | - | - | |
| - | 18 | Lehtonen Jukka | - | - | - | - | |
| - | 8 | Tuominen Jari | - | 2 | - | 2 | |
| Others | | | - | - | - | - | |
| Total Team | | | 47 | 9 | 42 | 98 | 38.78 |