


Match: 14 **Date:** 14.06.2009 **Spectators:** 2'967
City: Rotterdam
Hall: Sport Palace Ahoy
Match duration: **Start:** 15:07 **End:** 17:31 **Total:** 2:24

Teams	Sets	1	2	3	4	5	Total
NED	2	16	32	17	25	6	96
USA	3	25	30	25	20	15	115
Set duration		0:26	0:38	0:27	0:26	0:15	2:12




NED • Netherlands



Spike

Succ. %
Limit: 15.00%

Rk	No	Name	Spikes	Faults	Shots	Total Attempts	Note
1	4	Horstink Robert	22	4	17	43	51.16
2	10	Rauwerdink Jeroen	10	6	10	26	38.46
3	8	van Dijk Kay	8	5	14	27	29.63
-	9	Trommel Jeroen	9	3	2	14	
-	12	Kooistra Wytze	6	2	5	13	
-	14	Klapwijk Niels	8	2	3	13	
-	17	Bontje Rob	3	2	2	7	
-	3	van Harskamp Yannick	2	-	-	2	
-	5	van der Mark Bart-Jan	-	-	-	-	
-	6	Rademaker Roland	-	-	-	-	
-	7	Rademaker Richard	-	-	-	-	
-	11	Snippe Jan Willem	-	-	-	-	
-	15	Lorsheijd Lars	-	-	-	-	
-	18	Maan Jelte	-	-	-	-	
Others			-	-	-	-	
Total Team			68	24	53	145	46.90



Block

Avg. by set

Rk	No	Name	Kill Blocks	Faults	Rebounds	Total Attempts	Note
1	17	Bontje Rob	4	-	-	4	0.80
2	4	Horstink Robert	1	-	-	1	0.20
2	10	Rauwerdink Jeroen	1	-	-	1	0.20
2	12	Kooistra Wytze	1	-	-	1	0.20
-	3	van Harskamp Yannick	-	-	-	-	
-	5	van der Mark Bart-Jan	-	-	-	-	
-	6	Rademaker Roland	-	-	-	-	
-	7	Rademaker Richard	-	-	-	-	
-	8	van Dijk Kay	-	-	-	-	
-	9	Trommel Jeroen	-	-	-	-	
-	11	Snippe Jan Willem	-	-	-	-	
-	14	Klapwijk Niels	-	-	-	-	
-	15	Lorsheijd Lars	-	-	-	-	
-	18	Maan Jelte	-	-	-	-	
Others			-	-	-	-	
Total Team			7	-	-	7	1.40

Match: 14 **Date:** 14.06.2009 **Spectators:** 2'967
City: Rotterdam
Hall: Sport Palace Ahoy
Match duration: **Start:** 15:07 **End:** 17:31 **Total:** 2:24

Teams	Sets	1	2	3	4	5	Total
NED	2	16	32	17	25	6	96
USA	3	25	30	25	20	15	115
Set duration		0:26	0:38	0:27	0:26	0:15	2:12



NED • Netherlands



Serve

Avg. by set

Rk	No	Name	Aces	Faults	Serve Hits	Total Attempts	Note
1	14	Klapwijk Niels	1	1	7	9	0.20
1	10	Rauwerdink Jeroen	1	1	6	8	0.20
1	12	Kooistra Wytze	1	6	6	13	0.20
-	5	van der Mark Bart-Jan	-	-	-	-	
-	6	Rademaker Roland	-	-	1	1	
-	7	Rademaker Richard	-	-	-	-	
-	11	Snippe Jan Willem	-	-	2	2	
-	15	Lorsheijd Lars	-	-	-	-	
-	18	Maan Jelte	-	-	-	-	
-	9	Trommel Jeroen	-	1	10	11	
-	3	van Harskamp Yannick	-	2	12	14	
-	8	van Dijk Kay	-	2	8	10	
-	4	Horstink Robert	-	4	10	14	
-	17	Bontje Rob	-	4	10	14	
Others			-	-	-	-	
Total Team			3	21	72	96	0.60

Team

Opponent errors & Team faults	18	-		18	
-------------------------------	----	---	--	----	--



Dig

Avg. by set

Rk	No	Name	Digs	Faults	Receptions	Total Attempts	Note
1	18	Maan Jelte	15	8	-	23	3.00
2	4	Horstink Robert	10	1	-	11	2.00
3	10	Rauwerdink Jeroen	6	2	-	8	1.20
4	14	Klapwijk Niels	5	-	-	5	1.00
5	9	Trommel Jeroen	4	-	-	4	0.80
5	8	van Dijk Kay	4	2	-	6	0.80
5	3	van Harskamp Yannick	4	3	-	7	0.80
8	6	Rademaker Roland	2	-	-	2	0.40
8	12	Kooistra Wytze	2	-	-	2	0.40
10	17	Bontje Rob	1	-	-	1	0.20
-	5	van der Mark Bart-Jan	-	-	-	-	
-	7	Rademaker Richard	-	-	-	-	
-	11	Snippe Jan Willem	-	-	-	-	
-	15	Lorsheijd Lars	-	-	-	-	
Others			-	-	-	-	
Total Team			53	16	-	69	10.60



P-3 VOLLEYBALL • Match players ranking

World League 2009
Pool A-Intercontinental Round




Match: 14 **Date:** 14.06.2009 **Spectators:** 2'967
City: Rotterdam
Hall: Sport Palace Ahoy
Match duration: **Start:** 15:07 **End:** 17:31 **Total:** 2:24

Teams	Sets	1	2	3	4	5	Total
NED	2	16	32	17	25	6	96
USA	3	25	30	25	20	15	115
Set duration		0:26	0:38	0:27	0:26	0:15	2:12



NED • Netherlands



Set

Avg. by set

Rk	No	Name	Running Sets	Faults	Still Sets	Total Attempts	Note
1	3	van Harskamp Yannick	17	2	93	112	3.40
-	4	Horstink Robert	-	-	-	-	
-	5	van der Mark Bart-Jan	-	-	-	-	
-	6	Rademaker Roland	-	-	10	10	
-	7	Rademaker Richard	-	-	-	-	
-	8	van Dijk Kay	-	-	-	-	
-	9	Trommel Jeroen	-	-	-	-	
-	10	Rauwerdink Jeroen	-	-	-	-	
-	11	Snippe Jan Willem	-	-	-	-	
-	12	Kooistra Wytze	-	-	-	-	
-	14	Klapwijk Niels	-	-	-	-	
-	15	Lorsheijd Lars	-	-	-	-	
-	17	Bontje Rob	-	-	-	-	
-	18	Maan Jelte	-	-	-	-	
Others			-	-	-	-	
Total Team			17	2	103	122	3.40



Reception

Eff. %
Limit: 25.00%

Rk	No	Name	Excellents	Faults	Serve Receptions	Total Attempts	Note
1	18	Maan Jelte	14	1	16	31	41.94
2	10	Rauwerdink Jeroen	10	1	16	27	33.33
-	4	Horstink Robert	13	4	8	25	
-	9	Trommel Jeroen	7	2	13	22	
-	8	van Dijk Kay	1	-	-	1	
-	14	Klapwijk Niels	1	-	-	1	
-	3	van Harskamp Yannick	-	-	-	-	
-	5	van der Mark Bart-Jan	-	-	-	-	
-	6	Rademaker Roland	-	-	-	-	
-	7	Rademaker Richard	-	-	-	-	
-	11	Snippe Jan Willem	-	-	-	-	
-	12	Kooistra Wytze	-	-	-	-	
-	15	Lorsheijd Lars	-	-	-	-	
-	17	Bontje Rob	-	-	-	-	
Others			-	-	-	-	
Total Team			46	8	53	107	35.51




Match: 14 **Date:** 14.06.2009 **Spectators:** 2'967
City: Rotterdam
Hall: Sport Palace Ahoy
Match duration: **Start:** 15:07 **End:** 17:31 **Total:** 2:24

Teams	Sets	1	2	3	4	5	Total
NED	2	16	32	17	25	6	96
USA	3	25	30	25	20	15	115
Set duration		0:26	0:38	0:27	0:26	0:15	2:12




USA • USA



Spike

Succ. %
Limit: 15.00%

Rk	No	Name	Spikes	Faults	Shots	Total Attempts	Note
1	1	Anderson Matthew	14	1	9	24	58.33
2	2	Rooney Sean	19	6	13	38	50.00
3	3	Patak Evan	17	9	10	36	47.22
-	8	Hein Andrew	6	-	3	9	
-	4	Lee David	4	1	4	9	
-	7	Suxho Donald	1	-	1	2	
-	5	Lambourne Richard	-	-	-	-	
-	10	Smith David	-	-	-	-	
-	11	Billings Brook	-	-	-	-	
-	14	Hansen Kevin	-	-	-	-	
-	15	Holmes Russell	-	-	-	-	
-	16	Jablonsky Jayson	-	-	-	-	
-	18	Touzinsky Scott	-	-	-	-	
-	19	Reft Alfredo	-	-	-	-	
Others			-	-	-	-	
Total Team			61	17	40	118	51.69




Block

Avg. by set

Rk	No	Name	Kill Blocks	Faults	Rebounds	Total Attempts	Note
1	8	Hein Andrew	3	1	-	4	0.60
2	1	Anderson Matthew	2	-	-	2	0.40
3	2	Rooney Sean	1	-	-	1	0.20
3	3	Patak Evan	1	-	-	1	0.20
3	7	Suxho Donald	1	-	-	1	0.20
3	10	Smith David	1	-	-	1	0.20
-	4	Lee David	-	-	-	-	
-	5	Lambourne Richard	-	-	-	-	
-	11	Billings Brook	-	-	-	-	
-	14	Hansen Kevin	-	-	-	-	
-	15	Holmes Russell	-	-	-	-	
-	16	Jablonsky Jayson	-	-	-	-	
-	18	Touzinsky Scott	-	-	-	-	
-	19	Reft Alfredo	-	-	-	-	
Others			-	-	-	-	
Total Team			9	1	-	10	1.80

Match: 14 **Date:** 14.06.2009 **Spectators:** 2'967
City: Rotterdam
Hall: Sport Palace Ahoy
Match duration: **Start:** 15:07 **End:** 17:31 **Total:** 2:24

Teams	Sets	1	2	3	4	5	Total
NED	2	16	32	17	25	6	96
USA	3	25	30	25	20	15	115
Set duration		0:26	0:38	0:27	0:26	0:15	2:12



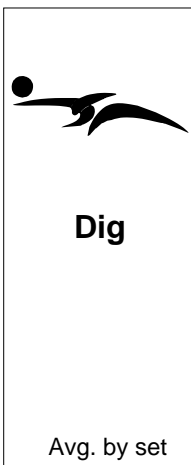
USA • USA

Rk	No	Name	Aces	Faults	Serve Hits	Total Attempts	Note
1	3	Patak Evan	4	1	19	24	0.80
2	4	Lee David	2	-	12	14	0.40
3	1	Anderson Matthew	1	2	21	24	0.20
3	8	Hein Andrew	1	1	8	10	0.20
-	5	Lambourne Richard	-	-	-	-	
-	10	Smith David	-	-	-	-	
-	11	Billings Brook	-	-	-	-	
-	14	Hansen Kevin	-	-	-	-	
-	15	Holmes Russell	-	-	-	-	
-	16	Jablonsky Jayson	-	-	-	-	
-	18	Touzinsky Scott	-	-	6	6	
-	19	Reft Alfredo	-	-	-	-	
-	2	Rooney Sean	-	1	15	16	
-	7	Suxho Donald	-	3	18	21	
Others			-	-	-	-	
Total Team			8	8	99	115	1.60



Team	Opponent errors & Team faults	Aces	Faults	Serve Hits	Total Attempts	Note
		37	-		37	

Rk	No	Name	Digs	Faults	Receptions	Total Attempts	Note
1	5	Lambourne Richard	22	3	-	25	4.40
2	7	Suxho Donald	11	2	-	13	2.20
3	2	Rooney Sean	9	2	-	11	1.80
4	3	Patak Evan	7	-	-	7	1.40
5	1	Anderson Matthew	5	1	-	6	1.00
6	4	Lee David	4	-	-	4	0.80
7	8	Hein Andrew	3	-	-	3	0.60
8	18	Touzinsky Scott	1	-	-	1	0.20
-	10	Smith David	-	-	-	-	
-	11	Billings Brook	-	-	-	-	
-	14	Hansen Kevin	-	-	-	-	
-	15	Holmes Russell	-	-	-	-	
-	16	Jablonsky Jayson	-	-	-	-	
-	19	Reft Alfredo	-	-	-	-	
Others			-	-	-	-	
Total Team			62	8	-	70	12.40






P-3 VOLLEYBALL • Match players ranking




World League 2009
Pool A-Intercontinental Round

Match: 14 Date: 14.06.2009 Spectators: 2'967
City: Rotterdam
Hall: Sport Palace Ahoy
Match duration: Start: 15:07 End: 17:31 Total: 2:24

Teams	Sets	1	2	3	4	5	Total
NED	2	16	32	17	25	6	96
USA	3	25	30	25	20	15	115
Set duration		0:26	0:38	0:27	0:26	0:15	2:12




USA • USA



Set

Avg. by set

Rk	No	Name	Running Sets	Faults	Still Sets	Total Attempts	Note
1	7	Suxho Donald	19	-	71	90	3.80
-	1	Anderson Matthew	-	-	-	-	
-	2	Rooney Sean	-	-	-	-	
-	3	Patak Evan	-	-	-	-	
-	4	Lee David	-	-	-	-	
-	5	Lambourne Richard	-	-	-	-	
-	8	Hein Andrew	-	-	-	-	
-	10	Smith David	-	-	-	-	
-	11	Billings Brook	-	-	-	-	
-	14	Hansen Kevin	-	-	-	-	
-	15	Holmes Russell	-	-	-	-	
-	16	Jablonsky Jayson	-	-	-	-	
-	18	Touzinsky Scott	-	-	-	-	
-	19	Reft Alfredo	-	-	-	-	
Others			-	-	-	-	
Total Team			19	-	71	90	3.80



Reception

Eff. %
Limit: 25.00%

Rk	No	Name	Excellents	Faults	Serve Receptions	Total Attempts	Note
1	5	Lambourne Richard	12	1	15	28	39.29
2	2	Rooney Sean	8	-	15	23	34.78
3	1	Anderson Matthew	7	2	14	23	21.74
-	3	Patak Evan	-	-	-	-	
-	4	Lee David	-	-	-	-	
-	7	Suxho Donald	-	-	-	-	
-	10	Smith David	-	-	-	-	
-	11	Billings Brook	-	-	-	-	
-	14	Hansen Kevin	-	-	-	-	
-	15	Holmes Russell	-	-	-	-	
-	16	Jablonsky Jayson	-	-	-	-	
-	18	Touzinsky Scott	-	-	-	-	
-	19	Reft Alfredo	-	-	-	-	
-	8	Hein Andrew	-	1	-	1	
Others			-	-	-	-	
Total Team			27	4	44	75	30.67

