


Match: 8 **Date:** 13.06.2009 **Spectators:** 2'944
City: Rotterdam
Hall: Ahoy Sport Palace
Match duration: **Start:** 17:07 **End:** 18:38 **Total:** 1:31

Teams	Sets	1	2	3	4	5	Total
NED	3	25	25	26			76
USA	0	22	19	24			65
Set duration		0:29	0:26	0:30			1:25




NED • Netherlands



Spike

Succ. %
Limit: 15.00%

Rk	No	Name	Spikes	Faults	Shots	Total Attempts	Note
1	4	Horstink Robert	16	2	9	27	59.26
2	9	Trommel Jeroen	8	2	4	14	57.14
3	12	Kooistra Wytze	9	2	5	16	56.25
4	8	van Dijk Kay	11	2	7	20	55.00
-	17	Bontje Rob	4	-	3	7	
-	10	Rauwerdink Jeroen	-	-	2	2	
-	3	van Harskamp Yannick	1	-	-	1	
-	5	van der Mark Bart-Jan	-	-	-	-	
-	6	Rademaker Roland	-	-	-	-	
-	7	Rademaker Richard	-	-	-	-	
-	11	Snippe Jan Willem	-	-	-	-	
-	14	Klapwijk Niels	-	-	-	-	
-	15	Lorsheijd Lars	-	-	-	-	
-	18	Maan Jelte	-	-	-	-	
Others			-	-	-	-	
Total Team			49	8	30	87	56.32



Block

Avg. by set


Rk	No	Name	Kill Blocks	Faults	Rebounds	Total Attempts	Note
1	8	van Dijk Kay	3	-	-	3	1.00
1	17	Bontje Rob	3	-	-	3	1.00
3	10	Rauwerdink Jeroen	1	-	-	1	0.33
3	12	Kooistra Wytze	1	-	-	1	0.33
-	3	van Harskamp Yannick	-	-	-	-	
-	4	Horstink Robert	-	-	-	-	
-	5	van der Mark Bart-Jan	-	-	-	-	
-	6	Rademaker Roland	-	-	-	-	
-	7	Rademaker Richard	-	-	-	-	
-	9	Trommel Jeroen	-	-	-	-	
-	11	Snippe Jan Willem	-	-	-	-	
-	14	Klapwijk Niels	-	-	-	-	
-	15	Lorsheijd Lars	-	-	-	-	
-	18	Maan Jelte	-	-	-	-	
Others			-	-	-	-	
Total Team			8	-	-	8	2.67

Match: 8 **Date:** 13.06.2009 **Spectators:** 2'944
City: Rotterdam
Hall: Ahoy Sport Palace
Match duration: **Start:** 17:07 **End:** 18:38 **Total:** 1:31

Teams	Sets	1	2	3	4	5	Total
NED	3	25	25	26			76
USA	0	22	19	24			65
Set duration		0:29	0:26	0:30			1:25



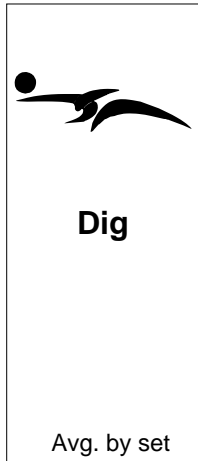
NED • Netherlands



Rk	No	Name	Aces	Faults	Serve Hits	Total Attempts	Note
1	4	Horstink Robert	2	1	10	13	0.67
2	17	Bontje Rob	1	2	7	10	0.33
2	12	Kooistra Wytze	1	4	2	7	0.33
-	5	van der Mark Bart-Jan	-	-	-	-	
-	6	Rademaker Roland	-	-	2	2	
-	7	Rademaker Richard	-	-	-	-	
-	10	Rauwerdink Jeroen	-	-	1	1	
-	14	Klapwijk Niels	-	-	-	-	
-	15	Lorsheijd Lars	-	-	-	-	
-	18	Maan Jelte	-	-	-	-	
-	3	van Harskamp Yannick	-	1	13	14	
-	8	van Dijk Kay	-	1	13	14	
-	9	Trommel Jeroen	-	4	9	13	
-	11	Snippe Jan Willem	-	1	-	1	
Others			-	-	-	-	
Total Team			4	14	57	75	1.33



Opponent errors & Team faults	15	-		15	
-------------------------------	----	---	--	----	--



Rk	No	Name	Digs	Faults	Receptions	Total Attempts	Note
1	18	Maan Jelte	14	-	-	14	4.67
2	9	Trommel Jeroen	7	1	-	8	2.33
3	4	Horstink Robert	5	1	-	6	1.67
4	8	van Dijk Kay	4	-	-	4	1.33
5	3	van Harskamp Yannick	2	-	-	2	0.67
5	17	Bontje Rob	2	-	-	2	0.67
7	5	van der Mark Bart-Jan	1	-	-	1	0.33
7	12	Kooistra Wytze	1	-	-	1	0.33
-	6	Rademaker Roland	-	-	-	-	
-	7	Rademaker Richard	-	-	-	-	
-	11	Snippe Jan Willem	-	-	-	-	
-	14	Klapwijk Niels	-	-	-	-	
-	15	Lorsheijd Lars	-	-	-	-	
-	10	Rauwerdink Jeroen	-	1	-	1	
Others			-	-	-	-	
Total Team			36	3	-	39	12.00



P-3 VOLLEYBALL • Match players ranking

World League 2009
Pool A-Intercontinental Round



Match: 8 Date: 13.06.2009 Spectators: 2'944
City: Rotterdam
Hall: Ahoy Sport Palace
Match duration: Start: 17:07 End: 18:38 Total: 1:31

Teams	Sets	1	2	3	4	5	Total
NED	3	25	25	26			76
USA	0	22	19	24			65
Set duration		0:29	0:26	0:30			1:25



NED • Netherlands



Set

Avg. by set

Rk	No	Name	Running Sets	Faults	Still Sets	Total Attempts	Note
1	3	van Harskamp Yannick	17	3	64	84	5.67
-	4	Horstink Robert	-	-	-	-	
-	5	van der Mark Bart-Jan	-	-	-	-	
-	6	Rademaker Roland	-	-	-	-	
-	7	Rademaker Richard	-	-	-	-	
-	8	van Dijk Kay	-	-	-	-	
-	9	Trommel Jeroen	-	-	-	-	
-	10	Rauwerdink Jeroen	-	-	-	-	
-	11	Snippe Jan Willem	-	-	-	-	
-	12	Kooistra Wytze	-	-	-	-	
-	14	Klapwijk Niels	-	-	-	-	
-	15	Lorsheijd Lars	-	-	-	-	
-	17	Bontje Rob	-	-	-	-	
-	18	Maan Jelte	-	-	-	-	
Others			-	-	-	-	
Total Team			17	3	64	84	5.67



Reception


Eff. %
Limit: 25.00%

Rk	No	Name	Excellents	Faults	Serve Receptions	Total Attempts	Note
1	9	Trommel Jeroen	7	-	10	17	41.18
2	4	Horstink Robert	12	1	14	27	40.74
-	18	Maan Jelte	8	-	5	13	
-	3	van Harskamp Yannick	-	-	-	-	
-	5	van der Mark Bart-Jan	-	-	-	-	
-	6	Rademaker Roland	-	-	-	-	
-	7	Rademaker Richard	-	-	-	-	
-	8	van Dijk Kay	-	-	-	-	
-	11	Snippe Jan Willem	-	-	-	-	
-	12	Kooistra Wytze	-	-	-	-	
-	14	Klapwijk Niels	-	-	-	-	
-	15	Lorsheijd Lars	-	-	-	-	
-	17	Bontje Rob	-	-	-	-	
-	10	Rauwerdink Jeroen	-	1	-	1	
Others			-	-	-	-	
Total Team			27	2	29	58	43.10




Match: 8 **Date:** 13.06.2009 **Spectators:** 2'944
City: Rotterdam
Hall: Ahoy Sport Palace
Match duration: **Start:** 17:07 **End:** 18:38 **Total:** 1:31

Teams	Sets	1	2	3	4	5	Total
NED	3	25	25	26			76
USA	0	22	19	24			65
Set duration		0:29	0:26	0:30			1:25




USA • USA



Spike

Succ. %
Limit: 15.00%

Rk	No	Name	Spikes	Faults	Shots	Total Attempts	Note
1	3	Patak Evan	9	1	7	17	52.94
2	1	Anderson Matthew	7	1	7	15	46.67
3	2	Rooney Sean	7	4	7	18	38.89
-	8	Hein Andrew	5	3	3	11	
-	11	Billings Brook	5	1	4	10	
-	4	Lee David	5	-	2	7	
-	18	Touzinsky Scott	2	1	-	3	
-	14	Hansen Kevin	-	1	1	2	
-	5	Lambourne Richard	-	-	-	-	
-	7	Suxho Donald	-	-	-	-	
-	10	Smith David	-	-	-	-	
-	15	Holmes Russell	-	-	-	-	
-	16	Jablonsky Jayson	-	-	-	-	
-	19	Reft Alfredo	-	-	-	-	
Others			-	-	-	-	
Total Team			40	12	31	83	48.19



Block

Avg. by set

Rk	No	Name	Kill Blocks	Faults	Rebounds	Total Attempts	Note
1	8	Hein Andrew	3	-	-	3	1.00
2	3	Patak Evan	1	-	-	1	0.33
2	4	Lee David	1	-	-	1	0.33
2	14	Hansen Kevin	1	-	-	1	0.33
2	1	Anderson Matthew	1	1	-	2	0.33
-	2	Rooney Sean	-	-	-	-	
-	5	Lambourne Richard	-	-	-	-	
-	7	Suxho Donald	-	-	-	-	
-	10	Smith David	-	-	-	-	
-	11	Billings Brook	-	-	-	-	
-	15	Holmes Russell	-	-	-	-	
-	16	Jablonsky Jayson	-	-	-	-	
-	18	Touzinsky Scott	-	-	-	-	
-	19	Reft Alfredo	-	-	-	-	
Others			-	-	-	-	
Total Team			7	1	-	8	2.33



P-3 VOLLEYBALL • Match players ranking




World League 2009
Pool A-Intercontinental Round

Match: 8 Date: 13.06.2009 Spectators: 2'944
City: Rotterdam
Hall: Ahoy Sport Palace
Match duration: Start: 17:07 End: 18:38 Total: 1:31

Teams	Sets	1	2	3	4	5	Total
NED	3	25	25	26			76
USA	0	22	19	24			65
Set duration		0:29	0:26	0:30			1:25



USA • USA




Serve

Avg. by set

Rk	No	Name	Aces	Faults	Serve Hits	Total Attempts	Note
1	4	Lee David	1	-	10	11	0.33
1	8	Hein Andrew	1	2	8	11	0.33
-	1	Anderson Matthew	-	-	7	7	
-	5	Lambourne Richard	-	-	-	-	
-	7	Suxho Donald	-	-	1	1	
-	10	Smith David	-	-	-	-	
-	14	Hansen Kevin	-	-	8	8	
-	15	Holmes Russell	-	-	-	-	
-	16	Jablonsky Jayson	-	-	-	-	
-	19	Reft Alfredo	-	-	-	-	
-	2	Rooney Sean	-	1	10	11	
-	18	Touzinsky Scott	-	1	5	6	
-	11	Billings Brook	-	1	2	3	
-	3	Patak Evan	-	3	5	8	
Others			-	-	-	-	
Total Team			2	8	56	66	0.67

Team

Opponent errors & Team faults	16	-		16	
-------------------------------	----	---	--	----	--



Dig

Avg. by set

Rk	No	Name	Digs	Faults	Receptions	Total Attempts	Note
1	5	Lambourne Richard	8	1	-	9	2.67
2	14	Hansen Kevin	7	1	-	8	2.33
3	1	Anderson Matthew	4	-	-	4	1.33
4	2	Rooney Sean	3	-	-	3	1.00
4	3	Patak Evan	3	-	-	3	1.00
4	7	Suxho Donald	3	-	-	3	1.00
7	4	Lee David	2	-	-	2	0.67
7	11	Billings Brook	2	-	-	2	0.67
9	8	Hein Andrew	1	-	-	1	0.33
-	10	Smith David	-	-	-	-	
-	15	Holmes Russell	-	-	-	-	
-	16	Jablonsky Jayson	-	-	-	-	
-	19	Reft Alfredo	-	-	-	-	
-	18	Touzinsky Scott	-	1	-	1	
Others			-	-	-	-	
Total Team			33	3	-	36	11.00






P-3 VOLLEYBALL • Match players ranking




World League 2009
Pool A-Intercontinental Round

Match: 8 Date: 13.06.2009 Spectators: 2'944
City: Rotterdam
Hall: Ahoy Sport Palace
Match duration: Start: 17:07 End: 18:38 Total: 1:31

Teams	Sets	1	2	3	4	5	Total
NED	3	25	25	26			76
USA	0	22	19	24			65
Set duration		0:29	0:26	0:30			1:25




USA • USA



Set

Avg. by set

Rk	No	Name	Running Sets	Faults	Still Sets	Total Attempts	Note
1	14	Hansen Kevin	12	-	49	61	4.00
2	7	Suxho Donald	1	-	4	5	0.33
-	1	Anderson Matthew	-	-	-	-	
-	2	Rooney Sean	-	-	-	-	
-	3	Patak Evan	-	-	-	-	
-	4	Lee David	-	-	-	-	
-	5	Lambourne Richard	-	-	-	-	
-	8	Hein Andrew	-	-	-	-	
-	10	Smith David	-	-	-	-	
-	11	Billings Brook	-	-	-	-	
-	15	Holmes Russell	-	-	-	-	
-	16	Jablonsky Jayson	-	-	-	-	
-	18	Touzinsky Scott	-	-	-	-	
-	19	Reft Alfredo	-	-	-	-	
Others			-	-	-	-	
Total Team			13	-	53	66	4.33



Reception

Eff. %
Limit: 25.00%

Rk	No	Name	Excellents	Faults	Serve Receptions	Total Attempts	Note
1	2	Rooney Sean	17	1	11	29	55.17
2	5	Lambourne Richard	6	4	6	16	12.50
-	1	Anderson Matthew	4	-	7	11	
-	18	Touzinsky Scott	3	-	-	3	
-	7	Suxho Donald	-	-	1	1	
-	3	Patak Evan	-	-	-	-	
-	4	Lee David	-	-	-	-	
-	8	Hein Andrew	-	-	-	-	
-	10	Smith David	-	-	-	-	
-	11	Billings Brook	-	-	-	-	
-	14	Hansen Kevin	-	-	-	-	
-	15	Holmes Russell	-	-	-	-	
-	16	Jablonsky Jayson	-	-	-	-	
-	19	Reft Alfredo	-	-	-	-	
Others			-	-	-	-	
Total Team			30	5	25	60	41.67

