

**Match:** 18 **Date:** 24.07.2011 **Spectators:** 250  
**City:** Trujillo  
**Hall:** Gran Chimu  
**Match duration:** **Start:** 9:30 **End:** 11:12 **Total:** 1:42

| Teams               | Sets     | 1    | 2    | 3    | 4    | 5 | Total |
|---------------------|----------|------|------|------|------|---|-------|
| <b>POL</b>          | <b>1</b> | 25   | 21   | 24   | 16   |   | 86    |
| <b>BEL</b>          | <b>3</b> | 20   | 25   | 26   | 25   |   | 96    |
| <b>Set duration</b> |          | 0:22 | 0:24 | 0:27 | 0:20 |   | 1:33  |



## POL • Poland



**Spike**

Succ. %  
Limit: 15.00%

| Rk                | No | Name                  | Spikes | Faults | Shots | Total Attempts | Note  |
|-------------------|----|-----------------------|--------|--------|-------|----------------|-------|
| 1                 | 16 | Czyznielewska Zuzanna | 18     | 8      | 13    | 39             | 46.15 |
| 2                 | 13 | Mucha Emilia          | 6      | 3      | 16    | 25             | 24.00 |
| -                 | 11 | Sliwinska Ewa         | 7      | 3      | 8     | 18             |       |
| -                 | 18 | Lyszkiewicz Koleta    | 3      | 5      | 8     | 16             |       |
| -                 | 10 | Sikorska Aleksandra   | 4      | 3      | 7     | 14             |       |
| -                 | 4  | Mikolajewska Ewelina  | 1      | 1      | 3     | 5              |       |
| -                 | 5  | Jasinska Gabriela     | -      | -      | 3     | 3              |       |
| -                 | 1  | Sosnowska Justyna     | 1      | -      | 1     | 2              |       |
| -                 | 8  | Lozowska Anna         | 1      | 1      | -     | 2              |       |
| -                 | 6  | Kajzer Emilia         | -      | -      | 1     | 1              |       |
| -                 | 7  | Grejman Anna          | -      | -      | -     | -              |       |
| -                 | 15 | Medynska Dorota       | -      | -      | -     | -              |       |
| <b>Others</b>     |    |                       | -      | -      | -     | -              |       |
| <b>Total Team</b> |    |                       | 41     | 24     | 60    | 125            | 32.80 |



**Block**

Avg. by set

| Rk                | No | Name                  | Kill Blocks | Faults | Rebounds | Total Attempts | Note |
|-------------------|----|-----------------------|-------------|--------|----------|----------------|------|
| 1                 | 16 | Czyznielewska Zuzanna | 6           | 3      | 4        | 13             | 1.50 |
| 2                 | 10 | Sikorska Aleksandra   | 4           | 2      | 9        | 15             | 1.00 |
| 3                 | 6  | Kajzer Emilia         | 1           | -      | 2        | 3              | 0.25 |
| 3                 | 18 | Lyszkiewicz Koleta    | 1           | -      | 1        | 2              | 0.25 |
| 3                 | 1  | Sosnowska Justyna     | 1           | 1      | 6        | 8              | 0.25 |
| 3                 | 5  | Jasinska Gabriela     | 1           | 1      | 3        | 5              | 0.25 |
| 3                 | 8  | Lozowska Anna         | 1           | 1      | 1        | 3              | 0.25 |
| -                 | 7  | Grejman Anna          | -           | -      | -        | -              |      |
| -                 | 15 | Medynska Dorota       | -           | -      | -        | -              |      |
| -                 | 11 | Sliwinska Ewa         | -           | 1      | 2        | 3              |      |
| -                 | 13 | Mucha Emilia          | -           | 8      | 8        | 16             |      |
| -                 | 4  | Mikolajewska Ewelina  | -           | 1      | -        | 1              |      |
| <b>Others</b>     |    |                       | -           | -      | -        | -              |      |
| <b>Total Team</b> |    |                       | 15          | 18     | 36       | 69             | 3.75 |

**Match:** 18 **Date:** 24.07.2011 **Spectators:** 250  
**City:** Trujillo  
**Hall:** Gran Chimu  
**Match duration:** Start: 9:30 End: 11:12 Total: 1:42

| Teams               | Sets     | 1    | 2    | 3    | 4    | 5 | Total |
|---------------------|----------|------|------|------|------|---|-------|
| <b>POL</b>          | <b>1</b> | 25   | 21   | 24   | 16   |   | 86    |
| <b>BEL</b>          | <b>3</b> | 20   | 25   | 26   | 25   |   | 96    |
| <b>Set duration</b> |          | 0:22 | 0:24 | 0:27 | 0:20 |   | 1:33  |



## POL • Poland

| Rk                | No | Name                  | Aces | Faults | Serve Hits | Total Attempts | Note |
|-------------------|----|-----------------------|------|--------|------------|----------------|------|
| 1                 | 16 | Czyznielewska Zuzanna | 3    | 2      | 11         | 16             | 0.75 |
| 2                 | 8  | Lozowska Anna         | 2    | -      | 6          | 8              | 0.50 |
| 3                 | 5  | Jasinska Gabriela     | 1    | -      | 8          | 9              | 0.25 |
| 3                 | 11 | Sliwinska Ewa         | 1    | -      | 7          | 8              | 0.25 |
| 3                 | 18 | Lyszkiewicz Koleta    | 1    | 1      | 7          | 9              | 0.25 |
| 3                 | 10 | Sikorska Aleksandra   | 1    | 3      | 10         | 14             | 0.25 |
| -                 | 1  | Sosnowska Justyna     | -    | -      | 5          | 5              |      |
| -                 | 4  | Mikolajewska Ewelina  | -    | -      | -          | -              |      |
| -                 | 7  | Grejman Anna          | -    | -      | -          | -              |      |
| -                 | 15 | Medynska Dorota       | -    | -      | -          | -              |      |
| -                 | 6  | Kajzer Emilia         | -    | 1      | 6          | 7              |      |
| -                 | 13 | Mucha Emilia          | -    | 2      | 9          | 11             |      |
| <b>Others</b>     |    |                       | -    | -      | -          | -              |      |
| <b>Total Team</b> |    |                       | 9    | 9      | 69         | 87             | 2.25 |

| Team | Opponent errors & Team faults | Aces | Faults | Serve Hits | Total Attempts | Note |
|------|-------------------------------|------|--------|------------|----------------|------|
|      | Opponent errors & Team faults | 21   | -      |            | 21             |      |

| Rk                | No | Name                  | Digs | Faults | Receptions | Total Attempts | Note  |
|-------------------|----|-----------------------|------|--------|------------|----------------|-------|
| 1                 | 15 | Medynska Dorota       | 11   | 5      | 3          | 19             | 2.75  |
| 2                 | 13 | Mucha Emilia          | 10   | 4      | -          | 14             | 2.50  |
| 3                 | 16 | Czyznielewska Zuzanna | 9    | 6      | 2          | 17             | 2.25  |
| 4                 | 5  | Jasinska Gabriela     | 8    | 2      | -          | 10             | 2.00  |
| 5                 | 10 | Sikorska Aleksandra   | 7    | 2      | -          | 9              | 1.75  |
| 6                 | 11 | Sliwinska Ewa         | 5    | 6      | 1          | 12             | 1.25  |
| 7                 | 18 | Lyszkiewicz Koleta    | 4    | -      | -          | 4              | 1.00  |
| 8                 | 4  | Mikolajewska Ewelina  | 2    | 4      | -          | 6              | 0.50  |
| 8                 | 6  | Kajzer Emilia         | 2    | 6      | -          | 8              | 0.50  |
| 10                | 1  | Sosnowska Justyna     | 1    | -      | -          | 1              | 0.25  |
| -                 | 7  | Grejman Anna          | -    | -      | -          | -              |       |
| -                 | 8  | Lozowska Anna         | -    | -      | -          | -              |       |
| <b>Others</b>     |    |                       | -    | -      | -          | -              |       |
| <b>Total Team</b> |    |                       | 59   | 35     | 6          | 100            | 14.75 |

**Match:** 18 **Date:** 24.07.2011 **Spectators:** 250  
**City:** Trujillo  
**Hall:** Gran Chimu  
**Match duration:** **Start:** 9:30 **End:** 11:12 **Total:** 1:42

| Teams               | Sets     | 1    | 2    | 3    | 4    | 5 | Total |
|---------------------|----------|------|------|------|------|---|-------|
| <b>POL</b>          | <b>1</b> | 25   | 21   | 24   | 16   |   | 86    |
| <b>BEL</b>          | <b>3</b> | 20   | 25   | 26   | 25   |   | 96    |
| <b>Set duration</b> |          | 0:22 | 0:24 | 0:27 | 0:20 |   | 1:33  |



## POL • Poland



**Set**

Avg. by set

| Rk                | No | Name                  | Running Sets | Faults | Still Sets | Total Attempts | Note |
|-------------------|----|-----------------------|--------------|--------|------------|----------------|------|
| 1                 | 6  | Kajzer Emilia         | 13           | -      | 32         | 45             | 3.25 |
| 1                 | 5  | Jasinska Gabriela     | 13           | 1      | 33         | 47             | 3.25 |
| -                 | 1  | Sosnowska Justyna     | -            | -      | 6          | 6              |      |
| -                 | 4  | Mikolajewska Ewelina  | -            | -      | 2          | 2              |      |
| -                 | 7  | Grejman Anna          | -            | -      | -          | -              |      |
| -                 | 8  | Lozowska Anna         | -            | -      | 1          | 1              |      |
| -                 | 10 | Sikorska Aleksandra   | -            | -      | 6          | 6              |      |
| -                 | 11 | Sliwinska Ewa         | -            | -      | -          | -              |      |
| -                 | 13 | Mucha Emilia          | -            | -      | 4          | 4              |      |
| -                 | 15 | Medynska Dorota       | -            | -      | 7          | 7              |      |
| -                 | 16 | Czyznielewska Zuzanna | -            | -      | 3          | 3              |      |
| -                 | 18 | Lyszkiewicz Koleta    | -            | -      | 1          | 1              |      |
| <b>Others</b>     |    |                       | -            | -      | -          | -              |      |
| <b>Total Team</b> |    |                       | 26           | 1      | 95         | 122            | 6.50 |



**Reception**

Eff. %  
Limit: 25.00%

| Rk                | No | Name                  | Excellents | Faults | Serve Receptions | Total Attempts | Note  |
|-------------------|----|-----------------------|------------|--------|------------------|----------------|-------|
| 1                 | 13 | Mucha Emilia          | 10         | 1      | 17               | 28             | 32.14 |
| -                 | 11 | Sliwinska Ewa         | 5          | 1      | 14               | 20             |       |
| -                 | 15 | Medynska Dorota       | 9          | 3      | 6                | 18             |       |
| -                 | 18 | Lyszkiewicz Koleta    | 2          | 2      | 9                | 13             |       |
| -                 | 1  | Sosnowska Justyna     | -          | -      | -                | -              |       |
| -                 | 6  | Kajzer Emilia         | -          | -      | -                | -              |       |
| -                 | 7  | Grejman Anna          | -          | -      | -                | -              |       |
| -                 | 8  | Lozowska Anna         | -          | -      | -                | -              |       |
| -                 | 10 | Sikorska Aleksandra   | -          | -      | -                | -              |       |
| -                 | 16 | Czyznielewska Zuzanna | -          | -      | -                | -              |       |
| -                 | 4  | Mikolajewska Ewelina  | -          | 1      | 4                | 5              |       |
| -                 | 5  | Jasinska Gabriela     | -          | 1      | -                | 1              |       |
| <b>Others</b>     |    |                       | -          | -      | -                | -              |       |
| <b>Total Team</b> |    |                       | 26         | 9      | 50               | 85             | 20.00 |



# P-3 VOLLEYBALL • Match players ranking




FIVB Women's Junior World Championship 2011

Pool C - Round 1

**Match:** 18 **Date:** 24.07.2011 **Spectators:** 250  
**City:** Trujillo  
**Hall:** Gran Chimu  
**Match duration:** **Start:** 9:30 **End:** 11:12 **Total:** 1:42

| Teams               | Sets     | 1    | 2    | 3    | 4    | 5 | Total |
|---------------------|----------|------|------|------|------|---|-------|
| <b>POL</b>          | <b>1</b> | 25   | 21   | 24   | 16   |   | 86    |
| <b>BEL</b>          | <b>3</b> | 20   | 25   | 26   | 25   |   | 96    |
| <b>Set duration</b> |          | 0:22 | 0:24 | 0:27 | 0:20 |   | 1:33  |


## BEL • Belgium



**Spike**

Succ. %  
Limit: 15.00%

| Rk                | No | Name                | Spikes | Faults | Shots | Total Attempts | Note  |
|-------------------|----|---------------------|--------|--------|-------|----------------|-------|
| 1                 | 1  | Van Hecke Lise      | 33     | 8      | 21    | 62             | 53.23 |
| -                 | 18 | El Houssine Valérie | 5      | 2      | 14    | 21             |       |
| -                 | 17 | Coppens Sarah       | 9      | 3      | 5     | 17             |       |
| -                 | 6  | Brugman Delfien     | -      | 2      | 13    | 15             |       |
| -                 | 9  | Van De Vijver Ilka  | 2      | 1      | 7     | 10             |       |
| -                 | 16 | Penders Lotte       | -      | 4      | 3     | 7              |       |
| -                 | 12 | Hervent Linde       | 1      | 1      | 4     | 6              |       |
| -                 | 7  | Cianci Lorena       | -      | 2      | 1     | 3              |       |
| -                 | 2  | Ruyschaert Britt    | -      | -      | -     | -              |       |
| -                 | 8  | Ruyschaert Elien    | -      | -      | -     | -              |       |
| -                 | 11 | Van Nimmen Sophie   | -      | -      | -     | -              |       |
| -                 | 15 | Lauwers Tara        | -      | -      | -     | -              |       |
| <b>Others</b>     |    |                     | -      | -      | -     | -              |       |
| <b>Total Team</b> |    |                     | 50     | 23     | 68    | 141            | 35.46 |



**Block**

Avg. by set

| Rk                | No | Name                | Kill Blocks | Faults | Rebounds | Total Attempts | Note |
|-------------------|----|---------------------|-------------|--------|----------|----------------|------|
| 1                 | 17 | Coppens Sarah       | 5           | 1      | 5        | 11             | 1.25 |
| 2                 | 1  | Van Hecke Lise      | 3           | 1      | 7        | 11             | 0.75 |
| 2                 | 12 | Hervent Linde       | 3           | 4      | 3        | 10             | 0.75 |
| 4                 | 18 | El Houssine Valérie | 1           | -      | 2        | 3              | 0.25 |
| 4                 | 9  | Van De Vijver Ilka  | 1           | 4      | 5        | 10             | 0.25 |
| -                 | 2  | Ruyschaert Britt    | -           | -      | -        | -              |      |
| -                 | 6  | Brugman Delfien     | -           | -      | 1        | 1              |      |
| -                 | 7  | Cianci Lorena       | -           | -      | -        | -              |      |
| -                 | 8  | Ruyschaert Elien    | -           | -      | -        | -              |      |
| -                 | 11 | Van Nimmen Sophie   | -           | -      | -        | -              |      |
| -                 | 15 | Lauwers Tara        | -           | -      | -        | -              |      |
| -                 | 16 | Penders Lotte       | -           | -      | 1        | 1              |      |
| <b>Others</b>     |    |                     | -           | -      | -        | -              |      |
| <b>Total Team</b> |    |                     | 13          | 10     | 24       | 47             | 3.25 |



**Match:** 18 **Date:** 24.07.2011 **Spectators:** 250  
**City:** Trujillo  
**Hall:** Gran Chimu  
**Match duration:** **Start:** 9:30 **End:** 11:12 **Total:** 1:42

| Teams               | Sets     | 1    | 2    | 3    | 4    | 5 | Total |
|---------------------|----------|------|------|------|------|---|-------|
| <b>POL</b>          | <b>1</b> | 25   | 21   | 24   | 16   |   | 86    |
| <b>BEL</b>          | <b>3</b> | 20   | 25   | 26   | 25   |   | 96    |
| <b>Set duration</b> |          | 0:22 | 0:24 | 0:27 | 0:20 |   | 1:33  |



## BEL • Belgium

| Rk                | No | Name                | Aces | Faults | Serve Hits | Total Attempts | Note |
|-------------------|----|---------------------|------|--------|------------|----------------|------|
| 1                 | 1  | Van Hecke Lise      | 4    | 2      | 6          | 12             | 1.00 |
| 2                 | 18 | El Houssine Valérie | 2    | 3      | 10         | 15             | 0.50 |
| 3                 | 9  | Van De Vijver Ilka  | 1    | -      | 18         | 19             | 0.25 |
| 3                 | 12 | Hervent Linde       | 1    | 3      | 19         | 23             | 0.25 |
| -                 | 2  | Ruysschaert Britt   | -    | -      | -          | -              |      |
| -                 | 7  | Cianci Lorena       | -    | -      | 2          | 2              |      |
| -                 | 8  | Ruysschaert Elien   | -    | -      | -          | -              |      |
| -                 | 11 | Van Nimmen Sophie   | -    | -      | -          | -              |      |
| -                 | 15 | Lauwers Tara        | -    | -      | -          | -              |      |
| -                 | 16 | Penders Lotte       | -    | -      | 6          | 6              |      |
| -                 | 17 | Coppens Sarah       | -    | 1      | 12         | 13             |      |
| -                 | 6  | Brugman Delfien     | -    | 1      | 4          | 5              |      |
| <b>Others</b>     |    |                     | -    | -      | -          | -              |      |
| <b>Total Team</b> |    |                     | 8    | 10     | 77         | 95             | 2.00 |

| Team | Opponent errors & Team faults | Aces | Faults | Serve Hits | Total Attempts | Note |
|------|-------------------------------|------|--------|------------|----------------|------|
|      | Opponent errors & Team faults | 25   | -      |            | 25             |      |

| Rk                | No | Name                | Digs | Faults | Receptions | Total Attempts | Note  |
|-------------------|----|---------------------|------|--------|------------|----------------|-------|
| 1                 | 9  | Van De Vijver Ilka  | 19   | 7      | 1          | 27             | 4.75  |
| 2                 | 18 | El Houssine Valérie | 15   | 1      | -          | 16             | 3.75  |
| 3                 | 2  | Ruysschaert Britt   | 13   | 6      | 1          | 20             | 3.25  |
| 4                 | 1  | Van Hecke Lise      | 11   | 6      | 1          | 18             | 2.75  |
| 5                 | 6  | Brugman Delfien     | 9    | 7      | -          | 16             | 2.25  |
| 6                 | 17 | Coppens Sarah       | 6    | 1      | 1          | 8              | 1.50  |
| 7                 | 12 | Hervent Linde       | 3    | 1      | -          | 4              | 0.75  |
| 8                 | 16 | Penders Lotte       | 1    | -      | -          | 1              | 0.25  |
| -                 | 8  | Ruysschaert Elien   | -    | -      | -          | -              |       |
| -                 | 11 | Van Nimmen Sophie   | -    | -      | -          | -              |       |
| -                 | 15 | Lauwers Tara        | -    | -      | -          | -              |       |
| -                 | 7  | Cianci Lorena       | -    | 1      | -          | 1              |       |
| <b>Others</b>     |    |                     | -    | -      | -          | -              |       |
| <b>Total Team</b> |    |                     | 77   | 30     | 4          | 111            | 19.25 |


**Match:** 18 **Date:** 24.07.2011 **Spectators:** 250  
**City:** Trujillo  
**Hall:** Gran Chimu  
**Match duration:** **Start:** 9:30 **End:** 11:12 **Total:** 1:42

| Teams               | Sets     | 1    | 2    | 3    | 4    | 5 | Total |
|---------------------|----------|------|------|------|------|---|-------|
| <b>POL</b>          | <b>1</b> | 25   | 21   | 24   | 16   |   | 86    |
| <b>BEL</b>          | <b>3</b> | 20   | 25   | 26   | 25   |   | 96    |
| <b>Set duration</b> |          | 0:22 | 0:24 | 0:27 | 0:20 |   | 1:33  |



## BEL • Belgium


| Rk                | No | Name                | Running Sets | Faults | Still Sets | Total Attempts | Note |
|-------------------|----|---------------------|--------------|--------|------------|----------------|------|
| 1                 | 9  | Van De Vijver Ilka  | 13           | 1      | 94         | 108            | 3.25 |
| -                 | 1  | Van Hecke Lise      | -            | -      | 2          | 2              |      |
| -                 | 2  | Ruysschaert Britt   | -            | -      | 15         | 15             |      |
| -                 | 6  | Brugman Delfien     | -            | -      | 2          | 2              |      |
| -                 | 7  | Cianci Lorena       | -            | -      | -          | -              |      |
| -                 | 8  | Ruysschaert Elien   | -            | -      | -          | -              |      |
| -                 | 11 | Van Nimmen Sophie   | -            | -      | -          | -              |      |
| -                 | 15 | Lauwers Tara        | -            | -      | -          | -              |      |
| -                 | 16 | Penders Lotte       | -            | -      | -          | -              |      |
| -                 | 17 | Coppens Sarah       | -            | -      | 1          | 1              |      |
| -                 | 12 | Hervent Linde       | -            | 1      | 6          | 7              |      |
| -                 | 18 | El Houssine Valérie | -            | 1      | 5          | 6              |      |
| <b>Others</b>     |    |                     | -            | -      | -          | -              |      |
| <b>Total Team</b> |    |                     | 13           | 3      | 125        | 141            | 3.25 |



**Set**

Avg. by set

| Rk                | No | Name                | Excellents | Faults | Serve Receptions | Total Attempts | Note  |
|-------------------|----|---------------------|------------|--------|------------------|----------------|-------|
| 1                 | 2  | Ruysschaert Britt   | 10         | 6      | 16               | 32             | 12.50 |
| -                 | 18 | El Houssine Valérie | 9          | 1      | 9                | 19             |       |
| -                 | 6  | Brugman Delfien     | 6          | 2      | 11               | 19             |       |
| -                 | 16 | Penders Lotte       | 1          | 1      | 2                | 4              |       |
| -                 | 7  | Cianci Lorena       | 1          | -      | 2                | 3              |       |
| -                 | 12 | Hervent Linde       | -          | -      | 1                | 1              |       |
| -                 | 1  | Van Hecke Lise      | -          | -      | -                | -              |       |
| -                 | 8  | Ruysschaert Elien   | -          | -      | -                | -              |       |
| -                 | 9  | Van De Vijver Ilka  | -          | -      | -                | -              |       |
| -                 | 11 | Van Nimmen Sophie   | -          | -      | -                | -              |       |
| -                 | 15 | Lauwers Tara        | -          | -      | -                | -              |       |
| -                 | 17 | Coppens Sarah       | -          | -      | -                | -              |       |
| <b>Others</b>     |    |                     | -          | -      | -                | -              |       |
| <b>Total Team</b> |    |                     | 27         | 10     | 41               | 78             | 21.79 |



**Reception**

Eff. %  
Limit: 25.00%