



P-3 VOLLEYBALL • Match players ranking

2009 FIVB Women's Junior World Championship
Pool H - Round 2 / Places 9-16



Match: 44 **Date:** 22.07.2009 **Spectators:** 587
City: Tijuana
Hall: Gimnasio Centro de Alto Rendimiento BC
Match duration: **Start:** 16:00 **End:** 18:06 **Total:** 2:06

Teams	Sets	1	2	3	4	5	Total
CZE	3	20	23	25	25	15	108
POL	2	25	25	17	21	12	100
Set duration		0:22	0:29	0:23	0:27	0:13	1:54



CZE • Czech Republic



Spike

Succ. %
Limit: 15.00%

Rk	No	Name	Spikes	Faults	Shots	Total Attempts	Note
1	11	Vanzurova Tereza	24	5	20	49	48.98
2	4	Kvapilova Michala	8	3	20	31	25.81
3	14	Melicharkova Sarka	6	6	17	29	20.69
-	5	Svobodnikova Ivona	5	3	13	21	
-	12	Honkova Alena	3	-	8	11	
-	15	Vincourova Pavla	2	1	8	11	
-	18	Rozkydalkova Pavla	1	1	6	8	
-	2	Vesela Lucie	-	-	3	3	
-	7	Durianova Michaela	1	-	1	2	
-	10	Zoulova Kristyna	-	-	2	2	
-	13	Stankova Romana	-	-	1	1	
-	3	Preslova Blanka	-	-	-	-	
Others			-	-	-	-	
Total Team			50	19	99	168	29.76



Block

Avg. by set

Rk	No	Name	Kill Blocks	Faults	Rebounds	Total Attempts	Note
1	12	Honkova Alena	6	4	6	16	1.20
2	4	Kvapilova Michala	2	2	7	11	0.40
2	15	Vincourova Pavla	2	3	2	7	0.40
-	3	Preslova Blanka	-	-	-	-	
-	7	Durianova Michaela	-	-	-	-	
-	10	Zoulova Kristyna	-	-	-	-	
-	13	Stankova Romana	-	-	-	-	
-	18	Rozkydalkova Pavla	-	-	1	1	
-	2	Vesela Lucie	-	1	4	5	
-	11	Vanzurova Tereza	-	1	4	5	
-	5	Svobodnikova Ivona	-	3	9	12	
-	14	Melicharkova Sarka	-	4	2	6	
Others			-	-	-	-	
Total Team			10	18	35	63	2.00





P-3 VOLLEYBALL • Match players ranking

2009 FIVB Women's Junior World Championship
Pool H - Round 2 / Places 9-16



Match: 44 **Date:** 22.07.2009 **Spectators:** 587
City: Tijuana
Hall: Gimnasio Centro de Alto Rendimiento BC
Match duration: **Start:** 16:00 **End:** 18:06 **Total:** 2:06

Teams	Sets	1	2	3	4	5	Total
CZE	3	20	23	25	25	15	108
POL	2	25	25	17	21	12	100
Set duration		0:22	0:29	0:23	0:27	0:13	1:54



CZE • Czech Republic

Rk	No	Name	Aces	Faults	Serve Hits	Total Attempts	Note
1	4	Kvapilova Michala	3	2	15	20	0.60
1	15	Vincourova Pavla	3	2	12	17	0.60
3	3	Preslova Blanka	1	-	2	3	0.20
3	11	Vanzurova Tereza	1	-	20	21	0.20
3	14	Melicharkova Sarka	1	-	15	16	0.20
-	2	Vesela Lucie	-	-	4	4	
-	5	Svobodnikova Ivona	-	-	13	13	
-	7	Durianova Michaela	-	-	-	-	
-	10	Zoulova Kristyna	-	-	-	-	
-	13	Stankova Romana	-	-	1	1	
-	18	Rozkydalkova Pavla	-	-	2	2	
-	12	Honkova Alena	-	1	10	11	
Others			-	-	-	-	
Total Team			9	5	94	108	1.80



Serve

Avg. by set

Team	Opponent errors & Team faults	Aces	Faults	Serve Hits	Total Attempts	Note
	Opponent errors & Team faults	39	9		48	

Rk	No	Name	Digs	Faults	Receptions	Total Attempts	Note
1	10	Zoulova Kristyna	15	6	12	33	3.00
2	5	Svobodnikova Ivona	7	2	7	16	1.40
3	4	Kvapilova Michala	3	13	5	21	0.60
4	11	Vanzurova Tereza	2	5	12	19	0.40
5	14	Melicharkova Sarka	1	4	7	12	0.20
5	18	Rozkydalkova Pavla	1	3	2	6	0.20
-	2	Vesela Lucie	-	-	1	1	
-	3	Preslova Blanka	-	-	-	-	
-	7	Durianova Michaela	-	-	-	-	
-	15	Vincourova Pavla	-	6	9	15	
-	12	Honkova Alena	-	3	4	7	
-	13	Stankova Romana	-	1	-	1	
Others			-	-	-	-	
Total Team			29	43	59	131	5.80



Dig

Avg. by set





P-3 VOLLEYBALL • Match players ranking

2009 FIVB Women's Junior World Championship
Pool H - Round 2 / Places 9-16



Match: 44 **Date:** 22.07.2009 **Spectators:** 587
City: Tijuana
Hall: Gimnasio Centro de Alto Rendimiento BC
Match duration: **Start:** 16:00 **End:** 18:06 **Total:** 2:06

Teams	Sets	1	2	3	4	5	Total
CZE	3	20	23	25	25	15	108
POL	2	25	25	17	21	12	100
Set duration		0:22	0:29	0:23	0:27	0:13	1:54



CZE • Czech Republic



Set

Avg. by set

Rk	No	Name	Running Sets	Faults	Still Sets	Total Attempts	Note
1	15	Vincourova Pavla	26	1	92	119	5.20
2	3	Preslova Blanka	2	-	8	10	0.40
3	5	Svobodnikova Ivona	1	-	8	9	0.20
-	2	Vesela Lucie	-	-	1	1	
-	4	Kvapilova Michala	-	-	5	5	
-	7	Durianova Michaela	-	-	-	-	
-	10	Zoulova Kristyna	-	-	7	7	
-	11	Vanzurova Tereza	-	-	5	5	
-	12	Honkova Alena	-	-	4	4	
-	13	Stankova Romana	-	-	-	-	
-	14	Melicharkova Sarka	-	-	1	1	
-	18	Rozkydalkova Pavla	-	-	1	1	
Others			-	-	-	-	
Total Team			29	1	132	162	5.80



Reception

Eff. %
Limit: 25.00%

Rk	No	Name	Excellents	Faults	Serve Receptions	Total Attempts	Note
1	4	Kvapilova Michala	14	2	12	28	42.86
2	10	Zoulova Kristyna	9	1	14	24	33.33
3	14	Melicharkova Sarka	8	1	13	22	31.82
-	18	Rozkydalkova Pavla	4	-	6	10	
-	13	Stankova Romana	1	1	2	4	
-	2	Vesela Lucie	-	-	-	-	
-	3	Preslova Blanka	-	-	-	-	
-	5	Svobodnikova Ivona	-	-	-	-	
-	7	Durianova Michaela	-	-	-	-	
-	11	Vanzurova Tereza	-	-	-	-	
-	12	Honkova Alena	-	-	-	-	
-	15	Vincourova Pavla	-	-	-	-	
Others			-	-	-	-	
Total Team			36	5	47	88	35.23





P-3 VOLLEYBALL • Match players ranking

2009 FIVB Women's Junior World Championship

Pool H - Round 2 / Places 9-16




Match: 44 **Date:** 22.07.2009 **Spectators:** 587
City: Tijuana
Hall: Gimnasio Centro de Alto Rendimiento BC
Match duration: **Start:** 16:00 **End:** 18:06 **Total:** 2:06

Teams	Sets	1	2	3	4	5	Total
CZE	3	20	23	25	25	15	108
POL	2	25	25	17	21	12	100
Set duration		0:22	0:29	0:23	0:27	0:13	1:54




POL • Poland



Spike

Succ. %
Limit: 15.00%

Rk	No	Name	Spikes	Faults	Shots	Total Attempts	Note
1	6	KALISZUK Tamara	16	7	31	54	29.63
2	7	BRYDA Katarzyna	8	4	19	31	25.81
-	14	CHMIEL Sylwia	4	3	11	18	
-	10	TOKARSKA Maja	9	2	6	17	
-	4	LISIECKA Katarzyna	3	-	9	12	
-	9	WOLOSZ Joanna	7	-	5	12	
-	8	PELC Sylwia	5	1	5	11	
-	3	MARTALEK Monika	2	1	4	7	
-	11	BULBAK Angelika	-	2	1	3	
-	13	SLIWA Izabela	-	-	1	1	
-	1	SZYMANSKA Aleksandra	-	-	-	-	
-	5	PASZNIK Aleksandra	-	-	-	-	
Others			-	-	-	-	
Total Team			54	20	92	166	32.53



Block

Avg. by set

Rk	No	Name	Kill Blocks	Faults	Rebounds	Total Attempts	Note
1	10	TOKARSKA Maja	6	3	6	15	1.20
2	3	MARTALEK Monika	3	3	8	14	0.60
3	9	WOLOSZ Joanna	2	1	6	9	0.40
4	7	BRYDA Katarzyna	1	-	1	2	0.20
4	8	PELC Sylwia	1	1	3	5	0.20
4	14	CHMIEL Sylwia	1	2	3	6	0.20
4	6	KALISZUK Tamara	1	5	4	10	0.20
-	1	SZYMANSKA Aleksandra	-	-	-	-	
-	5	PASZNIK Aleksandra	-	-	-	-	
-	11	BULBAK Angelika	-	-	2	2	
-	13	SLIWA Izabela	-	-	-	-	
-	4	LISIECKA Katarzyna	-	1	2	3	
Others			-	-	-	-	
Total Team			15	16	35	66	3.00





P-3 VOLLEYBALL • Match players ranking

2009 FIVB Women's Junior World Championship
Pool H - Round 2 / Places 9-16



Match: 44 **Date:** 22.07.2009 **Spectators:** 587
City: Tijuana
Hall: Gimnasio Centro de Alto Rendimiento BC
Match duration: **Start:** 16:00 **End:** 18:06 **Total:** 2:06

Teams	Sets	1	2	3	4	5	Total
CZE	3	20	23	25	25	15	108
POL	2	25	25	17	21	12	100
Set duration		0:22	0:29	0:23	0:27	0:13	1:54



POL • Poland

Rk	No	Name	Aces	Faults	Serve Hits	Total Attempts	Note
1	7	BRYDA Katarzyna	2	1	14	17	0.40
1	6	KALISZUK Tamara	2	3	12	17	0.40
3	10	TOKARSKA Maja	1	1	13	15	0.20
-	1	SZYMANSKA Aleksandra	-	-	-	-	
-	3	MARTALEK Monika	-	-	12	12	
-	4	LISIECKA Katarzyna	-	-	6	6	
-	5	PASZNIK Aleksandra	-	-	-	-	
-	11	BULBAK Angelika	-	-	-	-	
-	13	SLIWA Izabela	-	-	-	-	
-	9	WOLOSZ Joanna	-	1	12	13	
-	8	PELC Sylwia	-	3	8	11	
-	14	CHMIEL Sylwia	-	3	6	9	
Others			-	-	-	-	
Total Team			5	12	83	100	1.00

Serve

Avg. by set

Team	Opponent errors & Team faults	Aces	Faults	Serve Hits	Total Attempts	Note
		26	5		31	

Rk	No	Name	Digs	Faults	Receptions	Total Attempts	Note
1	6	KALISZUK Tamara	8	7	16	31	1.60
2	13	SLIWA Izabela	6	6	12	24	1.20
2	7	BRYDA Katarzyna	6	11	10	27	1.20
4	8	PELC Sylwia	2	1	4	7	0.40
4	10	TOKARSKA Maja	2	1	1	4	0.40
6	9	WOLOSZ Joanna	1	10	13	24	0.20
-	1	SZYMANSKA Aleksandra	-	-	-	-	
-	5	PASZNIK Aleksandra	-	-	-	-	
-	14	CHMIEL Sylwia	-	1	2	3	
-	4	LISIECKA Katarzyna	-	1	1	2	
-	3	MARTALEK Monika	-	3	2	5	
-	11	BULBAK Angelika	-	2	1	3	
Others			-	-	-	-	
Total Team			25	43	62	130	5.00

Dig

Avg. by set





P-3 VOLLEYBALL • Match players ranking

2009 FIVB Women's Junior World Championship
Pool H - Round 2 / Places 9-16



Match: 44 **Date:** 22.07.2009 **Spectators:** 587
City: Tijuana
Hall: Gimnasio Centro de Alto Rendimiento BC
Match duration: **Start:** 16:00 **End:** 18:06 **Total:** 2:06

Teams	Sets	1	2	3	4	5	Total
CZE	3	20	23	25	25	15	108
POL	2	25	25	17	21	12	100
Set duration		0:22	0:29	0:23	0:27	0:13	1:54




POL • Poland



Set

Avg. by set

Rk	No	Name	Running Sets	Faults	Still Sets	Total Attempts	Note
1	9	WOLOSZ Joanna	24	1	89	114	4.80
2	5	PASZNIK Aleksandra	1	-	6	7	0.20
2	10	TOKARSKA Maja	1	-	5	6	0.20
-	1	SZYMANSKA Aleksandra	-	-	-	-	
-	3	MARTALEK Monika	-	-	3	3	
-	4	LISIECKA Katarzyna	-	-	-	-	
-	6	KALISZUK Tamara	-	-	5	5	
-	7	BRYDA Katarzyna	-	-	9	9	
-	8	PELC Sylwia	-	-	5	5	
-	11	BULBAK Angelika	-	-	-	-	
-	13	SLIWA Izabela	-	1	5	6	
-	14	CHMIEL Sylwia	-	1	3	4	
Others			-	-	-	-	
Total Team			26	3	130	159	5.20



Reception

Eff. %
Limit: 25.00%

Rk	No	Name	Excellents	Faults	Serve Receptions	Total Attempts	Note
1	13	SLIWA Izabela	21	1	13	35	57.14
2	7	BRYDA Katarzyna	10	5	37	52	9.62
-	14	CHMIEL Sylwia	-	-	6	6	
-	11	BULBAK Angelika	2	2	1	5	
-	4	LISIECKA Katarzyna	1	1	2	4	
-	6	KALISZUK Tamara	1	-	-	1	
-	1	SZYMANSKA Aleksandra	-	-	-	-	
-	3	MARTALEK Monika	-	-	-	-	
-	5	PASZNIK Aleksandra	-	-	-	-	
-	8	PELC Sylwia	-	-	-	-	
-	9	WOLOSZ Joanna	-	-	-	-	
-	10	TOKARSKA Maja	-	-	-	-	
Others			-	-	-	-	
Total Team			35	9	59	103	25.24

