

Match: 13 **Date:** 17.07.2009 **Spectators:** 400
City: Mexicali
Hall: Auditoria del Estado Ciudad Deportiva
Match duration: Start: 18:00 End: 19:18 Total: 1:18

Teams	Sets	1	2	3	4	5	Total
POL	0	21	21	16			58
DOM	3	25	25	25			75
Set duration		0:24	0:25	0:23			1:12



POL • Poland

Spike

Succ. %
Limit: 15.00%

Rk	No	Name	Spikes	Faults	Shots	Total Attempts	Note
1	7	BRYDA Katarzyna	7	4	11	22	31.82
2	6	KALISZUK Tamara	5	7	11	23	21.74
-	10	TOKARSKA Maja	7	1	4	12	
-	4	LISIECKA Katarzyna	-	2	10	12	
-	3	MARTALEK Monika	1	3	6	10	
-	14	CHMIEL Sylwia	1	3	3	7	
-	8	PELC Sylwia	3	2	-	5	
-	9	WOLOSZ Joanna	1	-	3	4	
-	1	SZYMANSKA Aleksandra	-	-	-	-	
-	5	PASZNIK Aleksandra	-	-	-	-	
-	11	BULBAK Angelika	-	-	-	-	
-	13	SLIWA Izabela	-	-	-	-	
Others			-	-	-	-	
Total Team			25	22	48	95	26.32

Block

Avg. by set

Rk	No	Name	Kill Blocks	Faults	Rebounds	Total Attempts	Note
1	8	PELC Sylwia	2	-	2	4	0.67
1	10	TOKARSKA Maja	2	1	2	5	0.67
3	6	KALISZUK Tamara	1	2	2	5	0.33
3	14	CHMIEL Sylwia	1	1	-	2	0.33
3	7	BRYDA Katarzyna	1	6	2	9	0.33
-	1	SZYMANSKA Aleksandra	-	-	-	-	
-	5	PASZNIK Aleksandra	-	-	-	-	
-	11	BULBAK Angelika	-	-	-	-	
-	13	SLIWA Izabela	-	-	-	-	
-	4	LISIECKA Katarzyna	-	1	1	2	
-	9	WOLOSZ Joanna	-	1	1	2	
-	3	MARTALEK Monika	-	4	1	5	
Others			-	-	-	-	
Total Team			7	16	11	34	2.33



P-3 VOLLEYBALL • Match players ranking

2009 FIVB Women's Junior World Championship
Pool C - Round 1



Match: 13 **Date:** 17.07.2009 **Spectators:** 400
City: Mexicali
Hall: Auditoria del Estado Ciudad Deportiva
Match duration: **Start:** 18:00 **End:** 19:18 **Total:** 1:18

Teams	Sets	1	2	3	4	5	Total
POL	0	21	21	16			58
DOM	3	25	25	25			75
Set duration		0:24	0:25	0:23			1:12



POL • Poland

Rk	No	Name	Aces	Faults	Serve Hits	Total Attempts	Note
1	9	WOLOSZ Joanna	1	1	10	12	0.33
1	10	TOKARSKA Maja	1	1	7	9	0.33
1	8	PELC Sylwia	1	2	3	6	0.33
-	1	SZYMANSKA Aleksandra	-	-	-	-	
-	3	MARTALEK Monika	-	-	4	4	
-	5	PASZNIK Aleksandra	-	-	-	-	
-	11	BULBAK Angelika	-	-	-	-	
-	13	SLIWA Izabela	-	-	-	-	
-	6	KALISZUK Tamara	-	1	9	10	
-	4	LISIECKA Katarzyna	-	1	5	6	
-	7	BRYDA Katarzyna	-	3	7	10	
-	14	CHMIEL Sylwia	-	1	1	2	
Others			-	-	-	-	
Total Team			3	10	46	59	1.00



Serve

Avg. by set

Team	Opponent errors & Team faults	Aces	Faults	Serve Hits	Total Attempts	Note
	Opponent errors & Team faults	23	1		24	

Rk	No	Name	Digs	Faults	Receptions	Total Attempts	Note
1	6	KALISZUK Tamara	9	4	4	17	3.00
2	7	BRYDA Katarzyna	7	4	-	11	2.33
3	9	WOLOSZ Joanna	5	2	8	15	1.67
3	13	SLIWA Izabela	5	4	8	17	1.67
5	3	MARTALEK Monika	2	-	2	4	0.67
5	4	LISIECKA Katarzyna	2	4	7	13	0.67
7	14	CHMIEL Sylwia	1	-	-	1	0.33
-	1	SZYMANSKA Aleksandra	-	-	-	-	
-	5	PASZNIK Aleksandra	-	-	-	-	
-	8	PELC Sylwia	-	-	2	2	
-	10	TOKARSKA Maja	-	-	1	1	
-	11	BULBAK Angelika	-	-	1	1	
Others			-	1	-	1	
Total Team			31	19	33	83	10.33



Dig

Avg. by set




Match: 13 **Date:** 17.07.2009 **Spectators:** 400
City: Mexicali
Hall: Auditoria del Estado Ciudad Deportiva
Match duration: Start: 18:00 End: 19:18 Total: 1:18

Teams	Sets	1	2	3	4	5	Total
POL	0	21	21	16			58
DOM	3	25	25	25			75
Set duration		0:24	0:25	0:23			1:12




POL • Poland



Set

Avg. by set

Rk	No	Name	Running Sets	Faults	Still Sets	Total Attempts	Note
1	9	WOLOSZ Joanna	21	-	42	63	7.00
2	8	PELC Sylwia	1	-	2	3	0.33
-	1	SZYMANSKA Aleksandra	-	-	-	-	
-	3	MARTALEK Monika	-	-	1	1	
-	4	LISIECKA Katarzyna	-	-	-	-	
-	5	PASZNIK Aleksandra	-	-	-	-	
-	6	KALISZUK Tamara	-	-	2	2	
-	7	BRYDA Katarzyna	-	-	4	4	
-	10	TOKARSKA Maja	-	-	1	1	
-	11	BULBAK Angelika	-	-	-	-	
-	13	SLIWA Izabela	-	-	1	1	
-	14	CHMIEL Sylwia	-	-	2	2	
Others			-	-	-	-	
Total Team			22	-	55	77	7.33



Reception

Eff. %
Limit: 25.00%

Rk	No	Name	Excellents	Faults	Serve Receptions	Total Attempts	Note
1	13	SLIWA Izabela	11	2	10	23	39.13
2	7	BRYDA Katarzyna	13	4	15	32	28.13
-	4	LISIECKA Katarzyna	1	1	2	4	
-	14	CHMIEL Sylwia	1	-	2	3	
-	1	SZYMANSKA Aleksandra	-	-	-	-	
-	3	MARTALEK Monika	-	-	-	-	
-	5	PASZNIK Aleksandra	-	-	-	-	
-	6	KALISZUK Tamara	-	-	-	-	
-	8	PELC Sylwia	-	-	-	-	
-	9	WOLOSZ Joanna	-	-	-	-	
-	10	TOKARSKA Maja	-	-	-	-	
-	11	BULBAK Angelika	-	-	-	-	
Others			-	-	-	-	
Total Team			26	7	29	62	30.65



P-3 VOLLEYBALL • Match players ranking

2009 FIVB Women's Junior World Championship
Pool C - Round 1



Match: 13 **Date:** 17.07.2009 **Spectators:** 400
City: Mexicali
Hall: Auditoria del Estado Ciudad Deportiva
Match duration: **Start:** 18:00 **End:** 19:18 **Total:** 1:18

Teams	Sets	1	2	3	4	5	Total
POL	0	21	21	16			58
DOM	3	25	25	25			75
Set duration		0:24	0:25	0:23			1:12




DOM • Dominican Republic



Spike

Succ. %
Limit: 15.00%

Rk	No	Name	Spikes	Faults	Shots	Total Attempts	Note
1	2	Arias Perez Candida Estefany	7	1	6	14	50.00
2	10	Rodriguez Santos Jeoselyna	10	5	9	24	41.67
3	15	Eve Mejia Lisvel Elisa	8	5	10	23	34.78
-	5	Rodriguez Marifranchi	3	1	6	10	
-	13	Calcano Gonzalez Yenifer	2	-	5	7	
-	1	Fersola Norberto Marianne	1	1	-	2	
-	9	Marte Frica Niverka Dharlenis	-	-	1	1	
-	6	Binet Stephens Ana Yorkira	-	-	-	-	
-	7	Dominguez Martinez Camil Inmaculada	-	-	-	-	
-	8	Castillo Brenda	-	-	-	-	
-	11	Concepcion Contreras Marisol	-	-	-	-	
-	16	Moreno Martinez Erasma	-	-	-	-	
Others			-	-	-	-	
Total Team			31	13	37	81	38.27



Block

Avg. by set

Rk	No	Name	Kill Blocks	Faults	Rebounds	Total Attempts	Note
1	15	Eve Mejia Lisvel Elisa	4	1	2	7	1.33
2	10	Rodriguez Santos Jeoselyna	3	1	2	6	1.00
3	5	Rodriguez Marifranchi	2	6	-	8	0.67
4	1	Fersola Norberto Marianne	1	-	-	1	0.33
4	13	Calcano Gonzalez Yenifer	1	1	4	6	0.33
4	2	Arias Perez Candida Estefany	1	1	3	5	0.33
4	9	Marte Frica Niverka Dharlenis	1	2	1	4	0.33
-	6	Binet Stephens Ana Yorkira	-	-	-	-	
-	7	Dominguez Martinez Camil Inmaculada	-	-	-	-	
-	8	Castillo Brenda	-	-	-	-	
-	11	Concepcion Contreras Marisol	-	-	-	-	
-	16	Moreno Martinez Erasma	-	-	-	-	
Others			-	-	-	-	
Total Team			13	12	12	37	4.33





P-3 VOLLEYBALL • Match players ranking

2009 FIVB Women's Junior World Championship
Pool C - Round 1



Match: 13 **Date:** 17.07.2009 **Spectators:** 400
City: Mexicali
Hall: Auditoria del Estado Ciudad Deportiva
Match duration: **Start:** 18:00 **End:** 19:18 **Total:** 1:18

Teams	Sets	1	2	3	4	5	Total
POL	0	21	21	16			58
DOM	3	25	25	25			75
Set duration		0:24	0:25	0:23			1:12



DOM • Dominican Republic

Rk	No	Name	Aces	Faults	Serve Hits	Total Attempts	Note
1	10	Rodriguez Santos Jeoselyna	2	4	6	12	0.67
2	9	Marte Frica Niverka Dharlenis	1	1	15	17	0.33
2	13	Calcano Gonzalez Yenifer	1	1	10	12	0.33
-	7	Dominguez Martinez Camil Inmaculada	-	-	-	-	
-	8	Castillo Brenda	-	-	-	-	
-	11	Concepcion Contreras Marisol	-	-	-	-	
-	16	Moreno Martinez Erasma	-	-	-	-	
-	5	Rodriguez Marifranchi	-	1	11	12	
-	2	Arias Perez Candida Estefany	-	1	8	9	
-	15	Eve Mejia Lisvel Elisa	-	2	6	8	
-	1	Fersola Norberto Marianne	-	1	2	3	
-	6	Binet Stephens Ana Yorkira	-	1	-	1	
Others			-	-	-	-	
Total Team			4	12	58	74	1.33



Serve

Avg. by set

Team	Opponent errors & Team faults	Aces	Faults	Serve Hits	Total Attempts	Note
	Opponent errors & Team faults	27	-		27	

Rk	No	Name	Digs	Faults	Receptions	Total Attempts	Note
1	8	Castillo Brenda	14	4	15	33	4.67
2	15	Eve Mejia Lisvel Elisa	8	3	5	16	2.67
3	13	Calcano Gonzalez Yenifer	4	-	4	8	1.33
3	9	Marte Frica Niverka Dharlenis	4	1	4	9	1.33
3	10	Rodriguez Santos Jeoselyna	4	4	2	10	1.33
6	6	Binet Stephens Ana Yorkira	3	-	1	4	1.00
7	5	Rodriguez Marifranchi	2	-	1	3	0.67
8	2	Arias Perez Candida Estefany	1	-	1	2	0.33
-	1	Fersola Norberto Marianne	-	-	-	-	
-	7	Dominguez Martinez Camil Inmaculada	-	-	-	-	
-	11	Concepcion Contreras Marisol	-	-	-	-	
-	16	Moreno Martinez Erasma	-	-	-	-	
Others			-	3	-	3	
Total Team			40	15	33	88	13.33



Dig

Avg. by set





P-3 VOLLEYBALL • Match players ranking

2009 FIVB Women's Junior World Championship
Pool C - Round 1



Match: 13 **Date:** 17.07.2009 **Spectators:** 400
City: Mexicali
Hall: Auditoria del Estado Ciudad Deportiva
Match duration: **Start:** 18:00 **End:** 19:18 **Total:** 1:18

Teams	Sets	1	2	3	4	5	Total
POL	0	21	21	16			58
DOM	3	25	25	25			75
Set duration		0:24	0:25	0:23			1:12



DOM • Dominican Republic



Set

Avg. by set

Rk	No	Name	Running Sets	Faults	Still Sets	Total Attempts	Note
1	9	Marte Frica Niverka Dharlenis	29	2	36	67	9.67
2	8	Castillo Brenda	1	-	6	7	0.33
-	1	Fersola Norberto Marianne	-	-	-	-	
-	2	Arias Perez Candida Estefany	-	-	2	2	
-	5	Rodriguez Marifranchi	-	-	3	3	
-	6	Binet Stephens Ana Yorkira	-	-	-	-	
-	7	Dominguez Martinez Camil Inmaculada	-	-	-	-	
-	10	Rodriguez Santos Jeoselyna	-	-	-	-	
-	11	Concepcion Contreras Marisol	-	-	-	-	
-	13	Calcano Gonzalez Yenifer	-	-	-	-	
-	15	Eve Mejia Lisvel Elisa	-	-	-	-	
-	16	Moreno Martinez Erasma	-	-	-	-	
Others			-	-	-	-	
Total Team			30	2	47	79	10.00



Reception

Eff. %
Limit: 25.00%

Rk	No	Name	Excellents	Faults	Serve Receptions	Total Attempts	Note
1	8	Castillo Brenda	7	2	11	20	25.00
-	13	Calcano Gonzalez Yenifer	7	-	5	12	
-	15	Eve Mejia Lisvel Elisa	6	1	4	11	
-	6	Binet Stephens Ana Yorkira	1	-	4	5	
-	1	Fersola Norberto Marianne	-	-	-	-	
-	2	Arias Perez Candida Estefany	-	-	-	-	
-	5	Rodriguez Marifranchi	-	-	-	-	
-	7	Dominguez Martinez Camil Inmaculada	-	-	-	-	
-	9	Marte Frica Niverka Dharlenis	-	-	-	-	
-	10	Rodriguez Santos Jeoselyna	-	-	-	-	
-	11	Concepcion Contreras Marisol	-	-	-	-	
-	16	Moreno Martinez Erasma	-	-	-	-	
Others			-	1	-	1	
Total Team			21	4	24	49	34.69

