




P-3 VOLLEYBALL • Match players ranking

2009 FIVB Women's Junior World Championship
Pool D - Round 1



Match: 12 **Date:** 17.07.2009 **Spectators:** 320
City: Tijuana
Hall: Gimnasio Centro de Alto Rendimiento de BC
Match duration: **Start:** 14:00 **End:** 15:45 **Total:** 1:45

Teams	Sets	1	2	3	4	5	Total
USA	1	25	18	17	17		77
BUL	3	23	25	25	25		98
Set duration		0:26	0:23	0:22	0:25		1:36



USA • USA



Spike

Succ. %
Limit: 15.00%

Rk	No	Name	Spikes	Faults	Shots	Total Attempts	Note
1	3	Broekhuis Morgan	9	5	10	24	37.50
2	11	Spelman Hayley	6	3	13	22	27.27
3	7	Hunt Alexandra	6	5	19	30	20.00
-	5	Dowdy Amanda	7	1	9	17	
-	10	Olgard Alexis	9	1	7	17	
-	9	Shaw Sara	4	-	7	11	
-	6	Frederick Lilla	1	1	7	9	
-	1	Bateman Kendall	-	-	2	2	
-	4	Cook Karissa	1	-	-	1	
-	8	McCord Ashleigh	1	-	-	1	
-	2	Black Kelsey	-	-	-	-	
-	12	Woolridge Mallory	-	-	-	-	
Others			-	-	-	-	
Total Team			44	16	74	134	32.84



Block

Avg. by set

Rk	No	Name	Kill Blocks	Faults	Rebounds	Total Attempts	Note
1	5	Dowdy Amanda	3	4	5	12	0.75
2	10	Olgard Alexis	2	1	8	11	0.50
2	7	Hunt Alexandra	2	1	4	7	0.50
4	3	Broekhuis Morgan	1	-	5	6	0.25
4	8	McCord Ashleigh	1	-	1	2	0.25
4	6	Frederick Lilla	1	1	1	3	0.25
-	2	Black Kelsey	-	-	-	-	
-	4	Cook Karissa	-	-	3	3	
-	9	Shaw Sara	-	-	-	-	
-	12	Woolridge Mallory	-	-	-	-	
-	1	Bateman Kendall	-	1	1	2	
-	11	Spelman Hayley	-	2	2	4	
Others			-	-	-	-	
Total Team			10	10	30	50	2.50






P-3 VOLLEYBALL • Match players ranking

2009 FIVB Women's Junior World Championship
Pool D - Round 1



Match: 12 **Date:** 17.07.2009 **Spectators:** 320
City: Tijuana
Hall: Gimnasio Centro de Alto Rendimiento de BC
Match duration: **Start:** 14:00 **End:** 15:45 **Total:** 1:45

Teams	Sets	1	2	3	4	5	Total
USA	1	25	18	17	17		77
BUL	3	23	25	25	25		98
Set duration		0:26	0:23	0:22	0:25		1:36



USA • USA

Rk	No	Name	Aces	Faults	Serve Hits	Total Attempts	Note
1	8	McCord Ashleigh	1	1	2	4	0.25
-	1	Bateman Kendall	-	-	12	12	
-	2	Black Kelsey	-	-	-	-	
-	4	Cook Karissa	-	-	-	-	
-	6	Frederick Lilla	-	-	8	8	
-	12	Woolridge Mallory	-	-	-	-	
-	5	Dowdy Amanda	-	2	14	16	
-	7	Hunt Alexandra	-	3	11	14	
-	9	Shaw Sara	-	1	3	4	
-	10	Olgard Alexis	-	2	6	8	
-	11	Spelman Hayley	-	2	3	5	
-	3	Broekhuis Morgan	-	3	4	7	
Others			-	-	-	-	
Total Team			1	14	63	78	0.25



Serve

Avg. by set

Team	Opponent errors & Team faults	Aces	Faults	Serve Hits	Total Attempts	Note
		22	5		27	

Rk	No	Name	Digs	Faults	Receptions	Total Attempts	Note
1	2	Black Kelsey	6	13	16	35	1.50
2	7	Hunt Alexandra	5	3	2	10	1.25
3	3	Broekhuis Morgan	4	4	2	10	1.00
4	1	Bateman Kendall	2	2	6	10	0.50
4	6	Frederick Lilla	2	3	2	7	0.50
4	11	Spelman Hayley	2	3	1	6	0.50
7	8	McCord Ashleigh	1	2	2	5	0.25
7	4	Cook Karissa	1	3	1	5	0.25
7	9	Shaw Sara	1	4	-	5	0.25
-	12	Woolridge Mallory	-	-	-	-	
-	5	Dowdy Amanda	-	3	2	5	
-	10	Olgard Alexis	-	4	1	5	
Others			-	-	-	-	
Total Team			24	44	35	103	6.00



Dig

Avg. by set






P-3 VOLLEYBALL • Match players ranking

2009 FIVB Women's Junior World Championship
Pool D - Round 1




Match: 12 **Date:** 17.07.2009 **Spectators:** 320
City: Tijuana
Hall: Gimnasio Centro de Alto Rendimiento de BC
Match duration: **Start:** 14:00 **End:** 15:45 **Total:** 1:45

Teams	Sets	1	2	3	4	5	Total
USA	1	25	18	17	17		77
BUL	3	23	25	25	25		98
Set duration		0:26	0:23	0:22	0:25		1:36



USA • USA



Set

Avg. by set

Rk	No	Name	Running Sets	Faults	Still Sets	Total Attempts	Note
1	1	Bateman Kendall	25	2	79	106	6.25
2	4	Cook Karissa	10	1	25	36	2.50
-	2	Black Kelsey	-	-	13	13	
-	3	Broekhuis Morgan	-	-	-	-	
-	5	Dowdy Amanda	-	-	-	-	
-	6	Frederick Lilla	-	-	-	-	
-	7	Hunt Alexandra	-	-	2	2	
-	8	McCord Ashleigh	-	-	-	-	
-	9	Shaw Sara	-	-	2	2	
-	10	Olgard Alexis	-	-	1	1	
-	11	Spelman Hayley	-	-	-	-	
-	12	Woolridge Mallory	-	-	-	-	
Others			-	-	-	-	
Total Team			35	3	122	160	8.75



Reception

Eff. %
Limit: 25.00%

Rk	No	Name	Excellents	Faults	Serve Receptions	Total Attempts	Note
1	7	Hunt Alexandra	20	3	14	37	45.95
2	2	Black Kelsey	13	2	13	28	39.29
-	9	Shaw Sara	8	1	5	14	
-	6	Frederick Lilla	4	-	4	8	
-	8	McCord Ashleigh	-	-	1	1	
-	1	Bateman Kendall	-	-	-	-	
-	3	Broekhuis Morgan	-	-	-	-	
-	4	Cook Karissa	-	-	-	-	
-	5	Dowdy Amanda	-	-	-	-	
-	10	Olgard Alexis	-	-	-	-	
-	11	Spelman Hayley	-	-	-	-	
-	12	Woolridge Mallory	-	-	-	-	
Others			-	-	-	-	
Total Team			45	6	37	88	44.32



Match: 12 **Date:** 17.07.2009 **Spectators:** 320
City: Tijuana
Hall: Gimnasio Centro de Alto Rendimiento de BC
Match duration: **Start:** 14:00 **End:** 15:45 **Total:** 1:45

Teams	Sets	1	2	3	4	5	Total
USA	1	25	18	17	17		77
BUL	3	23	25	25	25		98
Set duration		0:26	0:23	0:22	0:25		1:36



BUL • Bulgaria

Spike

Succ. %
Limit: 15.00%

Rk	No	Name	Spikes	Faults	Shots	Total Attempts	Note
1	13	VASILEVA Elitsa	17	5	7	29	58.62
2	5	RABADZHIEVA Dobriana	15	5	13	33	45.45
3	9	TSVETANOVA Gabriela	13	2	16	31	41.94
-	1	GRIGOROVA Viktoriya	2	1	6	9	
-	11	RUSEVA Hristina	5	2	2	9	
-	3	KOLCHAGOVA Kristin	-	-	1	1	
-	6	NIKOLOVA Tsvetelina	-	-	1	1	
-	4	KITIPOVA Lora	-	-	-	-	
-	7	KAMBUROVA Ralitsa	-	-	-	-	
-	8	BONCHEVA Vesela	-	-	-	-	
-	12	ANDREEVA Boiyana	-	-	-	-	
-	14	BOGDANOVA Nora	-	-	-	-	
Others			-	-	-	-	
Total Team			52	15	46	113	46.02

Block

Avg. by set

Rk	No	Name	Kill Blocks	Faults	Rebounds	Total Attempts	Note
1	1	GRIGOROVA Viktoriya	4	3	10	17	1.00
2	9	TSVETANOVA Gabriela	2	-	5	7	0.50
2	5	RABADZHIEVA Dobriana	2	2	4	8	0.50
4	6	NIKOLOVA Tsvetelina	1	1	5	7	0.25
-	3	KOLCHAGOVA Kristin	-	-	-	-	
-	4	KITIPOVA Lora	-	-	-	-	
-	7	KAMBUROVA Ralitsa	-	-	-	-	
-	8	BONCHEVA Vesela	-	-	-	-	
-	12	ANDREEVA Boiyana	-	-	-	-	
-	13	VASILEVA Elitsa	-	-	4	4	
-	14	BOGDANOVA Nora	-	-	-	-	
-	11	RUSEVA Hristina	-	3	5	8	
Others			-	-	-	-	
Total Team			9	9	33	51	2.25



P-3 VOLLEYBALL • Match players ranking

2009 FIVB Women's Junior World Championship
Pool D - Round 1



Match: 12 **Date:** 17.07.2009 **Spectators:** 320
City: Tijuana
Hall: Gimnasio Centro de Alto Rendimiento de BC
Match duration: **Start:** 14:00 **End:** 15:45 **Total:** 1:45

Teams	Sets	1	2	3	4	5	Total
USA	1	25	18	17	17		77
BUL	3	23	25	25	25		98
Set duration		0:26	0:23	0:22	0:25		1:36



BUL • Bulgaria

Rk	No	Name	Aces	Faults	Serve Hits	Total Attempts	Note
1	5	RABADZHIEVA Dobriana	3	3	16	22	0.75
2	9	TSVETANOVA Gabriela	2	2	12	16	0.50
3	6	NIKOLOVA Tsvetelina	1	1	15	17	0.25
-	1	GRIGOROVA Viktoriya	-	-	11	11	
-	3	KOLCHAGOVA Kristin	-	-	-	-	
-	4	KITIPOVA Lora	-	-	-	-	
-	7	KAMBUROVA Ralitsa	-	-	-	-	
-	8	BONCHEVA Vesela	-	-	2	2	
-	11	RUSEVA Hristina	-	-	14	14	
-	12	ANDREEVA Boiyana	-	-	-	-	
-	14	BOGDANOVA Nora	-	-	-	-	
-	13	VASILEVA Elitsa	-	1	13	14	
Others			-	-	-	-	
Total Team			6	7	83	96	1.50



Serve

Avg. by set

Team	Opponent errors & Team faults	31	7		38	
------	-------------------------------	----	---	--	----	--

Rk	No	Name	Digs	Faults	Receptions	Total Attempts	Note
1	13	VASILEVA Elitsa	9	5	3	17	2.25
2	5	RABADZHIEVA Dobriana	5	1	4	10	1.25
3	3	KOLCHAGOVA Kristin	4	6	7	17	1.00
4	11	RUSEVA Hristina	3	4	2	9	0.75
4	9	TSVETANOVA Gabriela	3	12	8	23	0.75
6	6	NIKOLOVA Tsvetelina	1	6	9	16	0.25
6	1	GRIGOROVA Viktoriya	1	2	2	5	0.25
-	4	KITIPOVA Lora	-	-	-	-	
-	7	KAMBUROVA Ralitsa	-	-	-	-	
-	8	BONCHEVA Vesela	-	-	1	1	
-	12	ANDREEVA Boiyana	-	-	-	-	
-	14	BOGDANOVA Nora	-	-	-	-	
Others			-	-	-	-	
Total Team			26	36	36	98	6.50



Dig

Avg. by set





P-3 VOLLEYBALL • Match players ranking

2009 FIVB Women's Junior World Championship
Pool D - Round 1



Match: 12 **Date:** 17.07.2009 **Spectators:** 320
City: Tijuana
Hall: Gimnasio Centro de Alto Rendimiento de BC
Match duration: **Start:** 14:00 **End:** 15:45 **Total:** 1:45

Teams	Sets	1	2	3	4	5	Total
USA	1	25	18	17	17		77
BUL	3	23	25	25	25		98
Set duration		0:26	0:23	0:22	0:25		1:36



BUL • Bulgaria



Set

Avg. by set

Rk	No	Name	Running Sets	Faults	Still Sets	Total Attempts	Note
1	6	NIKOLOVA Tsvetelina	31	1	85	117	7.75
2	5	RABADZHIEVA Dobriana	1	-	3	4	0.25
-	1	GRIGOROVA Viktoriya	-	-	8	8	
-	3	KOLCHAGOVA Kristin	-	-	7	7	
-	4	KITIPOVA Lora	-	-	-	-	
-	7	KAMBUROVA Ralitsa	-	-	1	1	
-	8	BONCHEVA Vesela	-	-	-	-	
-	9	TSVETANOVA Gabriela	-	-	2	2	
-	11	RUSEVA Hristina	-	-	3	3	
-	12	ANDREEVA Boiyana	-	-	-	-	
-	13	VASILEVA Elitsa	-	-	1	1	
-	14	BOGDANOVA Nora	-	-	-	-	
Others			-	-	-	-	
Total Team			32	1	110	143	8.00



Reception

Eff. %
Limit: 25.00%

Rk	No	Name	Excellents	Faults	Serve Receptions	Total Attempts	Note
1	13	VASILEVA Elitsa	14	2	17	33	36.36
-	5	RABADZHIEVA Dobriana	10	-	5	15	
-	3	KOLCHAGOVA Kristin	10	-	3	13	
-	11	RUSEVA Hristina	-	-	2	2	
-	7	KAMBUROVA Ralitsa	-	-	1	1	
-	1	GRIGOROVA Viktoriya	-	-	-	-	
-	4	KITIPOVA Lora	-	-	-	-	
-	6	NIKOLOVA Tsvetelina	-	-	-	-	
-	8	BONCHEVA Vesela	-	-	-	-	
-	9	TSVETANOVA Gabriela	-	-	-	-	
-	12	ANDREEVA Boiyana	-	-	-	-	
-	14	BOGDANOVA Nora	-	-	-	-	
Others			-	-	-	-	
Total Team			34	2	28	64	50.00

