

Match: 56 **Date:** 29.07.2017 **Spectators:** 2'400
City: Ostrava
Hall: Winter Stadium Sareza Ostrava - Poruba
Match duration: **Start:** 19:20 **End:** 21:31 **Total:** 2:11

Teams	Sets	1	2	3	4	5	Total
CZE	1	27	20	21	20		88
POL	3	25	25	25	25		100
Set duration		0:32	0:31	0:30	0:29		2:02



CZE • Czech Republic



Spike

Succ. %
Limit: 15.00%

Rk	No	Name	Spikes	Faults	Shots	Total Attempts	Note
1	20	Toufarova Marie	10	5	7	22	45.45
2	1	Kossanyiova Andrea	10	5	9	24	41.67
3	4	Havlickova Aneta	8	3	11	22	36.36
4	12	Mlejnkova Michaela	9	6	12	27	33.33
-	15	Struskova Veronika	4	2	6	12	
-	8	Purchartova Barbora	4	1	5	10	
-	7	Nachmilnerova Iva	-	4	6	10	
-	3	Kohoutova Katerina	3	-	1	4	
-	19	Kojdova Petra	-	-	3	3	
-	18	Vincourova Pavla	-	1	1	2	
-	13	Bednářová Karolína	1	-	-	1	
-	6	Smutna Lucie	-	-	-	-	
-	11	Dostalova Veronika	-	-	-	-	
-	17	Vankova Nikola	-	-	-	-	
Others			-	-	-	-	
Total Team			49	27	61	137	35.77



Block

Avg. by set

Rk	No	Name	Kill Blocks	Faults	Rebounds	Total Attempts	Note
1	12	Mlejnkova Michaela	3	-	2	5	0.75
1	8	Purchartova Barbora	3	3	5	11	0.75
3	7	Nachmilnerova Iva	2	-	1	3	0.50
3	15	Struskova Veronika	2	1	7	10	0.50
5	4	Havlickova Aneta	1	1	4	6	0.25
5	18	Vincourova Pavla	1	3	2	6	0.25
5	1	Kossanyiova Andrea	1	2	-	3	0.25
5	20	Toufarova Marie	1	2	-	3	0.25
-	11	Dostalova Veronika	-	-	-	-	
-	13	Bednářová Karolína	-	-	-	-	
-	17	Vankova Nikola	-	-	-	-	
-	19	Kojdova Petra	-	-	-	-	
-	3	Kohoutova Katerina	-	2	-	2	
-	6	Smutna Lucie	-	1	-	1	
Others			-	-	-	-	
Total Team			14	15	21	50	3.50


Match: 56 **Date:** 29.07.2017 **Spectators:** 2'400
City: Ostrava
Hall: Winter Stadium Sareza Ostrava - Poruba
Match duration: **Start:** 19:20 **End:** 21:31 **Total:** 2:11

Teams	Sets	1	2	3	4	5	Total
CZE	1	27	20	21	20		88
POL	3	25	25	25	25		100
Set duration		0:32	0:31	0:30	0:29		2:02



CZE • Czech Republic

Rk	No	Name	Aces	Faults	Serve Hits	Total Attempts	Note
1	1	Kossanyiova Andrea	1	1	14	16	0.25
1	15	Struskova Veronika	1	1	8	10	0.25
1	8	Purchartova Barbora	1	1	7	9	0.25
1	6	Smutna Lucie	1	1	5	7	0.25
1	20	Toufarova Marie	1	2	4	7	0.25
-	4	Havlickova Aneta	-	-	4	4	
-	7	Nachmilnerova Iva	-	-	7	7	
-	11	Dostalova Veronika	-	-	-	-	
-	12	Mlejnkova Michaela	-	-	12	12	
-	13	Bednárová Karolína	-	-	2	2	
-	17	Vankova Nikola	-	-	-	-	
-	19	Kojdova Petra	-	-	-	-	
-	18	Vincourova Pavla	-	1	11	12	
-	3	Kohoutova Katerina	-	1	2	3	
Others			-	-	-	-	
Total Team			5	8	76	89	1.25




Serve

Avg. by set

Team	Opponent errors & Team faults	Aces	Faults	Total Attempts
	Opponent errors & Team faults	20	-	20

Rk	No	Name	Digs	Faults	Receptions	Total Attempts	Note
1	12	Mlejnkova Michaela	10	1	1	12	2.50
2	1	Kossanyiova Andrea	9	2	1	12	2.25
3	18	Vincourova Pavla	8	6	3	17	2.00
4	20	Toufarova Marie	7	1	-	8	1.75
5	11	Dostalova Veronika	6	1	1	8	1.50
6	6	Smutna Lucie	5	-	-	5	1.25
7	15	Struskova Veronika	4	1	-	5	1.00
8	13	Bednárová Karolína	2	-	-	2	0.50
8	7	Nachmilnerova Iva	2	1	-	3	0.50
10	3	Kohoutova Katerina	1	-	-	1	0.25
10	4	Havlickova Aneta	1	-	1	2	0.25
10	19	Kojdova Petra	1	-	-	1	0.25
10	8	Purchartova Barbora	1	1	-	2	0.25
-	17	Vankova Nikola	-	-	-	-	
Others			-	-	-	-	
Total Team			57	14	7	78	14.25



Dig

Avg. by set

Match: 56 **Date:** 29.07.2017 **Spectators:** 2'400
City: Ostrava
Hall: Winter Stadium Sareza Ostrava - Poruba
Match duration: **Start:** 19:20 **End:** 21:31 **Total:** 2:11

Teams	Sets	1	2	3	4	5	Total
CZE	1	27	20	21	20		88
POL	3	25	25	25	25		100
Set duration		0:32	0:31	0:30	0:29		2:02



CZE • Czech Republic

Set

Avg. by set

Rk	No	Name	Running Sets	Faults	Still Sets	Total Attempts	Note
1	18	Vincourova Pavla	30	3	62	95	7.50
2	6	Smutna Lucie	5	1	17	23	1.25
-	1	Kossanyiova Andrea	-	-	-	-	
-	3	Kohoutova Katerina	-	-	-	-	
-	4	Havlickova Aneta	-	-	-	-	
-	7	Nachmilnerova Iva	-	-	1	1	
-	8	Purchartova Barbora	-	-	-	-	
-	11	Dostalova Veronika	-	-	6	6	
-	12	Mlejnkova Michaela	-	-	2	2	
-	13	Bednárová Karolína	-	-	-	-	
-	15	Struskova Veronika	-	-	-	-	
-	17	Vankova Nikola	-	-	-	-	
-	19	Kojdova Petra	-	-	-	-	
-	20	Toufarova Marie	-	-	-	-	
Others			-	-	-	-	
Total Team			35	4	88	127	8.75

Reception

Eff. %
Limit: 25.00%


Rk	No	Name	Excellents	Faults	Serve Receptions	Total Attempts	Note
1	11	Dostalova Veronika	15	-	9	24	62.50
2	12	Mlejnkova Michaela	20	1	12	33	57.58
3	1	Kossanyiova Andrea	17	3	10	30	46.67
-	13	Bednárová Karolína	1	-	2	3	
-	8	Purchartova Barbora	-	-	2	2	
-	19	Kojdova Petra	-	-	1	1	
-	3	Kohoutova Katerina	-	-	-	-	
-	4	Havlickova Aneta	-	-	-	-	
-	6	Smutna Lucie	-	-	-	-	
-	7	Nachmilnerova Iva	-	-	-	-	
-	15	Struskova Veronika	-	-	-	-	
-	17	Vankova Nikola	-	-	-	-	
-	18	Vincourova Pavla	-	-	-	-	
-	20	Toufarova Marie	-	-	-	-	
Others			-	-	-	-	
Total Team			53	4	36	93	52.69

Match: 56 **Date:** 29.07.2017 **Spectators:** 2'400
City: Ostrava
Hall: Winter Stadium Sareza Ostrava - Poruba
Match duration: **Start:** 19:20 **End:** 21:31 **Total:** 2:11

Teams	Sets	1	2	3	4	5	Total
CZE	1	27	20	21	20		88
POL	3	25	25	25	25		100
Set duration		0:32	0:31	0:30	0:29		2:02




POL • Poland



Spike

Succ. %
Limit: 15.00%

Rk	No	Name	Spikes	Faults	Shots	Total Attempts	Note
1	5	Kakolewska Agnieszka	14	2	7	23	60.87
2	15	Grajber Martyna	8	4	10	22	36.36
3	17	Smarzek Malwina	14	5	22	41	34.15
4	12	Bociek Monika	7	3	12	22	31.82
-	7	Tomsia Berenika	4	8	5	17	
-	10	Efimienko Zuzanna	4	1	3	8	
-	4	Polak Patrycja	3	2	2	7	
-	14	Wolosz Joanna	3	-	1	4	
-	3	Alagierska Klaudia	-	-	-	-	
-	9	Krzos Aleksandra	-	-	-	-	
-	13	Witkowska Agata	-	-	-	-	
-	20	Plesnierowicz Marlena	-	-	-	-	
-	22	Brzoska Roksana	-	-	-	-	
-	25	Jasek Malgorzata	-	-	-	-	
Others			-	-	-	-	
Total Team			57	25	62	144	39.58



Block

Avg. by set

Rk	No	Name	Kill Blocks	Faults	Rebounds	Total Attempts	Note
1	5	Kakolewska Agnieszka	4	2	8	14	1.00
2	17	Smarzek Malwina	2	1	1	4	0.50
2	10	Efimienko Zuzanna	2	8	1	11	0.50
4	4	Polak Patrycja	1	-	-	1	0.25
4	12	Bociek Monika	1	4	3	8	0.25
-	3	Alagierska Klaudia	-	-	-	-	
-	9	Krzos Aleksandra	-	-	-	-	
-	13	Witkowska Agata	-	-	-	-	
-	20	Plesnierowicz Marlena	-	-	-	-	
-	22	Brzoska Roksana	-	-	-	-	
-	25	Jasek Malgorzata	-	-	-	-	
-	15	Grajber Martyna	-	1	1	2	
-	14	Wolosz Joanna	-	4	2	6	
-	7	Tomsia Berenika	-	3	1	4	
Others			-	-	-	-	
Total Team			10	23	17	50	2.50


Match: 56 **Date:** 29.07.2017 **Spectators:** 2'400
City: Ostrava
Hall: Winter Stadium Sareza Ostrava - Poruba
Match duration: **Start:** 19:20 **End:** 21:31 **Total:** 2:11

Teams	Sets	1	2	3	4	5	Total
CZE	1	27	20	21	20		88
POL	3	25	25	25	25		100
Set duration		0:32	0:31	0:30	0:29		2:02




POL • Poland

Rk	No	Name	Aces	Faults	Serve Hits	Total Attempts	Note
1	15	Grajber Martyna	1	-	19	20	0.25
1	4	Polak Patrycja	1	1	6	8	0.25
1	12	Bociek Monika	1	1	3	5	0.25
1	10	Efimienko Zuzanna	1	3	9	13	0.25
-	3	Alagierska Klaudia	-	-	-	-	
-	5	Kakolewska Agnieszka	-	-	12	12	
-	7	Tomsia Berenika	-	-	7	7	
-	9	Krzos Aleksandra	-	-	-	-	
-	13	Witkowska Agata	-	-	-	-	
-	17	Smarzek Malwina	-	-	15	15	
-	20	Plesnierowicz Marlena	-	-	-	-	
-	22	Brzoska Roksana	-	-	-	-	
-	25	Jasek Malgorzata	-	-	-	-	
-	14	Wolosz Joanna	-	1	18	19	
Others			-	-	-	-	
Total Team			4	6	89	99	1.00



Team	Opponent errors & Team faults	Aces	Faults	Total Attempts
		29	-	29

Rk	No	Name	Digs	Faults	Receptions	Total Attempts	Note
1	13	Witkowska Agata	27	3	1	31	6.75
2	14	Wolosz Joanna	12	-	3	15	3.00
3	15	Grajber Martyna	10	3	-	13	2.50
4	17	Smarzek Malwina	7	2	-	9	1.75
5	5	Kakolewska Agnieszka	5	2	1	8	1.25
5	12	Bociek Monika	5	3	-	8	1.25
7	7	Tomsia Berenika	3	-	1	4	0.75
8	4	Polak Patrycja	2	-	-	2	0.50
9	10	Efimienko Zuzanna	1	-	-	1	0.25
-	3	Alagierska Klaudia	-	-	-	-	
-	9	Krzos Aleksandra	-	-	-	-	
-	20	Plesnierowicz Marlena	-	-	-	-	
-	22	Brzoska Roksana	-	-	-	-	
-	25	Jasek Malgorzata	-	-	-	-	
Others			-	-	-	-	
Total Team			72	13	6	91	18.00




Match: 56 **Date:** 29.07.2017 **Spectators:** 2'400
City: Ostrava
Hall: Winter Stadium Sareza Ostrava - Poruba
Match duration: **Start:** 19:20 **End:** 21:31 **Total:** 2:11

Teams	Sets	1	2	3	4	5	Total
CZE	1	27	20	21	20		88
POL	3	25	25	25	25		100
Set duration		0:32	0:31	0:30	0:29		2:02




POL • Poland



Set

Avg. by set

Rk	No	Name	Running Sets	Faults	Still Sets	Total Attempts	Note
1	14	Wolosz Joanna	45	1	69	115	11.25
-	3	Alagierska Klaudia	-	-	-	-	
-	5	Kakolewska Agnieszka	-	-	3	3	
-	7	Tomsia Berenika	-	-	-	-	
-	9	Krzos Aleksandra	-	-	-	-	
-	10	Efimienko Zuzanna	-	-	-	-	
-	12	Bociek Monika	-	-	-	-	
-	13	Witkowska Agata	-	-	12	12	
-	15	Grajber Martyna	-	-	2	2	
-	17	Smarzek Malwina	-	-	1	1	
-	20	Plesnierowicz Marlena	-	-	-	-	
-	22	Brzoska Roksana	-	-	-	-	
-	25	Jasek Malgorzata	-	-	-	-	
-	4	Polak Patrycja	-	1	-	1	
Others			-	-	-	-	
Total Team			45	2	87	134	11.25



Reception

Eff. %
Limit: 25.00%

Rk	No	Name	Excellents	Faults	Serve Receptions	Total Attempts	Note
1	13	Witkowska Agata	18	1	3	22	77.27
2	15	Grajber Martyna	34	-	14	48	70.83
-	17	Smarzek Malwina	1	-	5	6	
-	3	Alagierska Klaudia	-	-	-	-	
-	7	Tomsia Berenika	-	-	-	-	
-	9	Krzos Aleksandra	-	-	-	-	
-	10	Efimienko Zuzanna	-	-	-	-	
-	12	Bociek Monika	-	-	-	-	
-	14	Wolosz Joanna	-	-	-	-	
-	20	Plesnierowicz Marlena	-	-	-	-	
-	22	Brzoska Roksana	-	-	-	-	
-	25	Jasek Malgorzata	-	-	-	-	
-	5	Kakolewska Agnieszka	-	1	1	2	
-	4	Polak Patrycja	-	2	-	2	
Others			-	-	-	-	
Total Team			53	4	23	80	61.25