


Match: 8 **Date:** 03.06.2016 **Spectators:** 1'200
City: Zielona Gora
Hall: HALA MOSiR
Match duration: Start: 20:10 End: 22:16 Total: 2:06

Teams	Sets	1	2	3	4	5	Total
POL	3	25	28	25	25		103
CAN	1	19	30	15	20		84
Set duration		0:25	0:34	0:25	0:26		1:50




POL • Poland



Spike

Succ. %
Limit: 15.00%

Rk	No	Name	Spikes	Faults	Shots	Total Attempts	Note
1	7	Tomsia Berenika	19	7	12	38	50.00
2	6	Grejman Anna	12	3	15	30	40.00
3	11	Kaliszuk Tamara	6	4	9	19	31.58
-	1	Kakolewska Agnieszka	10	-	3	13	
-	3	Ganszczyk Kamila	4	1	4	9	
-	18	Mucha Emilia	1	-	2	3	
-	10	Efimienko Zuzanna	-	-	2	2	
-	14	Wolosz Joanna	-	-	2	2	
-	17	Smarzek Malwina	1	-	1	2	
-	4	Sawicka Agata	-	-	-	-	
-	13	Durajczyk Agata	-	-	-	-	
-	15	Grajber Martyna	-	-	-	-	
-	16	Hawryla Magdalena	-	-	-	-	
-	20	Plesnierowicz Marlena	-	-	-	-	
Others			-	-	-	-	
Total Team			53	15	50	118	44.92



Block

Avg. by set

Rk	No	Name	Kill Blocks	Faults	Rebounds	Total Attempts	Note
1	7	Tomsia Berenika	4	2	5	11	1.00
1	3	Ganszczyk Kamila	4	7	6	17	1.00
3	1	Kakolewska Agnieszka	3	5	5	13	0.75
4	6	Grejman Anna	2	2	4	8	0.50
4	14	Wolosz Joanna	2	2	1	5	0.50
6	11	Kaliszuk Tamara	1	2	1	4	0.25
-	4	Sawicka Agata	-	-	-	-	
-	13	Durajczyk Agata	-	-	-	-	
-	15	Grajber Martyna	-	-	-	-	
-	16	Hawryla Magdalena	-	-	-	-	
-	17	Smarzek Malwina	-	-	-	-	
-	18	Mucha Emilia	-	-	1	1	
-	20	Plesnierowicz Marlena	-	-	-	-	
-	10	Efimienko Zuzanna	-	5	-	5	
Others			-	-	-	-	
Total Team			16	25	23	64	4.00



Match: 8 **Date:** 03.06.2016 **Spectators:** 1'200
City: Zielona Gora
Hall: HALA MOSiR
Match duration: **Start:** 20:10 **End:** 22:16 **Total:** 2:06

Teams	Sets	1	2	3	4	5	Total
POL	3	25	28	25	25		103
CAN	1	19	30	15	20		84
Set duration		0:25	0:34	0:25	0:26		1:50



POL • Poland

Rk	No	Name	Aces	Faults	Serve Hits	Total Attempts	Note
1	6	Grejman Anna	6	3	17	26	1.50
2	14	Wolosz Joanna	2	1	17	20	0.50
3	3	Ganszczyk Kamila	1	3	12	16	0.25
-	4	Sawicka Agata	-	-	-	-	
-	10	Efimienko Zuzanna	-	-	2	2	
-	13	Durajczyk Agata	-	-	-	-	
-	15	Grajber Martyna	-	-	1	1	
-	16	Hawryła Magdalena	-	-	-	-	
-	1	Kakolewska Agnieszka	-	2	10	12	
-	7	Tomsia Berenika	-	2	10	12	
-	11	Kaliszuk Tamara	-	2	6	8	
-	17	Smarzek Malwina	-	1	1	2	
-	18	Mucha Emilia	-	1	-	1	
-	20	Plesnierowicz Marlena	-	1	-	1	
Others			-	-	-	-	
Total Team			9	16	76	101	2.25

Serve

Avg. by set

Team	Opponent errors & Team faults	Aces	Faults	Total Attempts
		25	2	27

Rk	No	Name	Digs	Faults	Receptions	Total Attempts	Note
1	13	Durajczyk Agata	18	4	3	25	4.50
2	6	Grejman Anna	15	5	2	22	3.75
3	7	Tomsia Berenika	12	1	1	14	3.00
3	14	Wolosz Joanna	12	3	4	19	3.00
5	11	Kaliszuk Tamara	9	-	1	10	2.25
5	4	Sawicka Agata	9	2	-	11	2.25
7	1	Kakolewska Agnieszka	5	-	1	6	1.25
7	3	Ganszczyk Kamila	5	3	1	9	1.25
9	18	Mucha Emilia	3	1	-	4	0.75
-	10	Efimienko Zuzanna	-	-	-	-	
-	15	Grajber Martyna	-	-	-	-	
-	16	Hawryła Magdalena	-	-	-	-	
-	17	Smarzek Malwina	-	-	-	-	
-	20	Plesnierowicz Marlena	-	-	-	-	
Others			-	-	-	-	
Total Team			88	19	13	120	22.00

Dig

Avg. by set



Match: 8 **Date:** 03.06.2016 **Spectators:** 1'200
City: Zielona Gora
Hall: HALA MOSiR
Match duration: Start: 20:10 End: 22:16 Total: 2:06

Teams	Sets	1	2	3	4	5	Total
POL	3	25	28	25	25		103
CAN	1	19	30	15	20		84
Set duration		0:25	0:34	0:25	0:26		1:50



POL • Poland

Set

Avg. by set

Rk	No	Name	Running Sets	Faults	Still Sets	Total Attempts	Note
1	14	Wolosz Joanna	65	2	25	92	16.25
2	20	Plesnierowicz Marlena	5	-	-	5	1.25
-	1	Kakolewska Agnieszka	-	-	-	-	
-	3	Ganszczyk Kamila	-	-	-	-	
-	4	Sawicka Agata	-	-	-	-	
-	6	Grejman Anna	-	-	-	-	
-	7	Tomsia Berenika	-	-	-	-	
-	10	Efimienko Zuzanna	-	-	-	-	
-	11	Kaliszuk Tamara	-	-	-	-	
-	13	Durajczyk Agata	-	-	-	-	
-	15	Grajber Martyna	-	-	-	-	
-	16	Hawryla Magdalena	-	-	-	-	
-	17	Smarzek Malwina	-	-	-	-	
-	18	Mucha Emilia	-	-	-	-	
Others			-	-	-	-	
Total Team			70	2	25	97	17.50

Reception

Eff. %
Limit: 25.00%

Rk	No	Name	Excellents	Faults	Serve Receptions	Total Attempts	Note
1	13	Durajczyk Agata	17	2	8	27	55.56
2	6	Grejman Anna	14	1	11	26	50.00
-	11	Kaliszuk Tamara	6	1	7	14	
-	18	Mucha Emilia	3	-	1	4	
-	1	Kakolewska Agnieszka	-	-	-	-	
-	3	Ganszczyk Kamila	-	-	-	-	
-	4	Sawicka Agata	-	-	-	-	
-	10	Efimienko Zuzanna	-	-	-	-	
-	14	Wolosz Joanna	-	-	-	-	
-	15	Grajber Martyna	-	-	-	-	
-	16	Hawryla Magdalena	-	-	-	-	
-	17	Smarzek Malwina	-	-	-	-	
-	20	Plesnierowicz Marlena	-	-	-	-	
-	7	Tomsia Berenika	-	1	-	1	
Others			-	-	-	-	
Total Team			40	5	27	72	48.61





P-3 VOLLEYBALL • Match players ranking




FIVB Women's Volleyball World Grand Prix 2016
Pool B2 - Preliminary Round

Match: 8 **Date:** 03.06.2016 **Spectators:** 1'200
City: Zielona Gora
Hall: HALA MOSiR
Match duration: **Start:** 20:10 **End:** 22:16 **Total:** 2:06

Teams	Sets	1	2	3	4	5	Total
POL	3	25	28	25	25		103
CAN	1	19	30	15	20		84
Set duration		0:25	0:34	0:25	0:26		1:50




CAN • Canada



Spike

Succ. %
Limit: 15.00%

Rk	No	Name	Spikes	Faults	Shots	Total Attempts	Note
1	2	Brisebois Danielle	14	7	12	33	42.42
2	4	Reesor Michaela	7	4	9	20	35.00
3	14	Wendel Elizabeth	6	5	7	18	33.33
-	13	Charuk Lucille	7	1	9	17	
-	16	Joseph Shainah	4	4	6	14	
-	12	Cross Jennifer	3	2	3	8	
-	5	Smith Danielle	1	-	2	3	
-	19	Bélanger Marie-Alex	1	-	2	3	
-	1	Niles Jessica	-	-	-	-	
-	3	Nadeau Marie-Sophie	-	-	-	-	
-	10	Field Marisa	-	-	-	-	
-	17	Moncks Kristen	-	-	-	-	
-	20	Perrin Alicia	-	-	-	-	
-	22	Cyr Megan	-	-	-	-	
Others			-	-	-	-	
Total Team			43	23	50	116	37.07



Block

Avg. by set

Rk	No	Name	Kill Blocks	Faults	Rebounds	Total Attempts	Note
1	13	Charuk Lucille	3	4	6	13	0.75
2	2	Brisebois Danielle	2	3	3	8	0.50
3	14	Wendel Elizabeth	1	2	3	6	0.25
-	1	Niles Jessica	-	-	-	-	
-	3	Nadeau Marie-Sophie	-	-	-	-	
-	4	Reesor Michaela	-	-	2	2	
-	10	Field Marisa	-	-	-	-	
-	17	Moncks Kristen	-	-	-	-	
-	19	Bélanger Marie-Alex	-	-	1	1	
-	20	Perrin Alicia	-	-	-	-	
-	22	Cyr Megan	-	-	2	2	
-	12	Cross Jennifer	-	3	10	13	
-	16	Joseph Shainah	-	1	3	4	
-	5	Smith Danielle	-	1	2	3	
Others			-	-	-	-	
Total Team			6	14	32	52	1.50




Match: 8 **Date:** 03.06.2016 **Spectators:** 1'200
City: Zielona Gora
Hall: HALA MOSiR
Match duration: **Start:** 20:10 **End:** 22:16 **Total:** 2:06

Teams	Sets	1	2	3	4	5	Total
POL	3	25	28	25	25		103
CAN	1	19	30	15	20		84
Set duration		0:25	0:34	0:25	0:26		1:50



CAN • Canada

Rk	No	Name	Aces	Faults	Serve Hits	Total Attempts	Note
1	16	Joseph Shainah	3	2	4	9	0.75
2	2	Brisebois Danielle	1	3	8	12	0.25
-	1	Niles Jessica	-	-	-	-	
-	3	Nadeau Marie-Sophie	-	-	1	1	
-	4	Reesor Michaela	-	-	21	21	
-	10	Field Marisa	-	-	-	-	
-	17	Moncks Kristen	-	-	-	-	
-	19	Bélanger Marie-Alex	-	-	1	1	
-	20	Perrin Alicia	-	-	-	-	
-	22	Cyr Megan	-	-	7	7	
-	13	Charuk Lucille	-	1	9	10	
-	12	Cross Jennifer	-	3	10	13	
-	14	Wendel Elizabeth	-	1	3	4	
-	5	Smith Danielle	-	2	4	6	
Others			-	-	-	-	
Total Team			4	12	68	84	1.00




Serve

Avg. by set

Team	Opponent errors & Team faults	Aces	Faults	Total Attempts
		31	-	31

Rk	No	Name	Digs	Faults	Receptions	Total Attempts	Note
1	17	Moncks Kristen	27	10	3	40	6.75
2	4	Reesor Michaela	18	7	3	28	4.50
3	12	Cross Jennifer	8	1	1	10	2.00
4	2	Brisebois Danielle	7	7	3	17	1.75
5	14	Wendel Elizabeth	6	2	2	10	1.50
5	5	Smith Danielle	6	5	4	15	1.50
7	16	Joseph Shainah	5	2	-	7	1.25
8	22	Cyr Megan	4	4	-	8	1.00
9	13	Charuk Lucille	3	1	-	4	0.75
10	19	Bélanger Marie-Alex	2	3	-	5	0.50
11	3	Nadeau Marie-Sophie	1	-	-	1	0.25
-	1	Niles Jessica	-	-	-	-	
-	10	Field Marisa	-	-	-	-	
-	20	Perrin Alicia	-	-	-	-	
Others			-	-	-	-	
Total Team			87	42	16	145	21.75



Dig

Avg. by set





P-3 VOLLEYBALL • Match players ranking




FIVB Women's Volleyball World Grand Prix 2016
Pool B2 - Preliminary Round

Match: 8 **Date:** 03.06.2016 **Spectators:** 1'200
City: Zielona Gora
Hall: HALA MOSiR
Match duration: **Start:** 20:10 **End:** 22:16 **Total:** 2:06

Teams	Sets	1	2	3	4	5	Total
POL	3	25	28	25	25		103
CAN	1	19	30	15	20		84
Set duration		0:25	0:34	0:25	0:26		1:50




CAN • Canada



Set

Avg. by set

Rk	No	Name	Running Sets	Faults	Still Sets	Total Attempts	Note
1	5	Smith Danielle	39	2	22	63	9.75
2	22	Cyr Megan	19	1	13	33	4.75
-	1	Niles Jessica	-	-	-	-	
-	2	Brisebois Danielle	-	-	-	-	
-	3	Nadeau Marie-Sophie	-	-	-	-	
-	4	Reesor Michaela	-	-	-	-	
-	10	Field Marisa	-	-	-	-	
-	12	Cross Jennifer	-	-	-	-	
-	13	Charuk Lucille	-	-	-	-	
-	14	Wendel Elizabeth	-	-	-	-	
-	16	Joseph Shainah	-	-	-	-	
-	17	Moncks Kristen	-	-	-	-	
-	19	Bélanger Marie-Alex	-	-	-	-	
-	20	Perrin Alicia	-	-	-	-	
Others			-	-	-	-	
Total Team			58	3	35	96	14.50



Reception

Eff. %
Limit: 25.00%

Rk	No	Name	Excellents	Faults	Serve Receptions	Total Attempts	Note
1	2	Brisebois Danielle	19	3	5	27	59.26
2	4	Reesor Michaela	21	4	12	37	45.95
-	17	Moncks Kristen	6	-	8	14	
-	19	Bélanger Marie-Alex	1	-	1	2	
-	12	Cross Jennifer	-	-	1	1	
-	1	Niles Jessica	-	-	-	-	
-	5	Smith Danielle	-	-	-	-	
-	10	Field Marisa	-	-	-	-	
-	13	Charuk Lucille	-	-	-	-	
-	14	Wendel Elizabeth	-	-	-	-	
-	16	Joseph Shainah	-	-	-	-	
-	20	Perrin Alicia	-	-	-	-	
-	22	Cyr Megan	-	-	-	-	
-	3	Nadeau Marie-Sophie	1	2	1	4	
Others			-	-	-	-	
Total Team			48	9	28	85	45.88

