




P-3 VOLLEYBALL • Match players ranking



FIVB Women's Volleyball World Grand Prix 2016
Semifinals

Match: 62 **Date:** 09.07.2016 **Spectators:** 7'000
City: Bangkok
Hall: Humark Indoor Stadium
Match duration: **Start:** 18:00 **End:** 19:20 **Total:** 1:20

Teams	Sets	1	2	3	4	5	Total
USA	3	25	25	25			75
RUS	0	20	23	14			57
Set duration		0:22	0:27	0:25			1:14



USA • USA



Spike

Succ. %
Limit: 15.00%

Rk	No	Name	Spikes	Faults	Shots	Total Attempts	Note
1	15	Hill Kimberly	11	2	10	23	47.83
2	10	Larson-Burbach Jordan	12	2	22	36	33.33
3	12	Murphy Kelly	5	4	8	17	29.41
-	5	Adams Rachael	7	-	5	12	
-	16	Akinradewo Foluke	6	-	4	10	
-	25	Lowe Karsta	4	1	1	6	
-	1	Glass Alisha	1	1	2	4	
-	2	Banwarth Kayla	-	-	-	-	
-	3	Thompson Courtney	-	-	-	-	
-	6	Lloyd Carli	-	-	-	-	
-	13	Dietzen Christa Harmotto	-	-	-	-	
-	17	Hagglund Natalie	-	-	-	-	
-	19	Bartsch Michelle	-	-	-	-	
-	23	Robinson Kelsey	-	-	-	-	
Others			-	-	-	-	
Total Team			46	10	52	108	42.59



Block

Avg. by set

Rk	No	Name	Kill Blocks	Faults	Rebounds	Total Attempts	Note
1	5	Adams Rachael	4	2	7	13	1.33
2	12	Murphy Kelly	2	-	3	5	0.67
3	15	Hill Kimberly	1	3	4	8	0.33
-	1	Glass Alisha	-	-	1	1	
-	2	Banwarth Kayla	-	-	-	-	
-	3	Thompson Courtney	-	-	-	-	
-	6	Lloyd Carli	-	-	1	1	
-	13	Dietzen Christa Harmotto	-	-	-	-	
-	16	Akinradewo Foluke	-	-	8	8	
-	17	Hagglund Natalie	-	-	-	-	
-	19	Bartsch Michelle	-	-	-	-	
-	23	Robinson Kelsey	-	-	-	-	
-	25	Lowe Karsta	-	-	-	-	
-	10	Larson-Burbach Jordan	-	1	2	3	
Others			-	-	-	-	
Total Team			7	6	26	39	2.33





P-3 VOLLEYBALL • Match players ranking



FIVB Women's Volleyball World Grand Prix 2016
Semifinals

Match: 62 **Date:** 09.07.2016 **Spectators:** 7'000
City: Bangkok
Hall: Humark Indoor Stadium
Match duration: **Start:** 18:00 **End:** 19:20 **Total:** 1:20

Teams	Sets	1	2	3	4	5	Total
USA	3	25	25	25			75
RUS	0	20	23	14			57
Set duration		0:22	0:27	0:25			1:14



USA • USA

Rk	No	Name	Aces	Faults	Serve Hits	Total Attempts	Note
1	15	Hill Kimberly	5	1	11	17	1.67
2	16	Akinradewo Foluke	2	1	12	15	0.67
2	5	Adams Rachael	2	3	10	15	0.67
-	1	Glass Alisha	-	-	5	5	
-	2	Banwarth Kayla	-	-	-	-	
-	3	Thompson Courtney	-	-	-	-	
-	12	Murphy Kelly	-	-	7	7	
-	13	Dietzen Christa Harmotto	-	-	-	-	
-	17	Hagglund Natalie	-	-	-	-	
-	19	Bartsch Michelle	-	-	-	-	
-	23	Robinson Kelsey	-	-	-	-	
-	25	Lowe Karsta	-	-	3	3	
-	10	Larson-Burbach Jordan	-	1	7	8	
-	6	Lloyd Carli	-	1	2	3	
Others			-	-	-	-	
Total Team			9	7	57	73	3.00

Serve

Avg. by set

Team	Opponent errors & Team faults	Aces	Faults	Total Attempts
		13	-	13

Rk	No	Name	Digs	Faults	Receptions	Total Attempts	Note
1	2	Banwarth Kayla	9	8	4	21	3.00
2	10	Larson-Burbach Jordan	6	3	3	12	2.00
2	15	Hill Kimberly	6	3	2	11	2.00
4	16	Akinradewo Foluke	3	1	1	5	1.00
4	12	Murphy Kelly	3	3	8	14	1.00
4	1	Glass Alisha	3	8	4	15	1.00
7	6	Lloyd Carli	1	1	1	3	0.33
7	23	Robinson Kelsey	1	1	-	2	0.33
-	3	Thompson Courtney	-	-	-	-	
-	13	Dietzen Christa Harmotto	-	-	-	-	
-	17	Hagglund Natalie	-	-	-	-	
-	19	Bartsch Michelle	-	-	-	-	
-	25	Lowe Karsta	-	-	2	2	
-	5	Adams Rachael	-	3	-	3	
Others			-	-	-	-	
Total Team			32	31	25	88	10.67

Dig

Avg. by set






P-3 VOLLEYBALL • Match players ranking



FIVB Women's Volleyball World Grand Prix 2016 Semifinals

Match: 62 **Date:** 09.07.2016 **Spectators:** 7'000
City: Bangkok
Hall: Humark Indoor Stadium
Match duration: **Start:** 18:00 **End:** 19:20 **Total:** 1:20

Teams	Sets	1	2	3	4	5	Total
USA	3	25	25	25			75
RUS	0	20	23	14			57
Set duration		0:22	0:27	0:25			1:14



USA • USA



Set

Avg. by set

Rk	No	Name	Running Sets	Faults	Still Sets	Total Attempts	Note
1	1	Glass Alisha	29	1	38	68	9.67
2	6	Lloyd Carli	7	1	9	17	2.33
-	2	Banwarth Kayla	-	-	7	7	
-	3	Thompson Courtney	-	-	-	-	
-	5	Adams Rachael	-	-	1	1	
-	10	Larson-Burbach Jordan	-	-	7	7	
-	12	Murphy Kelly	-	-	1	1	
-	13	Dietzen Christa Harmotto	-	-	-	-	
-	15	Hill Kimberly	-	-	2	2	
-	16	Akinradewo Foluke	-	-	-	-	
-	17	Hagglund Natalie	-	-	-	-	
-	19	Bartsch Michelle	-	-	-	-	
-	23	Robinson Kelsey	-	-	1	1	
-	25	Lowe Karsta	-	-	-	-	
Others			-	-	-	-	
Total Team			36	2	66	104	12.00



Reception

Eff. %
Limit: 25.00%

Rk	No	Name	Excellents	Faults	Serve Receptions	Total Attempts	Note
1	15	Hill Kimberly	10	-	9	19	52.63
2	10	Larson-Burbach Jordan	6	-	10	16	37.50
-	2	Banwarth Kayla	6	1	6	13	
-	23	Robinson Kelsey	2	-	4	6	
-	1	Glass Alisha	-	-	-	-	
-	3	Thompson Courtney	-	-	-	-	
-	5	Adams Rachael	-	-	-	-	
-	6	Lloyd Carli	-	-	-	-	
-	12	Murphy Kelly	-	-	-	-	
-	13	Dietzen Christa Harmotto	-	-	-	-	
-	16	Akinradewo Foluke	-	-	-	-	
-	17	Hagglund Natalie	-	-	-	-	
-	19	Bartsch Michelle	-	-	-	-	
-	25	Lowe Karsta	-	-	-	-	
Others			-	-	-	-	
Total Team			24	1	29	54	42.59



Match: 62 **Date:** 09.07.2016 **Spectators:** 7'000
City: Bangkok
Hall: Humark Indoor Stadium
Match duration: Start: 18:00 End: 19:20 Total: 1:20

Teams	Sets	1	2	3	4	5	Total
USA	3	25	25	25			75
RUS	0	20	23	14			57
Set duration		0:22	0:27	0:25			1:14



RUS • Russia



Spike

Succ. %
Limit: 15.00%

Rk	No	Name	Spikes	Faults	Shots	Total Attempts	Note
1	18	Ilchenko Kseniia	5	1	10	16	31.25
2	8	Goncharova Nataliya	11	1	28	40	27.50
-	1	Shcherban Yana	3	2	7	12	
-	4	Zaryazhko Irina	3	-	3	6	
-	14	Fetisova Irina	3	1	2	6	
-	6	Malygina Daria	-	-	3	3	
-	17	Malykh Natalia	-	1	2	3	
-	10	Kosianenko Ekaterina	-	-	1	1	
-	3	Ezhova Elena	-	1	-	1	
-	7	Lyubushkina Ekaterina	-	-	-	-	
-	12	Babeshina Marina	-	-	-	-	
-	13	Startseva Evgeniya	-	-	-	-	
-	19	Malova Anna	-	-	-	-	
-	20	Shlyakhovaya Anastasia	-	-	-	-	
Others			-	-	-	-	
Total Team			25	7	56	88	28.41



Block

Avg. by set

Rk	No	Name	Kill Blocks	Faults	Rebounds	Total Attempts	Note
1	14	Fetisova Irina	4	1	11	16	1.33
2	8	Goncharova Nataliya	3	-	3	6	1.00
3	4	Zaryazhko Irina	2	1	8	11	0.67
3	18	Ilchenko Kseniia	2	1	2	5	0.67
5	1	Shcherban Yana	1	-	5	6	0.33
5	6	Malygina Daria	1	-	3	4	0.33
5	17	Malykh Natalia	1	-	-	1	0.33
5	10	Kosianenko Ekaterina	1	1	3	5	0.33
-	3	Ezhova Elena	-	-	-	-	
-	7	Lyubushkina Ekaterina	-	-	-	-	
-	12	Babeshina Marina	-	-	-	-	
-	13	Startseva Evgeniya	-	-	-	-	
-	19	Malova Anna	-	-	-	-	
-	20	Shlyakhovaya Anastasia	-	-	-	-	
Others			-	-	-	-	
Total Team			15	4	35	54	5.00

FIVB Women's Volleyball World Grand Prix 2016 Semifinals

Match: 62 **Date:** 09.07.2016 **Spectators:** 7'000
City: Bangkok
Hall: Humark Indoor Stadium
Match duration: Start: 18:00 End: 19:20 Total: 1:20

Teams	Sets	1	2	3	4	5	Total
USA	3	25	25	25			75
RUS	0	20	23	14			57
Set duration		0:22	0:27	0:25			1:14



RUS • Russia

Rk	No	Name	Aces	Faults	Serve Hits	Total Attempts	Note
1	10	Kosianenko Ekaterina	1	1	10	12	0.33
-	3	Ezhova Elena	-	-	-	-	
-	4	Zaryazhko Irina	-	-	9	9	
-	6	Malygina Daria	-	-	3	3	
-	7	Lyubushkina Ekaterina	-	-	-	-	
-	12	Babeshina Marina	-	-	-	-	
-	13	Startseva Evgeniya	-	-	2	2	
-	14	Fetisova Irina	-	-	10	10	
-	17	Malykh Natalia	-	-	-	-	
-	18	Ilchenko Kseniia	-	-	7	7	
-	19	Malova Anna	-	-	-	-	
-	20	Shlyakhovaya Anastasia	-	-	-	-	
-	1	Shcherban Yana	-	2	9	11	
-	8	Goncharova Nataliya	-	2	3	5	
Others			-	-	-	-	
Total Team			1	5	53	59	0.33




Serve

Avg. by set

Team	Opponent errors & Team faults	Aces	Faults	Total Attempts
		16	-	16

Rk	No	Name	Digs	Faults	Receptions	Total Attempts	Note
1	10	Kosianenko Ekaterina	7	6	4	17	2.33
2	8	Goncharova Nataliya	4	8	1	13	1.33
3	3	Ezhova Elena	3	2	3	8	1.00
3	19	Malova Anna	3	9	4	16	1.00
5	1	Shcherban Yana	2	5	3	10	0.67
5	4	Zaryazhko Irina	2	4	-	6	0.67
7	6	Malygina Daria	1	1	-	2	0.33
-	7	Lyubushkina Ekaterina	-	-	-	-	
-	12	Babeshina Marina	-	-	-	-	
-	17	Malykh Natalia	-	-	-	-	
-	20	Shlyakhovaya Anastasia	-	-	-	-	
-	14	Fetisova Irina	-	3	2	5	
-	18	Ilchenko Kseniia	-	6	1	7	
-	13	Startseva Evgeniya	-	4	-	4	
Others			-	-	-	-	
Total Team			22	48	18	88	7.33



Dig


Avg. by set

Match: 62 **Date:** 09.07.2016 **Spectators:** 7'000
City: Bangkok
Hall: Humark Indoor Stadium
Match duration: **Start:** 18:00 **End:** 19:20 **Total:** 1:20

Teams	Sets	1	2	3	4	5	Total
USA	3	25	25	25			75
RUS	0	20	23	14			57
Set duration		0:22	0:27	0:25			1:14




RUS • Russia



Set

Avg. by set

Rk	No	Name	Running Sets	Faults	Still Sets	Total Attempts	Note
1	10	Kosianenko Ekaterina	26	1	36	63	8.67
-	1	Shcherban Yana	-	-	3	3	
-	3	Ezhova Elena	-	-	4	4	
-	4	Zaryazhko Irina	-	-	2	2	
-	6	Malygina Daria	-	-	-	-	
-	7	Lyubushkina Ekaterina	-	-	-	-	
-	8	Goncharova Nataliya	-	-	2	2	
-	12	Babeshina Marina	-	-	-	-	
-	13	Startseva Evgeniya	-	-	5	5	
-	17	Malykh Natalia	-	-	-	-	
-	18	Ilchenko Kseniia	-	-	-	-	
-	19	Malova Anna	-	-	7	7	
-	20	Shlyakhovaya Anastasia	-	-	-	-	
-	14	Fetisova Irina	-	1	2	3	
Others			-	-	-	-	
Total Team			26	2	61	89	8.67



Reception

Eff. %
Limit: 25.00%

Rk	No	Name	Excellents	Faults	Serve Receptions	Total Attempts	Note
1	18	Ilchenko Kseniia	11	3	11	25	32.00
2	1	Shcherban Yana	6	5	14	25	4.00
-	19	Malova Anna	4	-	8	12	
-	3	Ezhova Elena	1	1	1	3	
-	14	Fetisova Irina	-	-	1	1	
-	4	Zaryazhko Irina	-	-	-	-	
-	6	Malygina Daria	-	-	-	-	
-	7	Lyubushkina Ekaterina	-	-	-	-	
-	8	Goncharova Nataliya	-	-	-	-	
-	10	Kosianenko Ekaterina	-	-	-	-	
-	12	Babeshina Marina	-	-	-	-	
-	13	Startseva Evgeniya	-	-	-	-	
-	17	Malykh Natalia	-	-	-	-	
-	20	Shlyakhovaya Anastasia	-	-	-	-	
Others			-	-	-	-	
Total Team			22	9	35	66	19.70