


Match: 5 Date: 03.08.2014 Spectators: 3'500
 City: ANKARA
 Hall: BASKENT
 Match duration: Start: 16:00 End: 18:22 Total: 2:22

| Teams | Sets | 1 | 2 | 3 | 4 | 5 | Total |
|--------------|------|------|------|------|------|------|-------|
| JPN | 2 | 27 | 17 | 22 | 26 | 11 | 103 |
| USA | 3 | 25 | 25 | 25 | 24 | 15 | 114 |
| Set duration | | 0:30 | 0:25 | 0:26 | 0:32 | 0:16 | 2:09 |




JPN • Japan



Spike

Succ. %
Limit: 15.00%

| Rk | No | Name | Spikes | Faults | Shots | Total Attempts | Note |
|-------------------|----|------------------|--------|--------|-------|----------------|-------|
| 1 | 3 | Kimura Saori | 12 | 11 | 25 | 48 | 25.00 |
| 2 | 14 | Ebata Yukiko | 9 | 11 | 26 | 46 | 19.57 |
| - | 1 | Nagaoka Miyu | 11 | 4 | 7 | 22 | |
| - | 13 | Shinnabe Risa | 8 | 4 | 6 | 18 | |
| - | 17 | Ono Kana | 6 | - | 7 | 13 | |
| - | 20 | Uchiseto Mami | 1 | 1 | 4 | 6 | |
| - | 7 | Yamaguchi Mai | 1 | 1 | 3 | 5 | |
| - | 12 | Ishii Yuki | 2 | 1 | 2 | 5 | |
| - | 2 | Nakamichi Hitomi | - | 2 | 1 | 3 | |
| - | 9 | Ishida Mizuho | - | - | 2 | 2 | |
| - | 19 | Miyashita Haruka | 1 | - | 1 | 2 | |
| - | 4 | Takada Arisa | - | - | - | - | |
| - | 6 | Sano Yuko | - | - | - | - | |
| - | 18 | Tsutsui Sayaka | - | - | - | - | |
| Others | | | - | - | - | - | |
| Total Team | | | 51 | 35 | 84 | 170 | 30.00 |



Block


Avg. by set

| Rk | No | Name | Kill Blocks | Faults | Rebounds | Total Attempts | Note |
|-------------------|----|------------------|-------------|--------|----------|----------------|------|
| 1 | 1 | Nagaoka Miyu | 3 | 1 | 3 | 7 | 0.60 |
| 1 | 19 | Miyashita Haruka | 3 | 1 | - | 4 | 0.60 |
| 3 | 14 | Ebata Yukiko | 2 | 1 | 3 | 6 | 0.40 |
| 3 | 17 | Ono Kana | 2 | 3 | 1 | 6 | 0.40 |
| 5 | 13 | Shinnabe Risa | 1 | 1 | 2 | 4 | 0.20 |
| 5 | 3 | Kimura Saori | 1 | 4 | 1 | 6 | 0.20 |
| - | 4 | Takada Arisa | - | - | - | - | |
| - | 6 | Sano Yuko | - | - | - | - | |
| - | 7 | Yamaguchi Mai | - | - | - | - | |
| - | 9 | Ishida Mizuho | - | - | - | - | |
| - | 12 | Ishii Yuki | - | - | - | - | |
| - | 18 | Tsutsui Sayaka | - | - | - | - | |
| - | 20 | Uchiseto Mami | - | - | - | - | |
| - | 2 | Nakamichi Hitomi | - | 1 | 1 | 2 | |
| Others | | | - | - | - | - | |
| Total Team | | | 12 | 12 | 11 | 35 | 2.40 |

Match: 5 **Date:** 03.08.2014 **Spectators:** 3'500
City: ANKARA
Hall: BASKENT
Match duration: Start: 16:00 End: 18:22 Total: 2:22

| Teams | Sets | 1 | 2 | 3 | 4 | 5 | Total |
|---------------------|----------|------|------|------|------|------|-------|
| JPN | 2 | 27 | 17 | 22 | 26 | 11 | 103 |
| USA | 3 | 25 | 25 | 25 | 24 | 15 | 114 |
| Set duration | | 0:30 | 0:25 | 0:26 | 0:32 | 0:16 | 2:09 |


JPN • Japan


Serve

 Avg. by set

| Rk | No | Name | Aces | Faults | Serve Hits | Total Attempts | Note |
|-------------------|----|------------------|------|--------|------------|----------------|------|
| 1 | 3 | Kimura Saori | 3 | 1 | 16 | 20 | 0.60 |
| 2 | 17 | Ono Kana | 2 | - | 11 | 13 | 0.40 |
| - | 1 | Nagaoka Miyu | - | - | 13 | 13 | |
| - | 2 | Nakamichi Hitomi | - | - | 9 | 9 | |
| - | 4 | Takada Arisa | - | - | - | - | |
| - | 6 | Sano Yuko | - | - | - | - | |
| - | 7 | Yamaguchi Mai | - | - | 4 | 4 | |
| - | 14 | Ebata Yukiko | - | - | 11 | 11 | |
| - | 18 | Tsutsui Sayaka | - | - | - | - | |
| - | 19 | Miyashita Haruka | - | - | 13 | 13 | |
| - | 20 | Uchiseto Mami | - | - | - | - | |
| - | 12 | Ishii Yuki | - | 1 | 5 | 6 | |
| - | 9 | Ishida Mizuho | - | 1 | 2 | 3 | |
| - | 13 | Shinnabe Risa | - | 4 | 5 | 9 | |
| Others | | | - | - | - | - | |
| Total Team | | | 5 | 7 | 89 | 101 | 1.00 |

| | | | | |
|-------------|-------------------------------|----|---|----|
| Team | Opponent errors & Team faults | 35 | - | 35 |
|-------------|-------------------------------|----|---|----|


Dig

 Avg. by set

| Rk | No | Name | Digs | Faults | Receptions | Total Attempts | Note |
|-------------------|----|------------------|------|--------|------------|----------------|-------|
| 1 | 6 | Sano Yuko | 30 | 11 | 1 | 42 | 6.00 |
| 2 | 2 | Nakamichi Hitomi | 12 | 2 | - | 14 | 2.40 |
| 3 | 13 | Shinnabe Risa | 11 | 4 | - | 15 | 2.20 |
| 4 | 19 | Miyashita Haruka | 10 | 1 | - | 11 | 2.00 |
| 5 | 1 | Nagaoka Miyu | 7 | 2 | - | 9 | 1.40 |
| 5 | 3 | Kimura Saori | 7 | 4 | - | 11 | 1.40 |
| 7 | 14 | Ebata Yukiko | 4 | 7 | - | 11 | 0.80 |
| 8 | 7 | Yamaguchi Mai | 2 | - | - | 2 | 0.40 |
| 9 | 12 | Ishii Yuki | 1 | - | - | 1 | 0.20 |
| 9 | 17 | Ono Kana | 1 | 1 | - | 2 | 0.20 |
| - | 4 | Takada Arisa | - | - | - | - | |
| - | 18 | Tsutsui Sayaka | - | - | - | - | |
| - | 20 | Uchiseto Mami | - | - | - | - | |
| - | 9 | Ishida Mizuho | - | 2 | - | 2 | |
| Others | | | - | - | - | - | |
| Total Team | | | 85 | 34 | 1 | 120 | 17.00 |



P-3 VOLLEYBALL • Match players ranking




FIVB Women's Volleyball World Grand Prix 2014
Pool A - Preliminary Round

Match: 5 **Date:** 03.08.2014 **Spectators:** 3'500
City: ANKARA
Hall: BASKENT
Match duration: **Start:** 16:00 **End:** 18:22 **Total:** 2:22

| Teams | Sets | 1 | 2 | 3 | 4 | 5 | Total |
|---------------------|----------|------|------|------|------|------|-------|
| JPN | 2 | 27 | 17 | 22 | 26 | 11 | 103 |
| USA | 3 | 25 | 25 | 25 | 24 | 15 | 114 |
| Set duration | | 0:30 | 0:25 | 0:26 | 0:32 | 0:16 | 2:09 |


 **JPN • Japan**



Set

Avg. by set

| Rk | No | Name | Running Sets | Faults | Still Sets | Total Attempts | Note |
|-------------------|----|------------------|--------------|--------|------------|----------------|------|
| 1 | 2 | Nakamichi Hitomi | 9 | - | 54 | 63 | 1.80 |
| 2 | 19 | Miyashita Haruka | 3 | - | 61 | 64 | 0.60 |
| - | 1 | Nagaoka Miyu | - | - | 1 | 1 | |
| - | 3 | Kimura Saori | - | - | - | - | |
| - | 4 | Takada Arisa | - | - | - | - | |
| - | 6 | Sano Yuko | - | - | - | - | |
| - | 7 | Yamaguchi Mai | - | - | - | - | |
| - | 9 | Ishida Mizuho | - | - | 1 | 1 | |
| - | 12 | Ishii Yuki | - | - | - | - | |
| - | 13 | Shinnabe Risa | - | - | - | - | |
| - | 14 | Ebata Yukiko | - | - | - | - | |
| - | 17 | Ono Kana | - | - | - | - | |
| - | 18 | Tsutsui Sayaka | - | - | - | - | |
| - | 20 | Uchiseto Mami | - | - | - | - | |
| Others | | | - | - | - | - | |
| Total Team | | | 12 | - | 117 | 129 | 2.40 |



Reception

Eff. %
Limit: 25.00%

| Rk | No | Name | Excellents | Faults | Serve Receptions | Total Attempts | Note |
|-------------------|----|------------------|------------|--------|------------------|----------------|-------|
| 1 | 3 | Kimura Saori | 22 | 2 | 7 | 31 | 64.52 |
| 2 | 6 | Sano Yuko | 26 | 3 | 11 | 40 | 57.50 |
| - | 13 | Shinnabe Risa | 11 | - | 5 | 16 | |
| - | 1 | Nagaoka Miyu | 1 | - | - | 1 | |
| - | 12 | Ishii Yuki | 1 | - | - | 1 | |
| - | 19 | Miyashita Haruka | 1 | - | - | 1 | |
| - | 2 | Nakamichi Hitomi | - | - | - | - | |
| - | 4 | Takada Arisa | - | - | - | - | |
| - | 7 | Yamaguchi Mai | - | - | - | - | |
| - | 9 | Ishida Mizuho | - | - | - | - | |
| - | 14 | Ebata Yukiko | - | - | - | - | |
| - | 17 | Ono Kana | - | - | - | - | |
| - | 18 | Tsutsui Sayaka | - | - | - | - | |
| - | 20 | Uchiseto Mami | - | - | - | - | |
| Others | | | - | - | - | - | |
| Total Team | | | 62 | 5 | 23 | 90 | 63.33 |






P-3 VOLLEYBALL • Match players ranking



FIVB Women's Volleyball World Grand Prix 2014
Pool A - Preliminary Round

Match: 5 Date: 03.08.2014 Spectators: 3'500
City: ANKARA
Hall: BASKENT
Match duration: Start: 16:00 End: 18:22 Total: 2:22

| Teams | Sets | 1 | 2 | 3 | 4 | 5 | Total |
|--------------|------|------|------|------|------|------|-------|
| JPN | 2 | 27 | 17 | 22 | 26 | 11 | 103 |
| USA | 3 | 25 | 25 | 25 | 24 | 15 | 114 |
| Set duration | | 0:30 | 0:25 | 0:26 | 0:32 | 0:16 | 2:09 |



USA • USA



Spike

Succ. %
Limit: 15.00%

| Rk | No | Name | Spikes | Faults | Shots | Total Attempts | Note |
|-------------------|----|-------------------------|--------|--------|-------|----------------|-------|
| 1 | 12 | Murphy Kelly | 15 | 4 | 17 | 36 | 41.67 |
| 2 | 15 | Hill Kimberly | 12 | 4 | 17 | 33 | 36.36 |
| 3 | 19 | Robinson Kelsey | 8 | 8 | 18 | 34 | 23.53 |
| - | 22 | Adams Rachael | 9 | 11 | 3 | 23 | |
| - | 21 | Dixon Tetori | 13 | 2 | 6 | 21 | |
| - | 1 | Glass Alisha | 2 | - | 3 | 5 | |
| - | 17 | Klineman Alexandra | - | 1 | 4 | 5 | |
| - | 8 | Gibbemeyer Lauren | 1 | 1 | 2 | 4 | |
| - | 2 | Banwarth Kayla | - | - | - | - | |
| - | 3 | Thompson Courtney | - | - | - | - | |
| - | 6 | Davis Nicole | - | - | - | - | |
| - | 7 | Lichtman Cassidy | - | - | - | - | |
| - | 9 | Hildebrand Kristin Lynn | - | - | - | - | |
| - | 16 | Akinradewo Foluke | - | - | - | - | |
| Others | | | - | - | - | - | |
| Total Team | | | 60 | 31 | 70 | 161 | 37.27 |



Block


Avg. by set

| Rk | No | Name | Kill Blocks | Faults | Rebounds | Total Attempts | Note |
|-------------------|----|-------------------------|-------------|--------|----------|----------------|------|
| 1 | 19 | Robinson Kelsey | 6 | 2 | 4 | 12 | 1.20 |
| 2 | 12 | Murphy Kelly | 5 | 4 | 4 | 13 | 1.00 |
| 3 | 21 | Dixon Tetori | 3 | 2 | 3 | 8 | 0.60 |
| 3 | 22 | Adams Rachael | 3 | 3 | 1 | 7 | 0.60 |
| 5 | 17 | Klineman Alexandra | 1 | 1 | 1 | 3 | 0.20 |
| 5 | 15 | Hill Kimberly | 1 | 3 | 2 | 6 | 0.20 |
| - | 2 | Banwarth Kayla | - | - | 1 | 1 | |
| - | 3 | Thompson Courtney | - | - | - | - | |
| - | 6 | Davis Nicole | - | - | - | - | |
| - | 7 | Lichtman Cassidy | - | - | - | - | |
| - | 9 | Hildebrand Kristin Lynn | - | - | - | - | |
| - | 16 | Akinradewo Foluke | - | - | - | - | |
| - | 1 | Glass Alisha | - | 2 | 4 | 6 | |
| - | 8 | Gibbemeyer Lauren | - | 3 | 1 | 4 | |
| Others | | | - | - | - | - | |
| Total Team | | | 19 | 20 | 21 | 60 | 3.80 |



Match: 5 **Date:** 03.08.2014 **Spectators:** 3'500
City: ANKARA
Hall: BASKENT
Match duration: Start: 16:00 End: 18:22 Total: 2:22

| Teams | Sets | 1 | 2 | 3 | 4 | 5 | Total |
|---------------------|----------|------|------|------|------|------|-------|
| JPN | 2 | 27 | 17 | 22 | 26 | 11 | 103 |
| USA | 3 | 25 | 25 | 25 | 24 | 15 | 114 |
| Set duration | | 0:30 | 0:25 | 0:26 | 0:32 | 0:16 | 2:09 |



USA • USA

| Rk | No | Name | Aces | Faults | Serve Hits | Total Attempts | Note |
|-------------------|----|-------------------------|------|--------|------------|----------------|------|
| 1 | 22 | Adams Rachael | 2 | 5 | 17 | 24 | 0.40 |
| 2 | 7 | Lichtman Cassidy | 1 | - | 9 | 10 | 0.20 |
| 2 | 15 | Hill Kimberly | 1 | - | 15 | 16 | 0.20 |
| 2 | 12 | Murphy Kelly | 1 | 1 | 8 | 10 | 0.20 |
| 2 | 3 | Thompson Courtney | 1 | 1 | 7 | 9 | 0.20 |
| 2 | 1 | Glass Alisha | 1 | 3 | 12 | 16 | 0.20 |
| 2 | 19 | Robinson Kelsey | 1 | 4 | 6 | 11 | 0.20 |
| - | 2 | Banwarth Kayla | - | - | - | - | |
| - | 6 | Davis Nicole | - | - | - | - | |
| - | 8 | Gibbemeyer Lauren | - | - | 1 | 1 | |
| - | 9 | Hildebrand Kristin Lynn | - | - | - | - | |
| - | 16 | Akinradewo Foluke | - | - | - | - | |
| - | 17 | Klineman Alexandra | - | - | - | - | |
| - | 21 | Dixon Tetori | - | - | 10 | 10 | |
| Others | | | - | - | - | - | |
| Total Team | | | 8 | 14 | 85 | 107 | 1.60 |



Serve

Avg. by set

| Team | Opponent errors & Team faults | Aces | Faults | Total Attempts |
|------|-------------------------------|------|--------|----------------|
| | | 27 | - | 27 |

| Rk | No | Name | Digs | Faults | Receptions | Total Attempts | Note |
|-------------------|----|-------------------------|------|--------|------------|----------------|-------|
| 1 | 2 | Banwarth Kayla | 18 | 5 | 2 | 25 | 3.60 |
| 2 | 19 | Robinson Kelsey | 13 | 5 | - | 18 | 2.60 |
| 3 | 15 | Hill Kimberly | 8 | 1 | 1 | 10 | 1.60 |
| 3 | 12 | Murphy Kelly | 8 | 4 | - | 12 | 1.60 |
| 5 | 1 | Glass Alisha | 7 | 3 | 1 | 11 | 1.40 |
| 6 | 7 | Lichtman Cassidy | 6 | 1 | - | 7 | 1.20 |
| 7 | 3 | Thompson Courtney | 4 | 2 | - | 6 | 0.80 |
| 7 | 21 | Dixon Tetori | 4 | 2 | - | 6 | 0.80 |
| 9 | 22 | Adams Rachael | 1 | 2 | 1 | 4 | 0.20 |
| - | 6 | Davis Nicole | - | - | - | - | |
| - | 8 | Gibbemeyer Lauren | - | - | - | - | |
| - | 9 | Hildebrand Kristin Lynn | - | - | - | - | |
| - | 16 | Akinradewo Foluke | - | - | - | - | |
| - | 17 | Klineman Alexandra | - | - | - | - | |
| Others | | | - | - | - | - | |
| Total Team | | | 69 | 25 | 5 | 99 | 13.80 |



Dig

Avg. by set






P-3 VOLLEYBALL • Match players ranking



FIVB Women's Volleyball World Grand Prix 2014
Pool A - Preliminary Round

Match: 5 **Date:** 03.08.2014 **Spectators:** 3'500
City: ANKARA
Hall: BASKENT
Match duration: **Start:** 16:00 **End:** 18:22 **Total:** 2:22

| Teams | Sets | 1 | 2 | 3 | 4 | 5 | Total |
|---------------------|----------|------|------|------|------|------|-------|
| JPN | 2 | 27 | 17 | 22 | 26 | 11 | 103 |
| USA | 3 | 25 | 25 | 25 | 24 | 15 | 114 |
| Set duration | | 0:30 | 0:25 | 0:26 | 0:32 | 0:16 | 2:09 |




USA • USA



Set

Avg. by set

| Rk | No | Name | Running Sets | Faults | Still Sets | Total Attempts | Note |
|-------------------|----|-------------------------|--------------|--------|------------|----------------|------|
| 1 | 1 | Glass Alisha | 43 | - | 62 | 105 | 8.60 |
| 2 | 3 | Thompson Courtney | 4 | - | 13 | 17 | 0.80 |
| - | 2 | Banwarth Kayla | - | - | - | - | |
| - | 6 | Davis Nicole | - | - | - | - | |
| - | 7 | Lichtman Cassidy | - | - | - | - | |
| - | 8 | Gibbemeyer Lauren | - | - | - | - | |
| - | 9 | Hildebrand Kristin Lynn | - | - | - | - | |
| - | 12 | Murphy Kelly | - | - | - | - | |
| - | 15 | Hill Kimberly | - | - | - | - | |
| - | 16 | Akinradewo Foluke | - | - | - | - | |
| - | 17 | Klineman Alexandra | - | - | - | - | |
| - | 19 | Robinson Kelsey | - | - | - | - | |
| - | 21 | Dixon Tetori | - | - | - | - | |
| - | 22 | Adams Rachael | - | - | - | - | |
| Others | | | - | - | - | - | |
| Total Team | | | 47 | - | 75 | 122 | 9.40 |



Reception

Eff. %
Limit: 25.00%

| Rk | No | Name | Excellents | Faults | Serve Receptions | Total Attempts | Note |
|-------------------|----|-------------------------|------------|--------|------------------|----------------|-------|
| 1 | 15 | Hill Kimberly | 31 | 1 | 15 | 47 | 63.83 |
| - | 2 | Banwarth Kayla | 18 | 1 | 2 | 21 | |
| - | 19 | Robinson Kelsey | 13 | 2 | 4 | 19 | |
| - | 7 | Lichtman Cassidy | 3 | 1 | - | 4 | |
| - | 22 | Adams Rachael | 2 | - | 1 | 3 | |
| - | 1 | Glass Alisha | - | - | - | - | |
| - | 3 | Thompson Courtney | - | - | - | - | |
| - | 6 | Davis Nicole | - | - | - | - | |
| - | 8 | Gibbemeyer Lauren | - | - | - | - | |
| - | 9 | Hildebrand Kristin Lynn | - | - | - | - | |
| - | 12 | Murphy Kelly | - | - | - | - | |
| - | 16 | Akinradewo Foluke | - | - | - | - | |
| - | 17 | Klineman Alexandra | - | - | - | - | |
| - | 21 | Dixon Tetori | - | - | - | - | |
| Others | | | - | - | - | - | |
| Total Team | | | 67 | 5 | 22 | 94 | 65.96 |

