



# P-3 VOLLEYBALL • Match players ranking




FIVB Women's Volleyball World Grand Prix 2013  
Final round

**Match:** 99 **Date:** 30.08.2013 **Spectators:** 5'200  
**City:** Sapporo  
**Hall:** Hokkaido Prefectural Sports Center  
**Match duration:** **Start:** 19:10 **End:** 20:41 **Total:** 1:31

| Teams               | Sets     | 1    | 2    | 3    | 4 | 5 | Total |
|---------------------|----------|------|------|------|---|---|-------|
| <b>SRB</b>          | <b>3</b> | 25   | 25   | 25   |   |   | 75    |
| <b>JPN</b>          | <b>0</b> | 22   | 17   | 19   |   |   | 58    |
| <b>Set duration</b> |          | 0:28 | 0:24 | 0:26 |   |   | 1:18  |



## SRB • Serbia



**Spike**

Succ. %  
Limit: 15.00%

| Rk                | No | Name                | Spikes | Faults | Shots | Total Attempts | Note  |
|-------------------|----|---------------------|--------|--------|-------|----------------|-------|
| 1                 | 16 | Rasic Milena        | 12     | -      | 5     | 17             | 70.59 |
| 2                 | 9  | Mihajlovic Brankica | 14     | 3      | 9     | 26             | 53.85 |
| 3                 | 2  | Brakocevic Jovana   | 9      | 4      | 12    | 25             | 36.00 |
| -                 | 5  | Krsmanovic Natasa   | 5      | 1      | 1     | 7              |       |
| -                 | 7  | Molnar Brizitka     | 3      | 3      | 1     | 7              |       |
| -                 | 10 | Ognjenovic Maja     | -      | -      | 3     | 3              |       |
| -                 | 11 | Veljkovic Stefana   | 1      | 1      | 1     | 3              |       |
| -                 | 4  | Zivkovic Bojana     | -      | -      | -     | -              |       |
| -                 | 6  | Malesevic Tijana    | -      | -      | -     | -              |       |
| -                 | 12 | Nikolic Jelena      | -      | -      | -     | -              |       |
| -                 | 13 | Bjelica Ana         | -      | -      | -     | -              |       |
| -                 | 18 | Cebic Suzana        | -      | -      | -     | -              |       |
| <b>Others</b>     |    |                     | -      | -      | -     | -              |       |
| <b>Total Team</b> |    |                     | 44     | 12     | 32    | 88             | 50.00 |



**Block**

Avg. by set

| Rk                | No | Name                | Kill Blocks | Faults | Rebounds | Total Attempts | Note |
|-------------------|----|---------------------|-------------|--------|----------|----------------|------|
| 1                 | 16 | Rasic Milena        | 4           | 3      | 6        | 13             | 1.33 |
| 2                 | 5  | Krsmanovic Natasa   | 2           | 2      | 1        | 5              | 0.67 |
| 3                 | 2  | Brakocevic Jovana   | 1           | -      | 5        | 6              | 0.33 |
| 3                 | 9  | Mihajlovic Brankica | 1           | 2      | 7        | 10             | 0.33 |
| 3                 | 10 | Ognjenovic Maja     | 1           | 2      | 6        | 9              | 0.33 |
| -                 | 4  | Zivkovic Bojana     | -           | -      | -        | -              |      |
| -                 | 6  | Malesevic Tijana    | -           | -      | -        | -              |      |
| -                 | 11 | Veljkovic Stefana   | -           | -      | -        | -              |      |
| -                 | 12 | Nikolic Jelena      | -           | -      | -        | -              |      |
| -                 | 13 | Bjelica Ana         | -           | -      | -        | -              |      |
| -                 | 18 | Cebic Suzana        | -           | -      | -        | -              |      |
| -                 | 7  | Molnar Brizitka     | -           | 2      | 2        | 4              |      |
| <b>Others</b>     |    |                     | -           | -      | -        | -              |      |
| <b>Total Team</b> |    |                     | 9           | 11     | 27       | 47             | 3.00 |



**Match:** 99 **Date:** 30.08.2013 **Spectators:** 5'200  
**City:** Sapporo  
**Hall:** Hokkaido Prefectural Sports Center  
**Match duration:** **Start:** 19:10 **End:** 20:41 **Total:** 1:31

| Teams               | Sets     | 1    | 2    | 3    | 4 | 5 | Total     |
|---------------------|----------|------|------|------|---|---|-----------|
| <b>SRB</b>          | <b>3</b> | 25   | 25   | 25   |   |   | <b>75</b> |
| <b>JPN</b>          | <b>0</b> | 22   | 17   | 19   |   |   | <b>58</b> |
| <b>Set duration</b> |          | 0:28 | 0:24 | 0:26 |   |   | 1:18      |



### SRB • Serbia

| Rk                | No | Name                | Aces | Faults | Serve Hits | Total Attempts | Note |
|-------------------|----|---------------------|------|--------|------------|----------------|------|
| 1                 | 2  | Brakocevic Jovana   | 1    | 1      | 10         | 12             | 0.33 |
| -                 | 4  | Zivkovic Bojana     | -    | -      | -          | -              |      |
| -                 | 6  | Malesevic Tijana    | -    | -      | -          | -              |      |
| -                 | 11 | Veljkovic Stefana   | -    | -      | 2          | 2              |      |
| -                 | 12 | Nikolic Jelena      | -    | -      | 1          | 1              |      |
| -                 | 13 | Bjelica Ana         | -    | -      | -          | -              |      |
| -                 | 18 | Cebic Suzana        | -    | -      | -          | -              |      |
| -                 | 10 | Ognjenovic Maja     | -    | 1      | 18         | 19             |      |
| -                 | 7  | Molnar Brizitka     | -    | 1      | 8          | 9              |      |
| -                 | 5  | Krsmanovic Natasa   | -    | 2      | 12         | 14             |      |
| -                 | 9  | Mihajlovic Brankica | -    | 1      | 6          | 7              |      |
| -                 | 16 | Rasic Milena        | -    | 2      | 8          | 10             |      |
| <b>Others</b>     |    |                     | -    | -      | -          | -              |      |
| <b>Total Team</b> |    |                     | 1    | 8      | 65         | 74             | 0.33 |



**Serve**

Avg. by set

| Team | Opponent errors & Team faults | Aces | Faults | Total Attempts |
|------|-------------------------------|------|--------|----------------|
|      | 21                            | 4    | 25     |                |

| Rk                | No | Name                | Digs | Faults | Receptions | Total Attempts | Note |
|-------------------|----|---------------------|------|--------|------------|----------------|------|
| 1                 | 9  | Mihajlovic Brankica | 3    | -      | 9          | 12             | 1.00 |
| 1                 | 2  | Brakocevic Jovana   | 3    | 4      | 9          | 16             | 1.00 |
| 1                 | 18 | Cebic Suzana        | 3    | 4      | 9          | 16             | 1.00 |
| 4                 | 7  | Molnar Brizitka     | 2    | 2      | 9          | 13             | 0.67 |
| 5                 | 5  | Krsmanovic Natasa   | 1    | 2      | 3          | 6              | 0.33 |
| -                 | 4  | Zivkovic Bojana     | -    | -      | -          | -              |      |
| -                 | 6  | Malesevic Tijana    | -    | -      | -          | -              |      |
| -                 | 11 | Veljkovic Stefana   | -    | -      | 1          | 1              |      |
| -                 | 12 | Nikolic Jelena      | -    | -      | 1          | 1              |      |
| -                 | 13 | Bjelica Ana         | -    | -      | -          | -              |      |
| -                 | 16 | Rasic Milena        | -    | 1      | 6          | 7              |      |
| -                 | 10 | Ognjenovic Maja     | -    | 9      | 8          | 17             |      |
| <b>Others</b>     |    |                     | -    | -      | -          | -              |      |
| <b>Total Team</b> |    |                     | 12   | 22     | 55         | 89             | 4.00 |



**Dig**

Avg. by set



**Match:** 99 **Date:** 30.08.2013 **Spectators:** 5'200  
**City:** Sapporo  
**Hall:** Hokkaido Prefectural Sports Center  
**Match duration:** **Start:** 19:10 **End:** 20:41 **Total:** 1:31

| Teams               | Sets     | 1    | 2    | 3    | 4 | 5 | Total |
|---------------------|----------|------|------|------|---|---|-------|
| <b>SRB</b>          | <b>3</b> | 25   | 25   | 25   |   |   | 75    |
| <b>JPN</b>          | <b>0</b> | 22   | 17   | 19   |   |   | 58    |
| <b>Set duration</b> |          | 0:28 | 0:24 | 0:26 |   |   | 1:18  |



### SRB • Serbia



**Set**

Avg. by set

| Rk                | No | Name                | Running Sets | Faults | Still Sets | Total Attempts | Note |
|-------------------|----|---------------------|--------------|--------|------------|----------------|------|
| 1                 | 10 | Ognjenovic Maja     | 8            | -      | 66         | 74             | 2.67 |
| -                 | 2  | Brakocevic Jovana   | -            | -      | 1          | 1              |      |
| -                 | 4  | Zivkovic Bojana     | -            | -      | -          | -              |      |
| -                 | 5  | Krsmanovic Natasa   | -            | -      | 1          | 1              |      |
| -                 | 6  | Malesevic Tijana    | -            | -      | -          | -              |      |
| -                 | 7  | Molnar Brizitka     | -            | -      | 3          | 3              |      |
| -                 | 9  | Mihajlovic Brankica | -            | -      | 1          | 1              |      |
| -                 | 11 | Veljkovic Stefana   | -            | -      | -          | -              |      |
| -                 | 12 | Nikolic Jelena      | -            | -      | -          | -              |      |
| -                 | 13 | Bjelica Ana         | -            | -      | -          | -              |      |
| -                 | 16 | Rasic Milena        | -            | -      | 1          | 1              |      |
| -                 | 18 | Cebic Suzana        | -            | -      | 4          | 4              |      |
| <b>Others</b>     |    |                     | -            | -      | -          | -              |      |
| <b>Total Team</b> |    |                     | 8            | -      | 77         | 85             | 2.67 |



**Reception**

Eff. %  
Limit: 25.00%

| Rk                | No | Name                | Excellents | Faults | Serve Receptions | Total Attempts | Note  |
|-------------------|----|---------------------|------------|--------|------------------|----------------|-------|
| 1                 | 18 | Cebic Suzana        | 8          | -      | 8                | 16             | 50.00 |
| 2                 | 9  | Mihajlovic Brankica | 7          | 1      | 17               | 25             | 24.00 |
| -                 | 7  | Molnar Brizitka     | 3          | -      | 5                | 8              |       |
| -                 | 16 | Rasic Milena        | 2          | -      | 1                | 3              |       |
| -                 | 2  | Brakocevic Jovana   | -          | -      | -                | -              |       |
| -                 | 4  | Zivkovic Bojana     | -          | -      | -                | -              |       |
| -                 | 5  | Krsmanovic Natasa   | -          | -      | -                | -              |       |
| -                 | 6  | Malesevic Tijana    | -          | -      | -                | -              |       |
| -                 | 10 | Ognjenovic Maja     | -          | -      | -                | -              |       |
| -                 | 11 | Veljkovic Stefana   | -          | -      | -                | -              |       |
| -                 | 12 | Nikolic Jelena      | -          | -      | -                | -              |       |
| -                 | 13 | Bjelica Ana         | -          | -      | -                | -              |       |
| <b>Others</b>     |    |                     | -          | -      | -                | -              |       |
| <b>Total Team</b> |    |                     | 20         | 1      | 31               | 52             | 36.54 |



# P-3 VOLLEYBALL • Match players ranking



FIVB Women's Volleyball World Grand Prix 2013  
Final round

**Match:** 99 **Date:** 30.08.2013 **Spectators:** 5'200  
**City:** Sapporo  
**Hall:** Hokkaido Prefectural Sports Center  
**Match duration:** **Start:** 19:10 **End:** 20:41 **Total:** 1:31

| Teams               | Sets     | 1    | 2    | 3    | 4 | 5 | Total |
|---------------------|----------|------|------|------|---|---|-------|
| <b>SRB</b>          | <b>3</b> | 25   | 25   | 25   |   |   | 75    |
| <b>JPN</b>          | <b>0</b> | 22   | 17   | 19   |   |   | 58    |
| <b>Set duration</b> |          | 0:28 | 0:24 | 0:26 |   |   | 1:18  |



JPN • Japan



**Spike**

Succ. %  
Limit: 15.00%

| Rk                | No | Name             | Spikes | Faults | Shots | Total Attempts | Note  |
|-------------------|----|------------------|--------|--------|-------|----------------|-------|
| 1                 | 13 | Shinnabe Risa    | 11     | 5      | 10    | 26             | 42.31 |
| 2                 | 1  | Nagaoka Miyu     | 5      | 3      | 9     | 17             | 29.41 |
| 3                 | 3  | Kimura Saori     | 6      | 6      | 14    | 26             | 23.08 |
| -                 | 12 | Ishii Yuki       | 4      | 3      | 7     | 14             |       |
| -                 | 4  | Hirai Kanako     | 5      | 3      | 3     | 11             |       |
| -                 | 10 | Iwasaka Nana     | 3      | -      | 2     | 5              |       |
| -                 | 5  | Hashimoto Naoko  | 1      | -      | 1     | 2              |       |
| -                 | 20 | Kawashima Aimi   | 1      | -      | 1     | 2              |       |
| -                 | 2  | Sato Arisa       | -      | -      | -     | -              |       |
| -                 | 6  | Miyashita Haruka | -      | -      | -     | -              |       |
| -                 | 9  | Ishida Mizuho    | -      | -      | -     | -              |       |
| -                 | 14 | Ebata Yukiko     | -      | -      | -     | -              |       |
| <b>Others</b>     |    |                  | -      | -      | -     | -              |       |
| <b>Total Team</b> |    |                  | 36     | 20     | 47    | 103            | 34.95 |



**Block**

Avg. by set

| Rk                | No | Name             | Kill Blocks | Faults | Rebounds | Total Attempts | Note |
|-------------------|----|------------------|-------------|--------|----------|----------------|------|
| 1                 | 10 | Iwasaka Nana     | 3           | 1      | 5        | 9              | 1.00 |
| 2                 | 1  | Nagaoka Miyu     | 1           | -      | 1        | 2              | 0.33 |
| 2                 | 5  | Hashimoto Naoko  | 1           | -      | -        | 1              | 0.33 |
| 2                 | 4  | Hirai Kanako     | 1           | 2      | 3        | 6              | 0.33 |
| -                 | 2  | Sato Arisa       | -           | -      | -        | -              |      |
| -                 | 9  | Ishida Mizuho    | -           | -      | 1        | 1              |      |
| -                 | 14 | Ebata Yukiko     | -           | -      | -        | -              |      |
| -                 | 6  | Miyashita Haruka | -           | 1      | 1        | 2              |      |
| -                 | 3  | Kimura Saori     | -           | 3      | 2        | 5              |      |
| -                 | 13 | Shinnabe Risa    | -           | 2      | 1        | 3              |      |
| -                 | 20 | Kawashima Aimi   | -           | 3      | 1        | 4              |      |
| -                 | 12 | Ishii Yuki       | -           | 1      | -        | 1              |      |
| <b>Others</b>     |    |                  | -           | -      | -        | -              |      |
| <b>Total Team</b> |    |                  | 6           | 13     | 15       | 34             | 2.00 |




**Match:** 99 **Date:** 30.08.2013 **Spectators:** 5'200  
**City:** Sapporo  
**Hall:** Hokkaido Prefectural Sports Center  
**Match duration:** **Start:** 19:10 **End:** 20:41 **Total:** 1:31

| Teams               | Sets     | 1    | 2    | 3    | 4 | 5 | Total |
|---------------------|----------|------|------|------|---|---|-------|
| <b>SRB</b>          | <b>3</b> | 25   | 25   | 25   |   |   | 75    |
| <b>JPN</b>          | <b>0</b> | 22   | 17   | 19   |   |   | 58    |
| <b>Set duration</b> |          | 0:28 | 0:24 | 0:26 |   |   | 1:18  |




### JPN • Japan

| Rk                | No | Name             | Aces | Faults | Serve Hits | Total Attempts | Note |
|-------------------|----|------------------|------|--------|------------|----------------|------|
| 1                 | 3  | Kimura Saori     | 1    | 2      | 9          | 12             | 0.33 |
| -                 | 2  | Sato Arisa       | -    | -      | -          | -              |      |
| -                 | 4  | Hirai Kanako     | -    | -      | 6          | 6              |      |
| -                 | 5  | Hashimoto Naoko  | -    | -      | 5          | 5              |      |
| -                 | 6  | Miyashita Haruka | -    | -      | 5          | 5              |      |
| -                 | 9  | Ishida Mizuho    | -    | -      | 4          | 4              |      |
| -                 | 13 | Shinnabe Risa    | -    | -      | 9          | 9              |      |
| -                 | 14 | Ebata Yukiko     | -    | -      | -          | -              |      |
| -                 | 12 | Ishii Yuki       | -    | 1      | 4          | 5              |      |
| -                 | 10 | Iwasaka Nana     | -    | 2      | 6          | 8              |      |
| -                 | 20 | Kawashima Aimi   | -    | 1      | 2          | 3              |      |
| -                 | 1  | Nagaoka Miyu     | -    | 1      | 1          | 2              |      |
| <b>Others</b>     |    |                  | -    | -      | -          | -              |      |
| <b>Total Team</b> |    |                  | 1    | 7      | 51         | 59             | 0.33 |



| Team | Opponent errors & Team faults | Aces | Faults | Total Attempts |
|------|-------------------------------|------|--------|----------------|
|      |                               | 15   | 11     | 26             |

| Rk                | No | Name             | Digs | Faults | Receptions | Total Attempts | Note |
|-------------------|----|------------------|------|--------|------------|----------------|------|
| 1                 | 2  | Sato Arisa       | 7    | 4      | 6          | 17             | 2.33 |
| 2                 | 13 | Shinnabe Risa    | 5    | 2      | 11         | 18             | 1.67 |
| 3                 | 1  | Nagaoka Miyu     | 3    | -      | -          | 3              | 1.00 |
| 4                 | 3  | Kimura Saori     | 2    | 5      | 8          | 15             | 0.67 |
| 5                 | 12 | Ishii Yuki       | 1    | 1      | 6          | 8              | 0.33 |
| 5                 | 5  | Hashimoto Naoko  | 1    | 1      | 5          | 7              | 0.33 |
| 5                 | 6  | Miyashita Haruka | 1    | 1      | 2          | 4              | 0.33 |
| -                 | 4  | Hirai Kanako     | -    | -      | 2          | 2              |      |
| -                 | 14 | Ebata Yukiko     | -    | -      | -          | -              |      |
| -                 | 9  | Ishida Mizuho    | -    | 3      | 2          | 5              |      |
| -                 | 10 | Iwasaka Nana     | -    | 3      | -          | 3              |      |
| -                 | 20 | Kawashima Aimi   | -    | 1      | -          | 1              |      |
| <b>Others</b>     |    |                  | -    | -      | -          | -              |      |
| <b>Total Team</b> |    |                  | 20   | 21     | 42         | 83             | 6.67 |






# P-3 VOLLEYBALL • Match players ranking



FIVB Women's Volleyball World Grand Prix 2013  
Final round

Match: 99 Date: 30.08.2013 Spectators: 5'200  
City: Sapporo  
Hall: Hokkaido Prefectural Sports Center  
Match duration: Start: 19:10 End: 20:41 Total: 1:31


| Teams        | Sets | 1    | 2    | 3    | 4 | 5 | Total |
|--------------|------|------|------|------|---|---|-------|
| SRB          | 3    | 25   | 25   | 25   |   |   | 75    |
| JPN          | 0    | 22   | 17   | 19   |   |   | 58    |
| Set duration |      | 0:28 | 0:24 | 0:26 |   |   | 1:18  |

**Set**

Avg. by set

| Rk                | No | Name             | Running Sets | Faults | Still Sets | Total Attempts | Note |
|-------------------|----|------------------|--------------|--------|------------|----------------|------|
| 1                 | 6  | Miyashita Haruka | 12           | 1      | 36         | 49             | 4.00 |
| 2                 | 5  | Hashimoto Naoko  | 6            | -      | 35         | 41             | 2.00 |
| -                 | 1  | Nagaoka Miyu     | -            | -      | -          | -              |      |
| -                 | 2  | Sato Arisa       | -            | -      | 6          | 6              |      |
| -                 | 3  | Kimura Saori     | -            | -      | 1          | 1              |      |
| -                 | 4  | Hirai Kanako     | -            | -      | 1          | 1              |      |
| -                 | 9  | Ishida Mizuho    | -            | -      | -          | -              |      |
| -                 | 10 | Iwasaka Nana     | -            | -      | 3          | 3              |      |
| -                 | 12 | Ishii Yuki       | -            | -      | -          | -              |      |
| -                 | 13 | Shinnabe Risa    | -            | -      | -          | -              |      |
| -                 | 14 | Ebata Yukiko     | -            | -      | -          | -              |      |
| -                 | 20 | Kawashima Aimi   | -            | -      | -          | -              |      |
| <b>Others</b>     |    |                  | -            | -      | -          | -              |      |
| <b>Total Team</b> |    |                  | 18           | 1      | 82         | 101            | 6.00 |



**Reception**

Eff. %  
Limit: 25.00%

| Rk                | No | Name             | Excellents | Faults | Serve Receptions | Total Attempts | Note  |
|-------------------|----|------------------|------------|--------|------------------|----------------|-------|
| 1                 | 13 | Shinnabe Risa    | 19         | 1      | 20               | 40             | 45.00 |
| 2                 | 3  | Kimura Saori     | 8          | 1      | 8                | 17             | 41.18 |
| -                 | 2  | Sato Arisa       | 8          | -      | 1                | 9              |       |
| -                 | 1  | Nagaoka Miyu     | -          | -      | -                | -              |       |
| -                 | 4  | Hirai Kanako     | -          | -      | -                | -              |       |
| -                 | 5  | Hashimoto Naoko  | -          | -      | -                | -              |       |
| -                 | 6  | Miyashita Haruka | -          | -      | -                | -              |       |
| -                 | 9  | Ishida Mizuho    | -          | -      | -                | -              |       |
| -                 | 10 | Iwasaka Nana     | -          | -      | -                | -              |       |
| -                 | 12 | Ishii Yuki       | -          | -      | -                | -              |       |
| -                 | 14 | Ebata Yukiko     | -          | -      | -                | -              |       |
| -                 | 20 | Kawashima Aimi   | -          | -      | -                | -              |       |
| <b>Others</b>     |    |                  | -          | -      | -                | -              |       |
| <b>Total Team</b> |    |                  | 35         | 2      | 29               | 66             | 50.00 |

