



P-3 VOLLEYBALL • Match players ranking

2009 FIVB World Grand Prix
Pool A - Rio de Janeiro, BRA


FIVB
www.fivb.org

Match: 2 **Date:** 31.07.2009 **Spectators:** 2'632
City: Rio de Janeiro
Hall: Ginasio do Maracanazinho
Match duration: **Start:** 13:07 **End:** 14:29 **Total:** 1:22

Teams	Sets	1	2	3	4	5	Total
GER	3	25	25	25			75
USA	0	15	15	16			46
Set duration		0:23	0:24	0:29			1:16




GER • Germany



Spike

Succ. %
Limit: 15.00%


Rk	No	Name	Spikes	Faults	Shots	Total Attempts	Note
1	16	Kozuch Margareta	14	2	11	27	51.85
2	15	Brinker Maren	8	4	9	21	38.10
3	7	Beier Heike	8	3	14	25	32.00
-	18	Ssuschke Corina	5	2	6	13	
-	11	Fürst Christiane	5	-	3	8	
-	2	Weiss Kathleen	2	-	1	3	
-	14	Ross Sabrina	1	-	-	1	
-	3	Hanke Denise	-	-	-	-	
-	4	Tzscherlich Kerstin	-	-	-	-	
-	8	Schaus Nadja	-	-	-	-	
-	9	Kauffeldt Berit	-	-	-	-	
-	10	Matthes Anne	-	-	-	-	
Others			-	-	-	-	
Total Team			43	11	44	98	43.88



Block

Avg. by set

Rk	No	Name	Kill Blocks	Faults	Rebounds	Total Attempts	Note
1	18	Ssuschke Corina	1	2	3	6	0.33
-	3	Hanke Denise	-	-	-	-	
-	4	Tzscherlich Kerstin	-	-	-	-	
-	7	Beier Heike	-	-	5	5	
-	8	Schaus Nadja	-	-	-	-	
-	9	Kauffeldt Berit	-	-	-	-	
-	10	Matthes Anne	-	-	-	-	
-	14	Ross Sabrina	-	-	1	1	
-	11	Fürst Christiane	-	1	11	12	
-	15	Brinker Maren	-	1	3	4	
-	16	Kozuch Margareta	-	2	2	4	
-	2	Weiss Kathleen	-	2	-	2	
Others			-	-	-	-	
Total Team			1	8	25	34	0.33



Serve

Avg. by set

Rk	No	Name	Aces	Faults	Serve Hits	Total Attempts	Note
1	11	Fürst Christiane	3	-	10	13	1.00
2	7	Beier Heike	2	-	11	13	0.67
2	18	Ssuschke Corina	2	2	10	14	0.67
4	2	Weiss Kathleen	1	2	15	18	0.33
4	16	Kozuch Margareta	1	1	5	7	0.33
4	15	Brinker Maren	1	2	6	9	0.33
-	3	Hanke Denise	-	-	-	-	
-	4	Tzscherlich Kerstin	-	-	-	-	
-	8	Schaus Nadja	-	-	-	-	
-	9	Kauffeldt Berit	-	-	-	-	
-	10	Matthes Anne	-	-	-	-	
-	14	Ross Sabrina	-	-	-	-	
Others			-	-	-	-	
Total Team			10	7	57	74	3.33

Team	Opponent errors & Team faults	21	-	21





P-3 VOLLEYBALL • Match players ranking

2009 FIVB World Grand Prix
Pool A - Rio de Janeiro, BRA




Match: 2 **Date:** 31.07.2009 **Spectators:** 2'632
City: Rio de Janeiro
Hall: Ginasio do Maracanazinho
Match duration: **Start:** 13:07 **End:** 14:29 **Total:** 1:22

Teams	Sets	1	2	3	4	5	Total
GER	3	25	25	25			75
USA	0	15	15	16			46
Set duration		0:23	0:24	0:29			1:16




GER • Germany



Dig

Avg. by set


Rk	No	Name	Digs	Faults	Receptions	Total Attempts	Note
1	4	Tzscherlich Kerstin	22	5	-	27	7.33
2	2	Weiss Kathleen	9	1	-	10	3.00
3	16	Kozuch Margareta	8	1	-	9	2.67
3	7	Beier Heike	8	4	-	12	2.67
5	15	Brinker Maren	5	5	-	10	1.67
6	11	Fürst Christiane	3	-	1	4	1.00
6	18	Ssuschke Corina	3	1	-	4	1.00
-	3	Hanke Denise	-	-	1	1	
-	8	Schaus Nadja	-	-	-	-	
-	9	Kauffeldt Berit	-	-	-	-	
-	10	Matthes Anne	-	-	-	-	
-	14	Ross Sabrina	-	-	-	-	
Others			-	-	-	-	
Total Team			58	17	2	77	19.33



Set

Avg. by set

Rk	No	Name	Running Sets	Faults	Still Sets	Total Attempts	Note
1	2	Weiss Kathleen	21	-	52	73	7.00
-	3	Hanke Denise	-	-	3	3	
-	4	Tzscherlich Kerstin	-	-	1	1	
-	7	Beier Heike	-	-	1	1	
-	8	Schaus Nadja	-	-	-	-	
-	9	Kauffeldt Berit	-	-	-	-	
-	10	Matthes Anne	-	-	-	-	
-	11	Fürst Christiane	-	-	9	9	
-	14	Ross Sabrina	-	-	-	-	
-	15	Brinker Maren	-	-	2	2	
-	16	Kozuch Margareta	-	-	2	2	
-	18	Ssuschke Corina	-	-	-	-	
Others			-	-	-	-	
Total Team			21	-	70	91	7.00



Reception

Eff. %
Limit: 25.00%

Rk	No	Name	Excellents	Faults	Serve Receptions	Total Attempts	Note
1	7	Beier Heike	5	1	10	16	25.00
2	4	Tzscherlich Kerstin	3	2	10	15	6.67
-	15	Brinker Maren	2	-	6	8	
-	2	Weiss Kathleen	-	-	-	-	
-	3	Hanke Denise	-	-	-	-	
-	8	Schaus Nadja	-	-	-	-	
-	9	Kauffeldt Berit	-	-	-	-	
-	10	Matthes Anne	-	-	-	-	
-	11	Fürst Christiane	-	-	-	-	
-	14	Ross Sabrina	-	-	-	-	
-	16	Kozuch Margareta	-	-	-	-	
-	18	Ssuschke Corina	-	-	-	-	
Others			-	-	-	-	
Total Team			10	3	26	39	17.95





P-3 VOLLEYBALL • Match players ranking

2009 FIVB World Grand Prix
Pool A - Rio de Janeiro, BRA



Match: 2 **Date:** 31.07.2009 **Spectators:** 2'632
City: Rio de Janeiro
Hall: Ginasio do Maracanazinho
Match duration: **Start:** 13:07 **End:** 14:29 **Total:** 1:22

Teams	Sets	1	2	3	4	5	Total
GER	3	25	25	25			75
USA	0	15	15	16			46
Set duration		0:23	0:24	0:29			1:16



USA • USA



Spike

Succ. %
Limit: 15.00%

Rk	No	Name	Spikes	Faults	Shots	Total Attempts	Note
1	10	Richards Kristin	6	2	9	17	35.29
2	1	Fawcett Nicole	7	4	15	26	26.92
3	8	Barboza Cynthia	3	-	12	15	20.00
3	11	Larson Jordan	4	2	14	20	20.00
-	18	Akinradewo Foluke	1	-	5	6	
-	16	Harmotto Christa	3	-	2	5	
-	4	McGinnis Angela	1	2	1	4	
-	7	Pressey Angela	-	-	1	1	
-	6	Davis Nicole	-	-	-	-	
-	9	Crimes Alexis	-	-	-	-	
-	14	Hughes Heather	-	-	-	-	
-	15	Thompson Courtney	-	-	-	-	
Others			-	-	-	-	
Total Team			25	10	59	94	26.60



Block

Avg. by set

Rk	No	Name	Kill Blocks	Faults	Rebounds	Total Attempts	Note
1	1	Fawcett Nicole	3	4	3	10	1.00
2	10	Richards Kristin	2	1	1	4	0.67
2	16	Harmotto Christa	2	5	4	11	0.67
-	4	McGinnis Angela	-	-	-	-	
-	6	Davis Nicole	-	-	-	-	
-	7	Pressey Angela	-	-	-	-	
-	14	Hughes Heather	-	-	-	-	
-	8	Barboza Cynthia	-	2	1	3	
-	18	Akinradewo Foluke	-	8	4	12	
-	9	Crimes Alexis	-	1	-	1	
-	11	Larson Jordan	-	2	-	2	
-	15	Thompson Courtney	-	1	-	1	
Others			-	-	-	-	
Total Team			7	24	13	44	2.33



Serve

Avg. by set

Rk	No	Name	Aces	Faults	Serve Hits	Total Attempts	Note
1	4	McGinnis Angela	1	-	3	4	0.33
1	8	Barboza Cynthia	1	1	5	7	0.33
1	1	Fawcett Nicole	1	3	4	8	0.33
-	6	Davis Nicole	-	-	-	-	
-	7	Pressey Angela	-	-	-	-	
-	10	Richards Kristin	-	-	3	3	
-	14	Hughes Heather	-	-	-	-	
-	15	Thompson Courtney	-	-	3	3	
-	16	Harmotto Christa	-	-	6	6	
-	18	Akinradewo Foluke	-	-	5	5	
-	11	Larson Jordan	-	3	7	10	
-	9	Crimes Alexis	-	1	-	1	
Others			-	-	-	-	
Total Team			3	8	36	47	1.00

Team	Opponent errors & Team faults	11	1	12






P-3 VOLLEYBALL • Match players ranking

2009 FIVB World Grand Prix
Pool A - Rio de Janeiro, BRA


FIVB
www.fivb.org

Match: 2 Date: 31.07.2009 Spectators: 2'632
City: Rio de Janeiro
Hall: Ginasio do Maracanazinho
Match duration: Start: 13:07 End: 14:29 Total: 1:22

Teams	Sets	1	2	3	4	5	Total
GER	3	25	25	25			75
USA	0	15	15	16			46
Set duration		0:23	0:24	0:29			1:16



USA • USA



Dig

Avg. by set


Rk	No	Name	Digs	Faults	Receptions	Total Attempts	Note
1	6	Davis Nicole	18	7	3	28	6.00
2	15	Thompson Courtney	7	2	-	9	2.33
3	4	McGinnis Angela	5	2	-	7	1.67
4	8	Barboza Cynthia	4	-	-	4	1.33
4	10	Richards Kristin	4	1	1	6	1.33
6	1	Fawcett Nicole	3	4	-	7	1.00
7	18	Akinradewo Foluke	2	-	2	4	0.67
8	11	Larson Jordan	1	3	-	4	0.33
-	7	Pressey Angela	-	-	-	-	
-	9	Crimes Alexis	-	-	-	-	
-	14	Hughes Heather	-	-	-	-	
-	16	Harmotto Christa	-	-	-	-	
Others			-	-	-	-	
Total Team			44	19	6	69	14.67



Set

Avg. by set

Rk	No	Name	Running Sets	Faults	Still Sets	Total Attempts	Note
1	15	Thompson Courtney	7	-	32	39	2.33
2	4	McGinnis Angela	3	-	31	34	1.00
-	1	Fawcett Nicole	-	-	2	2	
-	7	Pressey Angela	-	-	-	-	
-	8	Barboza Cynthia	-	-	1	1	
-	9	Crimes Alexis	-	-	-	-	
-	10	Richards Kristin	-	-	3	3	
-	11	Larson Jordan	-	-	3	3	
-	14	Hughes Heather	-	-	-	-	
-	16	Harmotto Christa	-	-	2	2	
-	6	Davis Nicole	-	2	9	11	
-	18	Akinradewo Foluke	-	1	-	1	
Others			-	-	-	-	
Total Team			10	3	83	96	3.33



Reception

Eff. %
Limit: 25.00%

Rk	No	Name	Excellents	Faults	Serve Receptions	Total Attempts	Note
1	10	Richards Kristin	4	4	10	18	0.00
-	11	Larson Jordan	4	-	11	15	
-	6	Davis Nicole	3	-	3	6	
-	1	Fawcett Nicole	-	-	-	-	
-	4	McGinnis Angela	-	-	-	-	
-	14	Hughes Heather	-	-	-	-	
-	15	Thompson Courtney	-	-	-	-	
-	16	Harmotto Christa	-	-	-	-	
-	18	Akinradewo Foluke	-	-	-	-	
-	8	Barboza Cynthia	2	3	18	23	
-	7	Pressey Angela	-	2	1	3	
-	9	Crimes Alexis	-	1	-	1	
Others			-	-	-	-	
Total Team			13	10	43	66	4.55

