



P-3 VOLLEYBALL • Match players ranking


2007 FIVB World Grand Prix
Pool G - Osaka, JPN

FIVB
www.fivb.org

Match: 41 **Date:** 19.08.2007 **Spectators:** 3'560
City: Osaka
Hall: Osaka Municipal Gym
Match duration: **Start:** 15:00 **End:** 16:40 **Total:** 1:40

Teams	Sets	1	2	3	4	5	Total
KAZ	1	27	20	23	15		85
POL	3	25	25	25	25		100
Set duration		0:25	0:22	0:24	0:20		1:31


KAZ • Kazakhstan



Spike

Succ. %
Limit: 15.00%


Rk	No	Name	Spikes	Faults	Shots	Total Attempts	Note
1	1	Rykova Natalya	14	1	7	22	63.64
2	6	Nassedkina Olga	11	2	8	21	52.38
3	13	Pavlova Yelena	12	6	25	43	27.91
4	11	Grushko Olga	7	3	17	27	25.93
-	4	Karpova Olga	3	5	6	14	
-	8	Ishimtseva Korinna	2	-	2	4	
-	9	Ilyuchshenko Xeniya	-	-	2	2	
-	5	Kutsko Yuliya	-	-	-	-	
-	10	Ezau Yelena	-	-	-	-	
-	12	Zaitseva Irina	-	-	-	-	
-	15	Ryabova Alyona	-	-	-	-	
Others			-	-	-	-	
Total Team			49	17	67	133	36.84



Block

Avg. by set

Rk	No	Name	Kill Blocks	Faults	Rebounds	Total Attempts	Note
1	6	Nassedkina Olga	4	6	7	17	1.00
2	4	Karpova Olga	2	-	5	7	0.50
2	1	Rykova Natalya	2	6	9	17	0.50
2	13	Pavlova Yelena	2	7	8	17	0.50
5	8	Ishimtseva Korinna	1	4	2	7	0.25
-	5	Kutsko Yuliya	-	-	-	-	
-	10	Ezau Yelena	-	-	-	-	
-	12	Zaitseva Irina	-	-	-	-	
-	15	Ryabova Alyona	-	-	-	-	
-	9	Ilyuchshenko Xeniya	-	2	2	4	
-	11	Grushko Olga	-	2	1	3	
Others			-	-	-	-	
Total Team			11	27	34	72	2.75



Serve

Avg. by set

Rk	No	Name	Aces	Faults	Serve Hits	Total Attempts	Note
1	1	Rykova Natalya	1	1	19	21	0.25
-	6	Nassedkina Olga	-	-	10	10	
-	8	Ishimtseva Korinna	-	-	6	6	
-	10	Ezau Yelena	-	-	-	-	
-	12	Zaitseva Irina	-	-	-	-	
-	15	Ryabova Alyona	-	-	-	-	
-	11	Grushko Olga	-	1	16	17	
-	4	Karpova Olga	-	1	10	11	
-	9	Ilyuchshenko Xeniya	-	1	5	6	
-	13	Pavlova Yelena	-	6	7	13	
-	5	Kutsko Yuliya	-	1	1	2	
Others			-	-	-	-	
Total Team			1	11	74	86	0.25

Team	Opponent errors & Team faults	24	14	38





P-3 VOLLEYBALL • Match players ranking

2007 FIVB World Grand Prix
Pool G - Osaka, JPN


FIVB
www.fivb.org

Match: 41 Date: 19.08.2007 Spectators: 3'560
City: Osaka
Hall: Osaka Municipal Gym
Match duration: Start: 15:00 End: 16:40 Total: 1:40

Teams	Sets	1	2	3	4	5	Total
KAZ	1	27	20	23	15		85
POL	3	25	25	25	25		100
Set duration		0:25	0:22	0:24	0:20		1:31

KAZ • Kazakhstan

Rk	No	Name	Digs	Faults	Receptions	Total Attempts	Note
1	10	Ezau Yelena	7	9	8	24	1.75
2	1	Rykova Natalya	5	-	3	8	1.25
2	13	Pavlova Yelena	5	4	13	22	1.25
4	11	Grushko Olga	4	4	17	25	1.00
5	9	Ilyuchshenko Xeniya	2	3	7	12	0.50
6	5	Kutsko Yuliya	1	-	1	2	0.25
6	4	Karpova Olga	1	1	3	5	0.25
-	8	Ishimtseva Korinna	-	-	2	2	
-	12	Zaitseva Irina	-	-	-	-	
-	15	Ryabova Alyona	-	-	-	-	
-	6	Nassedkina Olga	-	3	4	7	
Others			-	-	-	-	
Total Team			25	24	58	107	6.25



Dig

Avg. by set


Rk	No	Name	Running Sets	Faults	Still Sets	Total Attempts	Note
1	9	Ilyuchshenko Xeniya	18	-	39	57	4.50
2	8	Ishimtseva Korinna	10	2	42	54	2.50
-	1	Rykova Natalya	-	-	-	-	
-	4	Karpova Olga	-	-	3	3	
-	5	Kutsko Yuliya	-	-	-	-	
-	6	Nassedkina Olga	-	-	3	3	
-	11	Grushko Olga	-	-	1	1	
-	12	Zaitseva Irina	-	-	-	-	
-	13	Pavlova Yelena	-	-	4	4	
-	15	Ryabova Alyona	-	-	-	-	
-	10	Ezau Yelena	-	1	3	4	
Others			-	-	-	-	
Total Team			28	3	95	126	7.00



Set

Avg. by set

Rk	No	Name	Excellents	Faults	Serve Receptions	Total Attempts	Note
1	11	Grushko Olga	15	2	18	35	37.14
2	13	Pavlova Yelena	11	1	21	33	30.30
-	10	Ezau Yelena	9	1	8	18	
-	4	Karpova Olga	1	-	1	2	
-	1	Rykova Natalya	1	-	-	1	
-	5	Kutsko Yuliya	-	-	-	-	
-	6	Nassedkina Olga	-	-	-	-	
-	8	Ishimtseva Korinna	-	-	-	-	
-	9	Ilyuchshenko Xeniya	-	-	-	-	
-	12	Zaitseva Irina	-	-	-	-	
-	15	Ryabova Alyona	-	-	-	-	
Others			-	-	-	-	
Total Team			37	4	48	89	37.08



Reception

Eff. %
Limit: 25.00%





P-3 VOLLEYBALL • Match players ranking

2007 FIVB World Grand Prix
Pool G - Osaka, JPN




Match: 41 **Date:** 19.08.2007 **Spectators:** 3'560
City: Osaka
Hall: Osaka Municipal Gym
Match duration: **Start:** 15:00 **End:** 16:40 **Total:** 1:40

Teams	Sets	1	2	3	4	5	Total
KAZ	1	27	20	23	15		85
POL	3	25	25	25	25		100
Set duration		0:25	0:22	0:24	0:20		1:31




POL • Poland



Spike

Succ. %
Limit: 15.00%


Rk	No	Name	Spikes	Faults	Shots	Total Attempts	Note
1	6	Podolec Anna	11	5	7	23	47.83
2	8	Swieniewicz Dorota	12	4	13	29	41.38
3	1	Skowronska-Dolata Katarzyna	9	4	10	23	39.13
4	3	Dziekiewicz Eleonora	10	5	12	27	37.04
-	13	Rosner Milena	5	2	13	20	
-	14	Liktoras Maria	12	1	3	16	
-	19	Kaczorowska Klaudia	1	1	1	3	
-	12	Sadurek Milena	-	-	2	2	
-	2	Zenik Mariola	-	-	-	-	
-	4	Belcik Izabela	-	-	-	-	
-	9	Bednarek Agnieszka	-	-	-	-	
-	10	Kosmatka Agnieszka	-	-	-	-	
Others			-	-	-	-	
Total Team			60	22	61	143	41.96



Block

Avg. by set

Rk	No	Name	Kill Blocks	Faults	Rebounds	Total Attempts	Note
1	3	Dziekiewicz Eleonora	4	4	5	13	1.00
2	14	Liktoras Maria	3	5	4	12	0.75
3	6	Podolec Anna	2	1	1	4	0.50
3	12	Sadurek Milena	2	2	4	8	0.50
5	8	Swieniewicz Dorota	1	1	1	3	0.25
-	2	Zenik Mariola	-	-	-	-	
-	4	Belcik Izabela	-	-	-	-	
-	9	Bednarek Agnieszka	-	-	-	-	
-	10	Kosmatka Agnieszka	-	-	-	-	
-	19	Kaczorowska Klaudia	-	-	-	-	
-	1	Skowronska-Dolata Katarzyna	-	2	4	6	
-	13	Rosner Milena	-	4	1	5	
Others			-	-	-	-	
Total Team			12	19	20	51	3.00



Serve

Avg. by set

Rk	No	Name	Aces	Faults	Serve Hits	Total Attempts	Note
1	8	Swieniewicz Dorota	1	-	16	17	0.25
1	14	Liktoras Maria	1	1	12	14	0.25
1	6	Podolec Anna	1	1	7	9	0.25
-	2	Zenik Mariola	-	-	-	-	
-	4	Belcik Izabela	-	-	-	-	
-	9	Bednarek Agnieszka	-	-	-	-	
-	10	Kosmatka Agnieszka	-	-	-	-	
-	19	Kaczorowska Klaudia	-	-	-	-	
-	12	Sadurek Milena	-	1	16	17	
-	13	Rosner Milena	-	1	9	10	
-	1	Skowronska-Dolata Katarzyna	-	2	16	18	
-	3	Dziekiewicz Eleonora	-	4	10	14	
Others			-	-	-	-	
Total Team			3	10	86	99	0.75

Team	Opponent errors & Team faults	25	14	39





P-3 VOLLEYBALL • Match players ranking

2007 FIVB World Grand Prix
Pool G - Osaka, JPN


FIVB
www.fivb.org

Match: 41 Date: 19.08.2007 Spectators: 3'560
City: Osaka
Hall: Osaka Municipal Gym
Match duration: Start: 15:00 End: 16:40 Total: 1:40

Teams	Sets	1	2	3	4	5	Total
KAZ	1	27	20	23	15		85
POL	3	25	25	25	25		100
Set duration		0:25	0:22	0:24	0:20		1:31



POL • Poland



Dig

Avg. by set


Rk	No	Name	Digs	Faults	Receptions	Total Attempts	Note
1	8	Swieniewicz Dorota	10	3	7	20	2.50
2	2	Zenik Mariola	9	3	13	25	2.25
3	13	Rosner Milena	7	4	6	17	1.75
4	6	Podolec Anna	4	3	1	8	1.00
5	3	Dziekiewicz Eleonora	3	-	1	4	0.75
5	1	Skowronska-Dolata Katarzyna	3	3	7	13	0.75
7	14	Liktoras Maria	2	-	6	8	0.50
8	12	Sadurek Milena	1	2	13	16	0.25
-	4	Belcik Izabela	-	-	-	-	
-	9	Bednarek Agnieszka	-	-	-	-	
-	10	Kosmatka Agnieszka	-	-	-	-	
-	19	Kaczorowska Klaudia	-	-	-	-	
Others			-	-	-	-	
Total Team			39	18	54	111	9.75



Set

Avg. by set

Rk	No	Name	Running Sets	Faults	Still Sets	Total Attempts	Note
1	12	Sadurek Milena	42	1	76	119	10.50
-	1	Skowronska-Dolata Katarzyna	-	-	1	1	
-	2	Zenik Mariola	-	-	2	2	
-	3	Dziekiewicz Eleonora	-	-	8	8	
-	4	Belcik Izabela	-	-	-	-	
-	6	Podolec Anna	-	-	1	1	
-	8	Swieniewicz Dorota	-	-	2	2	
-	9	Bednarek Agnieszka	-	-	-	-	
-	10	Kosmatka Agnieszka	-	-	1	1	
-	13	Rosner Milena	-	-	2	2	
-	14	Liktoras Maria	-	-	5	5	
-	19	Kaczorowska Klaudia	-	-	1	1	
Others			-	-	-	-	
Total Team			42	1	99	142	10.50



Reception

Eff. %
Limit: 25.00%

Rk	No	Name	Excellents	Faults	Serve Receptions	Total Attempts	Note
1	13	Rosner Milena	14	-	8	22	63.64
2	8	Swieniewicz Dorota	15	1	19	35	40.00
-	2	Zenik Mariola	12	-	3	15	
-	6	Podolec Anna	1	-	1	2	
-	19	Kaczorowska Klaudia	-	-	1	1	
-	1	Skowronska-Dolata Katarzyna	-	-	-	-	
-	3	Dziekiewicz Eleonora	-	-	-	-	
-	4	Belcik Izabela	-	-	-	-	
-	9	Bednarek Agnieszka	-	-	-	-	
-	10	Kosmatka Agnieszka	-	-	-	-	
-	12	Sadurek Milena	-	-	-	-	
-	14	Liktoras Maria	-	-	-	-	
Others			-	-	-	-	
Total Team			42	1	32	75	54.67

