


Match: 4 **Date:** 06.09.2017 **Spectators:** 1'500
City: Tokyo
Hall: Tokyo Metropolitan Gymnasium
Match duration: **Start:** 12:40 **End:** 15:09 **Total:** 2:29

Teams	Sets	1	2	3	4	5	Total
BRA	2	20	12	25	25	17	99
CHN	3	25	25	20	23	19	112
Set duration		0:27	0:23	0:30	0:33	0:24	2:17




BRA • Brazil



Spike

Succ. %
Limit: 15.00%

Rk	No	Name	Spikes	Faults	Shots	Total Attempts	Note
1	10	Guimaraes Gabriela Braga	16	3	15	34	47.06
2	12	Pereira Natalia	12	4	15	31	38.71
3	11	Caixeta Tandara	21	8	29	58	36.21
-	20	Correa Ana Beatriz	9	1	5	15	
-	4	Da Silva Ana Carolina	7	2	2	11	
-	9	Ratzke Roberta Silva	1	-	-	1	
-	15	Marinho Pavao Monique	1	-	-	1	
-	1	LeOo Mara Ferreira	-	-	-	-	
-	3	Rios Naiane De Almeida	-	-	-	-	
-	7	Montibeller Rosamaria	-	-	-	-	
-	13	Francisco Amanda	-	-	-	-	
-	14	Souza Gabriella	-	-	-	-	
-	17	Pinto Suelen	-	-	-	-	
-	21	Lima Saraelen Leandro Ferr	-	-	-	-	
Others			-	-	-	-	
Total Team			67	18	66	151	44.37



Block

Avg. by set

Rk	No	Name	Kill Blocks	Faults	Rebounds	Total Attempts	Note
1	4	Da Silva Ana Carolina	5	6	11	22	1.00
1	20	Correa Ana Beatriz	5	9	4	18	1.00
3	12	Pereira Natalia	2	4	4	10	0.40
3	11	Caixeta Tandara	2	5	-	7	0.40
5	9	Ratzke Roberta Silva	1	1	2	4	0.20
5	10	Guimaraes Gabriela Braga	1	4	4	9	0.20
-	1	LeOo Mara Ferreira	-	-	-	-	
-	3	Rios Naiane De Almeida	-	-	-	-	
-	13	Francisco Amanda	-	-	-	-	
-	14	Souza Gabriella	-	-	-	-	
-	15	Marinho Pavao Monique	-	-	2	2	
-	17	Pinto Suelen	-	-	-	-	
-	21	Lima Saraelen Leandro Ferr	-	-	-	-	
-	7	Montibeller Rosamaria	-	1	-	1	
Others			-	-	-	-	
Total Team			16	30	27	73	3.20


Match: 4 **Date:** 06.09.2017 **Spectators:** 1'500
City: Tokyo
Hall: Tokyo Metropolitan Gymnasium
Match duration: Start: 12:40 End: 15:09 Total: 2:29

Teams	Sets	1	2	3	4	5	Total
BRA	2	20	12	25	25	17	99
CHN	3	25	25	20	23	19	112
Set duration		0:27	0:23	0:30	0:33	0:24	2:17



BRA • Brazil

Rk	No	Name	Aces	Faults	Serve Hits	Total Attempts	Note
1	10	Guimaraes Gabriela Braga	1	1	10	12	0.20
-	1	LeOo Mara Ferreira	-	-	-	-	
-	3	Rios Naiane De Almeida	-	-	3	3	
-	4	Da Silva Ana Carolina	-	-	11	11	
-	7	Montibeller Rosamaria	-	-	1	1	
-	12	Pereira Natalia	-	-	14	14	
-	13	Francisco Amanda	-	-	7	7	
-	14	Souza Gabriella	-	-	-	-	
-	15	Marinho Pavao Monique	-	-	5	5	
-	17	Pinto Suelen	-	-	-	-	
-	21	Lima Saraelen Leandro Ferr	-	-	-	-	
-	11	Caixeta Tandara	-	2	19	21	
-	9	Ratzke Roberta Silva	-	2	16	18	
-	20	Correa Ana Beatriz	-	1	6	7	
Others			-	-	-	-	
Total Team			1	6	92	99	0.20




Serve

Avg. by set

Team	Opponent errors & Team faults	Aces	Faults	Total Attempts
		15	27	42

Rk	No	Name	Digs	Faults	Receptions	Total Attempts	Note
1	10	Guimaraes Gabriela Braga	11	5	7	23	2.20
1	14	Souza Gabriella	11	9	6	26	2.20
3	12	Pereira Natalia	6	3	5	14	1.20
4	4	Da Silva Ana Carolina	4	-	3	7	0.80
4	11	Caixeta Tandara	4	2	10	16	0.80
6	13	Francisco Amanda	2	-	-	2	0.40
7	20	Correa Ana Beatriz	1	1	7	9	0.20
7	9	Ratzke Roberta Silva	1	3	10	14	0.20
-	1	LeOo Mara Ferreira	-	-	-	-	
-	3	Rios Naiane De Almeida	-	-	1	1	
-	7	Montibeller Rosamaria	-	-	-	-	
-	15	Marinho Pavao Monique	-	-	-	-	
-	17	Pinto Suelen	-	-	-	-	
-	21	Lima Saraelen Leandro Ferr	-	-	-	-	
Others			-	-	-	-	
Total Team			40	23	49	112	8.00



Dig


Avg. by set

Match: 4 **Date:** 06.09.2017 **Spectators:** 1'500
City: Tokyo
Hall: Tokyo Metropolitan Gymnasium
Match duration: **Start:** 12:40 **End:** 15:09 **Total:** 2:29

Teams	Sets	1	2	3	4	5	Total
BRA	2	20	12	25	25	17	99
CHN	3	25	25	20	23	19	112
Set duration		0:27	0:23	0:30	0:33	0:24	2:17




BRA • Brazil



Set

Avg. by set

Rk	No	Name	Running Sets	Faults	Still Sets	Total Attempts	Note
1	9	Ratzke Roberta Silva	38	1	91	130	7.60
2	11	Caixeta Tandara	1	-	2	3	0.20
-	1	LeOo Mara Ferreira	-	-	-	-	
-	3	Rios Naiane De Almeida	-	-	1	1	
-	4	Da Silva Ana Carolina	-	-	3	3	
-	7	Montibeller Rosamaria	-	-	-	-	
-	10	Guimaraes Gabriela Braga	-	-	6	6	
-	12	Pereira Natalia	-	-	3	3	
-	13	Francisco Amanda	-	-	1	1	
-	14	Souza Gabriella	-	-	4	4	
-	15	Marinho Pavao Monique	-	-	-	-	
-	17	Pinto Suelen	-	-	-	-	
-	20	Correa Ana Beatriz	-	-	2	2	
-	21	Lima Saraelen Leandro Ferr	-	-	-	-	
Others			-	-	-	-	
Total Team			39	1	113	153	7.80




Reception

Eff. %
Limit: 25.00%


Rk	No	Name	Excellents	Faults	Serve Receptions	Total Attempts	Note
1	14	Souza Gabriella	14	1	18	33	39.39
2	12	Pereira Natalia	18	3	23	44	34.09
-	10	Guimaraes Gabriela Braga	7	1	13	21	
-	1	LeOo Mara Ferreira	-	-	-	-	
-	3	Rios Naiane De Almeida	-	-	-	-	
-	4	Da Silva Ana Carolina	-	-	-	-	
-	7	Montibeller Rosamaria	-	-	-	-	
-	9	Ratzke Roberta Silva	-	-	-	-	
-	11	Caixeta Tandara	-	-	-	-	
-	15	Marinho Pavao Monique	-	-	-	-	
-	17	Pinto Suelen	-	-	-	-	
-	21	Lima Saraelen Leandro Ferr	-	-	-	-	
-	13	Francisco Amanda	-	1	2	3	
-	20	Correa Ana Beatriz	-	1	1	2	
Others			-	-	-	-	
Total Team			39	7	57	103	31.07

Match: 4 **Date:** 06.09.2017 **Spectators:** 1'500
City: Tokyo
Hall: Tokyo Metropolitan Gymnasium
Match duration: **Start:** 12:40 **End:** 15:09 **Total:** 2:29

Teams	Sets	1	2	3	4	5	Total
BRA	2	20	12	25	25	17	99
CHN	3	25	25	20	23	19	112
Set duration		0:27	0:23	0:30	0:33	0:24	2:17




CHN • China



Spike

Succ. %
Limit: 15.00%

Rk	No	Name	Spikes	Faults	Shots	Total Attempts	Note
1	2	Zhu Ting	31	9	13	53	58.49
2	22	Zeng Chunlei	11	3	10	24	45.83
-	1	Yuan Xinyue	9	4	7	20	
-	9	Zhang Changning	5	3	8	16	
-	20	Yan Ni	7	-	8	15	
-	10	Liu Xiaotong	8	1	5	14	
-	6	Gong Xiangyu	2	-	5	7	
-	12	Zheng Yixin	1	-	-	1	
-	16	Ding Xia	1	-	-	1	
-	7	Diao Linyu	-	-	-	-	
-	8	Yao Di	-	-	-	-	
-	13	Wang Chenyue	-	-	-	-	
-	15	Lin Li	-	-	-	-	
-	18	Wang Mengjie	-	-	-	-	
Others			-	-	-	-	
Total Team			75	20	56	151	49.67




Block

Avg. by set

Rk	No	Name	Kill Blocks	Faults	Rebounds	Total Attempts	Note
1	20	Yan Ni	4	4	3	11	0.80
2	1	Yuan Xinyue	3	4	6	13	0.60
3	2	Zhu Ting	1	1	1	3	0.20
-	8	Yao Di	-	-	-	-	
-	12	Zheng Yixin	-	-	-	-	
-	13	Wang Chenyue	-	-	-	-	
-	15	Lin Li	-	-	-	-	
-	18	Wang Mengjie	-	-	-	-	
-	22	Zeng Chunlei	-	6	15	21	
-	16	Ding Xia	-	4	9	13	
-	6	Gong Xiangyu	-	1	2	3	
-	7	Diao Linyu	-	1	1	2	
-	9	Zhang Changning	-	1	1	2	
-	10	Liu Xiaotong	-	2	2	4	
Others			-	-	-	-	
Total Team			8	24	40	72	1.60


Match: 4 **Date:** 06.09.2017 **Spectators:** 1'500
City: Tokyo
Hall: Tokyo Metropolitan Gymnasium
Match duration: **Start:** 12:40 **End:** 15:09 **Total:** 2:29

Teams	Sets	1	2	3	4	5	Total
BRA	2	20	12	25	25	17	99
CHN	3	25	25	20	23	19	112
Set duration		0:27	0:23	0:30	0:33	0:24	2:17



CHN • China

Rk	No	Name	Aces	Faults	Serve Hits	Total Attempts	Note
1	1	Yuan Xinyue	3	1	16	20	0.60
2	2	Zhu Ting	1	-	14	15	0.20
2	16	Ding Xia	1	1	12	14	0.20
2	22	Zeng Chunlei	1	1	11	13	0.20
2	9	Zhang Changning	1	2	16	19	0.20
-	6	Gong Xiangyu	-	-	1	1	
-	7	Diao Linyu	-	-	1	1	
-	8	Yao Di	-	-	-	-	
-	13	Wang Chenyue	-	-	-	-	
-	15	Lin Li	-	-	-	-	
-	18	Wang Mengjie	-	-	-	-	
-	20	Yan Ni	-	1	19	20	
-	10	Liu Xiaotong	-	1	5	6	
-	12	Zheng Yixin	-	1	2	3	
Others			-	-	-	-	
Total Team			7	8	97	112	1.40




Serve

Avg. by set

Team	Opponent errors & Team faults	Aces	Faults	Total Attempts
		22	20	42

Rk	No	Name	Digs	Faults	Receptions	Total Attempts	Note
1	2	Zhu Ting	10	4	12	26	2.00
2	15	Lin Li	7	2	4	13	1.40
3	22	Zeng Chunlei	6	3	5	14	1.20
4	9	Zhang Changning	5	4	10	19	1.00
4	10	Liu Xiaotong	5	2	2	9	1.00
6	7	Diao Linyu	3	1	1	5	0.60
6	18	Wang Mengjie	3	3	1	7	0.60
8	20	Yan Ni	2	-	1	3	0.40
8	16	Ding Xia	2	3	7	12	0.40
10	6	Gong Xiangyu	1	2	-	3	0.20
-	8	Yao Di	-	-	-	-	
-	12	Zheng Yixin	-	-	-	-	
-	13	Wang Chenyue	-	-	-	-	
-	1	Yuan Xinyue	-	1	3	4	
Others			-	-	-	-	
Total Team			44	25	46	115	8.80




Dig

Avg. by set


Match: 4 **Date:** 06.09.2017 **Spectators:** 1'500
City: Tokyo
Hall: Tokyo Metropolitan Gymnasium
Match duration: **Start:** 12:40 **End:** 15:09 **Total:** 2:29

Teams	Sets	1	2	3	4	5	Total
BRA	2	20	12	25	25	17	99
CHN	3	25	25	20	23	19	112
Set duration		0:27	0:23	0:30	0:33	0:24	2:17



CHN • China


Rk	No	Name	Running Sets	Faults	Still Sets	Total Attempts	Note
1	16	Ding Xia	26	1	78	105	5.20
2	7	Diao Linyu	6	-	17	23	1.20
3	15	Lin Li	1	-	6	7	0.20
-	1	Yuan Xinyue	-	-	3	3	
-	2	Zhu Ting	-	-	-	-	
-	6	Gong Xiangyu	-	-	-	-	
-	8	Yao Di	-	-	-	-	
-	9	Zhang Changning	-	-	-	-	
-	10	Liu Xiaotong	-	-	2	2	
-	12	Zheng Yixin	-	-	2	2	
-	13	Wang Chenyue	-	-	-	-	
-	18	Wang Mengjie	-	-	3	3	
-	20	Yan Ni	-	-	3	3	
-	22	Zeng Chunlei	-	-	3	3	
Others			-	-	-	-	
Total Team			33	1	117	151	6.60



Set

Avg. by set

Rk	No	Name	Excellents	Faults	Serve Receptions	Total Attempts	Note
1	2	Zhu Ting	11	1	17	29	34.48
-	15	Lin Li	7	-	12	19	
-	9	Zhang Changning	6	-	10	16	
-	22	Zeng Chunlei	8	-	6	14	
-	10	Liu Xiaotong	4	-	4	8	
-	6	Gong Xiangyu	3	-	4	7	
-	1	Yuan Xinyue	-	-	-	-	
-	7	Diao Linyu	-	-	-	-	
-	8	Yao Di	-	-	-	-	
-	12	Zheng Yixin	-	-	-	-	
-	13	Wang Chenyue	-	-	-	-	
-	16	Ding Xia	-	-	-	-	
-	18	Wang Mengjie	-	-	-	-	
-	20	Yan Ni	-	-	-	-	
Others			-	-	-	-	
Total Team			39	1	53	93	40.86



Reception

Eff. %
Limit: 25.00%