


**Match:** 2    **Date:** 12.11.2013    **Spectators:** 2'000  
**City:** Nagoya  
**Hall:** Nagoya Nippongaishi Hall  
**Match duration:** Start: 15:40 End: 17:14 Total: 1:34

Teams	Sets	1	2	3	4	5	Total
<b>USA</b>	<b>0</b>	24	24	20			68
<b>BRA</b>	<b>3</b>	26	26	25			77
<b>Set duration</b>		0:28	0:31	0:29			1:28



## USA • USA

**Spike**

Succ. %  
Limit: 15.00%

Rk	No	Name	Spikes	Faults	Shots	Total Attempts	Note
1	15	Murphy Kelly (OP)	14	5	16	35	40.00
2	10	Larson - Burbach Jordan Quinn (OS)	7	6	19	32	21.88
-	9	Hildebrand Kristin Lynn (OS)	4	3	11	18	
-	8	Gibbemeyer Lauren (MB)	8	-	5	13	
-	17	Paolini Lauren (MB)	6	3	4	13	
-	16	Hill Kimberly (OS)	2	1	4	7	
-	1	Glass Alisha (S)	2	-	1	3	
-	14	Fawcett Nicole (OP)	-	-	1	1	
-	4	Jackson Cursty (MB)	-	-	-	-	
-	7	Lichtman Cassidy (OS)	-	-	-	-	
-	12	Banwarth Kayla (L)	-	-	-	-	
-	20	Hagglund Jenna (S)	-	-	-	-	
<b>Others</b>			-	-	-	-	
<b>Total Team</b>			43	18	61	122	35.25

**Block**


Avg. by set

Rk	No	Name	Kill Blocks	Faults	Rebounds	Total Attempts	Note
1	10	Larson - Burbach Jordan Quinn (OS)	2	4	4	10	0.67
2	17	Paolini Lauren (MB)	1	-	5	6	0.33
2	8	Gibbemeyer Lauren (MB)	1	2	10	13	0.33
2	1	Glass Alisha (S)	1	1	3	5	0.33
-	4	Jackson Cursty (MB)	-	-	-	-	
-	7	Lichtman Cassidy (OS)	-	-	-	-	
-	12	Banwarth Kayla (L)	-	-	-	-	
-	16	Hill Kimberly (OS)	-	-	-	-	
-	20	Hagglund Jenna (S)	-	-	-	-	
-	15	Murphy Kelly (OP)	-	1	2	3	
-	9	Hildebrand Kristin Lynn (OS)	-	2	2	4	
-	14	Fawcett Nicole (OP)	-	2	-	2	
<b>Others</b>			-	-	-	-	
<b>Total Team</b>			5	12	26	43	1.67



**Match:** 2    **Date:** 12.11.2013    **Spectators:** 2'000  
**City:** Nagoya  
**Hall:** Nagoya Nippongaishi Hall  
**Match duration:** **Start:** 15:40    **End:** 17:14    **Total:** 1:34

Teams	Sets	1	2	3	4	5	Total
<b>USA</b>	<b>0</b>	24	24	20			68
<b>BRA</b>	<b>3</b>	26	26	25			77
<b>Set duration</b>		0:28	0:31	0:29			1:28



## USA • USA

Rk	No	Name	Aces	Faults	Serve Hits	Total Attempts	Note
-	4	Jackson Cursty (MB)	-	-	-	-	
-	7	Lichtman Cassidy (OS)	-	-	4	4	
-	8	Gibbemeyer Lauren (MB)	-	-	9	9	
-	12	Banwarth Kayla (L)	-	-	-	-	
-	16	Hill Kimberly (OS)	-	-	5	5	
-	17	Paolini Lauren (MB)	-	-	9	9	
-	20	Hagglund Jenna (S)	-	1	6	7	
-	9	Hildebrand Kristin Lynn (OS)	-	1	4	5	
-	15	Murphy Kelly (OP)	-	1	4	5	
-	10	Larson - Burbach Jordan Quinn (OS)	-	3	10	13	
-	1	Glass Alisha (S)	-	4	6	10	
-	14	Fawcett Nicole (OP)	-	1	1	2	
<b>Others</b>			-	-	-	-	
<b>Total Team</b>			-	11	58	69	

**Serve**

Avg. by set

Team	Opponent errors & Team faults	Aces	Faults	Total Attempts
		20	15	35

Rk	No	Name	Digs	Faults	Receptions	Total Attempts	Note
1	12	Banwarth Kayla (L)	14	3	9	26	4.67
2	10	Larson - Burbach Jordan Quinn (OS)	11	1	6	18	3.67
3	1	Glass Alisha (S)	7	6	6	19	2.33
4	9	Hildebrand Kristin Lynn (OS)	6	1	7	14	2.00
5	8	Gibbemeyer Lauren (MB)	3	-	3	6	1.00
5	16	Hill Kimberly (OS)	3	1	2	6	1.00
7	7	Lichtman Cassidy (OS)	1	-	-	1	0.33
7	14	Fawcett Nicole (OP)	1	-	-	1	0.33
7	15	Murphy Kelly (OP)	1	2	5	8	0.33
-	4	Jackson Cursty (MB)	-	-	-	-	
-	20	Hagglund Jenna (S)	-	1	1	2	
-	17	Paolini Lauren (MB)	-	2	-	2	
<b>Others</b>			-	-	-	-	
<b>Total Team</b>			47	17	39	103	15.67


**Dig**

Avg. by set



**Match:** 2    **Date:** 12.11.2013    **Spectators:** 2'000  
**City:** Nagoya  
**Hall:** Nagoya Nippongaishi Hall  
**Match duration:** **Start:** 15:40    **End:** 17:14    **Total:** 1:34

Teams	Sets	1	2	3	4	5	Total
<b>USA</b>	<b>0</b>	24	24	20			68
<b>BRA</b>	<b>3</b>	26	26	25			77
<b>Set duration</b>		0:28	0:31	0:29			1:28



## USA • USA

**Set**

Avg. by set

Rk	No	Name	Running Sets	Faults	Still Sets	Total Attempts	Note
1	1	Glass Alisha (S)	30	-	73	103	10.00
-	4	Jackson Cursty (MB)	-	-	-	-	
-	7	Lichtman Cassidy (OS)	-	-	-	-	
-	8	Gibbemeyer Lauren (MB)	-	-	1	1	
-	9	Hildebrand Kristin Lynn (OS)	-	-	1	1	
-	10	Larson - Burbach Jordan Quinn (OS)	-	-	1	1	
-	14	Fawcett Nicole (OP)	-	-	-	-	
-	15	Murphy Kelly (OP)	-	-	2	2	
-	16	Hill Kimberly (OS)	-	-	-	-	
-	17	Paolini Lauren (MB)	-	-	2	2	
-	20	Hagglund Jenna (S)	-	-	-	-	
-	12	Banwarth Kayla (L)	-	1	7	8	
<b>Others</b>			-	-	-	-	
<b>Total Team</b>			30	1	87	118	10.00

**Reception**

Eff. %  
Limit: 25.00%

Rk	No	Name	Excellents	Faults	Serve Receptions	Total Attempts	Note
1	16	Hill Kimberly (OS)	5	1	13	19	21.05
2	9	Hildebrand Kristin Lynn (OS)	3	1	20	24	8.33
-	12	Banwarth Kayla (L)	8	-	6	14	
-	10	Larson - Burbach Jordan Quinn (OS)	3	1	8	12	
-	7	Lichtman Cassidy (OS)	2	-	-	2	
-	1	Glass Alisha (S)	-	-	1	1	
-	8	Gibbemeyer Lauren (MB)	-	-	1	1	
-	4	Jackson Cursty (MB)	-	-	-	-	
-	14	Fawcett Nicole (OP)	-	-	-	-	
-	15	Murphy Kelly (OP)	-	-	-	-	
-	17	Paolini Lauren (MB)	-	-	-	-	
-	20	Hagglund Jenna (S)	-	-	-	-	
<b>Others</b>			-	-	-	-	
<b>Total Team</b>			21	3	49	73	24.66

**Match:** 2    **Date:** 12.11.2013    **Spectators:** 2'000  
**City:** Nagoya  
**Hall:** Nagoya Nippongaishi Hall  
**Match duration:** **Start:** 15:40    **End:** 17:14    **Total:** 1:34

Teams	Sets	1	2	3	4	5	Total
<b>USA</b>	<b>0</b>	24	24	20			<b>68</b>
<b>BRA</b>	<b>3</b>	26	26	25			<b>77</b>
<b>Set duration</b>		0:28	0:31	0:29			1:28



## BRA • Brazil

**Spike**

Succ. %  
Limit: 15.00%

Rk	No	Name	Spikes	Faults	Shots	Total Attempts	Note
1	16	Rodrigues Fernanda (OS)	12	2	11	25	48.00
2	12	Pereira Natalia (OS)	12	5	19	36	33.33
3	13	Castro Sheilla (OP)	7	4	16	27	25.93
-	1	Claudino Fabiana (MB)	4	3	6	13	
-	5	Silva Adenizia (MB)	4	1	2	7	
-	15	Marinho Pavao Monique (OP)	1	-	1	2	
-	17	Sousa Josefa Fabiola (S)	1	1	-	2	
-	11	Caixeta Tandara (OS)	-	2	-	2	
-	8	Silva Claudia (S)	-	-	-	-	
-	9	Pavão Michelle (OS)	-	-	-	-	
-	10	Oliveira Walewska (MB)	-	-	-	-	
-	14	Oliveira Fabiana (L)	-	-	-	-	
<b>Others</b>			-	-	-	-	
<b>Total Team</b>			<b>41</b>	<b>18</b>	<b>55</b>	<b>114</b>	<b>35.96</b>

**Block**

Avg. by set

Rk	No	Name	Kill Blocks	Faults	Rebounds	Total Attempts	Note
1	17	Sousa Josefa Fabiola (S)	3	-	3	6	1.00
1	5	Silva Adenizia (MB)	3	7	9	19	1.00
3	1	Claudino Fabiana (MB)	2	1	8	11	0.67
4	13	Castro Sheilla (OP)	1	1	2	4	0.33
4	16	Rodrigues Fernanda (OS)	1	7	3	11	0.33
-	8	Silva Claudia (S)	-	-	-	-	
-	9	Pavão Michelle (OS)	-	-	-	-	
-	10	Oliveira Walewska (MB)	-	-	-	-	
-	11	Caixeta Tandara (OS)	-	-	-	-	
-	14	Oliveira Fabiana (L)	-	-	-	-	
-	15	Marinho Pavao Monique (OP)	-	-	-	-	
-	12	Pereira Natalia (OS)	-	3	4	7	
<b>Others</b>			-	-	-	-	
<b>Total Team</b>			<b>10</b>	<b>19</b>	<b>29</b>	<b>58</b>	<b>3.33</b>

**Match:** 2    **Date:** 12.11.2013    **Spectators:** 2'000  
**City:** Nagoya  
**Hall:** Nagoya Nippongaishi Hall  
**Match duration:** **Start:** 15:40    **End:** 17:14    **Total:** 1:34

Teams	Sets	1	2	3	4	5	Total
<b>USA</b>	<b>0</b>	24	24	20			68
<b>BRA</b>	<b>3</b>	26	26	25			77
<b>Set duration</b>		0:28	0:31	0:29			1:28



## BRA • Brazil

**Serve**

Avg. by set

Rk	No	Name	Aces	Faults	Serve Hits	Total Attempts	Note
1	12	Pereira Natalia (OS)	1	1	15	17	0.33
1	9	Pavão Michelle (OS)	1	1	5	7	0.33
-	1	Claudino Fabiana (MB)	-	-	7	7	
-	5	Silva Adenizia (MB)	-	-	5	5	
-	8	Silva Claudia (S)	-	-	-	-	
-	10	Oliveira Walewska (MB)	-	-	-	-	
-	11	Caixeta Tandara (OS)	-	-	2	2	
-	13	Castro Sheilla (OP)	-	-	10	10	
-	14	Oliveira Fabiana (L)	-	-	-	-	
-	15	Marinho Pavao Monique (OP)	-	-	12	12	
-	17	Sousa Josefa Fabiola (S)	-	-	9	9	
-	16	Rodrigues Fernanda (OS)	-	1	6	7	
<b>Others</b>			-	-	-	-	
<b>Total Team</b>			2	3	71	76	0.67

**Team**

Opponent errors & Team faults	24	11		35
-------------------------------	----	----	--	----

**Dig**

Avg. by set

Rk	No	Name	Digs	Faults	Receptions	Total Attempts	Note
1	14	Oliveira Fabiana (L)	11	3	3	17	3.67
2	13	Castro Sheilla (OP)	10	4	11	25	3.33
3	16	Rodrigues Fernanda (OS)	7	-	7	14	2.33
4	12	Pereira Natalia (OS)	6	4	4	14	2.00
5	17	Sousa Josefa Fabiola (S)	3	3	8	14	1.00
6	1	Claudino Fabiana (MB)	2	-	1	3	0.67
7	8	Silva Claudia (S)	1	-	1	2	0.33
7	11	Caixeta Tandara (OS)	1	-	2	3	0.33
7	15	Marinho Pavao Monique (OP)	1	-	1	2	0.33
7	5	Silva Adenizia (MB)	1	2	-	3	0.33
-	9	Pavão Michelle (OS)	-	-	-	-	
-	10	Oliveira Walewska (MB)	-	-	-	-	
<b>Others</b>			-	-	-	-	
<b>Total Team</b>			43	16	38	97	14.33

**Match:** 2    **Date:** 12.11.2013    **Spectators:** 2'000  
**City:** Nagoya  
**Hall:** Nagoya Nippongaishi Hall  
**Match duration:** Start: 15:40 End: 17:14 Total: 1:34

Teams	Sets	1	2	3	4	5	Total
<b>USA</b>	<b>0</b>	24	24	20			68
<b>BRA</b>	<b>3</b>	26	26	25			77
<b>Set duration</b>		0:28	0:31	0:29			1:28



## BRA • Brazil

**Set**

Avg. by set

Rk	No	Name	Running Sets	Faults	Still Sets	Total Attempts	Note
1	17	Sousa Josefa Fabiola (S)	15	1	78	94	5.00
2	8	Silva Claudia (S)	2	-	4	6	0.67
-	1	Claudino Fabiana (MB)	-	-	-	-	
-	5	Silva Adenizia (MB)	-	-	4	4	
-	9	Pavão Michelle (OS)	-	-	-	-	
-	10	Oliveira Walewska (MB)	-	-	-	-	
-	11	Caixeta Tandara (OS)	-	-	-	-	
-	12	Pereira Natalia (OS)	-	-	1	1	
-	13	Castro Sheilla (OP)	-	-	2	2	
-	14	Oliveira Fabiana (L)	-	-	5	5	
-	15	Marinho Pavao Monique (OP)	-	-	-	-	
-	16	Rodrigues Fernanda (OS)	-	-	-	-	
<b>Others</b>			-	-	-	-	
<b>Total Team</b>			17	1	94	112	5.67

**Reception**

Eff. %  
Limit: 25.00%

Rk	No	Name	Excellents	Faults	Serve Receptions	Total Attempts	Note
1	14	Oliveira Fabiana (L)	6	-	9	15	40.00
2	12	Pereira Natalia (OS)	11	-	19	30	36.67
-	16	Rodrigues Fernanda (OS)	4	-	6	10	
-	11	Caixeta Tandara (OS)	1	-	1	2	
-	17	Sousa Josefa Fabiola (S)	-	-	1	1	
-	1	Claudino Fabiana (MB)	-	-	-	-	
-	5	Silva Adenizia (MB)	-	-	-	-	
-	8	Silva Claudia (S)	-	-	-	-	
-	9	Pavão Michelle (OS)	-	-	-	-	
-	10	Oliveira Walewska (MB)	-	-	-	-	
-	13	Castro Sheilla (OP)	-	-	-	-	
-	15	Marinho Pavao Monique (OP)	-	-	-	-	
<b>Others</b>			-	-	-	-	
<b>Total Team</b>			22	-	36	58	37.93