


**Match:** 2 **Date:** 14.05.2016 **Spectators:** 3'000  
**City:** Tokyo  
**Hall:** Tokyo Metropolitan Gymnasium  
**Match duration:** **Start:** 12:55 **End:** 15:01 **Total:** 2:06

| Teams               | Sets     | 1    | 2    | 3    | 4    | 5 | Total |
|---------------------|----------|------|------|------|------|---|-------|
| <b>THA</b>          | <b>3</b> | 26   | 26   | 25   | 25   |   | 102   |
| <b>DOM</b>          | <b>1</b> | 24   | 28   | 16   | 20   |   | 88    |
| <b>Set duration</b> |          | 0:29 | 0:36 | 0:26 | 0:26 |   | 1:57  |




**THA • Thailand**



**Spike**

Succ. %  
Limit: 15.00%

| Rk                | No | Name                | Spikes | Faults | Shots | Total Attempts | Note  |
|-------------------|----|---------------------|--------|--------|-------|----------------|-------|
| 1                 | 15 | Kanthong Malika     | 10     | 1      | 10    | 21             | 47.62 |
| 2                 | 6  | Sittirak Onuma      | 14     | 5      | 18    | 37             | 37.84 |
| 3                 | 18 | Kongyot Ajcharaporn | 15     | 5      | 24    | 44             | 34.09 |
| -                 | 5  | Thinkaow Pleumjit   | 8      | 3      | 3     | 14             |       |
| -                 | 4  | Nuekjang Thatdao    | 5      | 2      | 6     | 13             |       |
| -                 | 13 | Tomkom Nootsara     | 2      | -      | 3     | 5              |       |
| -                 | 1  | Buakaew Wanna       | -      | -      | -     | -              |       |
| -                 | 2  | Pannoy Piyanut      | -      | -      | -     | -              |       |
| -                 | 3  | Guedpard Pornpun    | -      | -      | -     | -              |       |
| -                 | 7  | Bamrungsuk Hattaya  | -      | -      | -     | -              |       |
| -                 | 8  | Sanitklang Yupa     | -      | -      | -     | -              |       |
| -                 | 10 | Apinyapong Wilavan  | -      | -      | -     | -              |       |
| -                 | 12 | Kokram Pimpichaya   | -      | -      | -     | -              |       |
| -                 | 19 | Moksri Chatchu-On   | -      | -      | -     | -              |       |
| <b>Others</b>     |    |                     | -      | -      | -     | -              |       |
| <b>Total Team</b> |    |                     | 54     | 16     | 64    | 134            | 40.30 |



**Block**

Avg. by set

| Rk                | No | Name                | Kill Blocks | Faults | Rebounds | Total Attempts | Note |
|-------------------|----|---------------------|-------------|--------|----------|----------------|------|
| 1                 | 4  | Nuekjang Thatdao    | 3           | 4      | 16       | 23             | 0.75 |
| 1                 | 5  | Thinkaow Pleumjit   | 3           | 3      | 8        | 14             | 0.75 |
| 3                 | 18 | Kongyot Ajcharaporn | 2           | 5      | 1        | 8              | 0.50 |
| 4                 | 13 | Tomkom Nootsara     | 1           | 2      | 6        | 9              | 0.25 |
| 4                 | 6  | Sittirak Onuma      | 1           | 8      | 3        | 12             | 0.25 |
| -                 | 1  | Buakaew Wanna       | -           | -      | -        | -              |      |
| -                 | 2  | Pannoy Piyanut      | -           | -      | -        | -              |      |
| -                 | 3  | Guedpard Pornpun    | -           | -      | 1        | 1              |      |
| -                 | 7  | Bamrungsuk Hattaya  | -           | -      | -        | -              |      |
| -                 | 8  | Sanitklang Yupa     | -           | -      | -        | -              |      |
| -                 | 10 | Apinyapong Wilavan  | -           | -      | -        | -              |      |
| -                 | 12 | Kokram Pimpichaya   | -           | -      | -        | -              |      |
| -                 | 19 | Moksri Chatchu-On   | -           | -      | -        | -              |      |
| -                 | 15 | Kanthong Malika     | -           | 6      | 4        | 10             |      |
| <b>Others</b>     |    |                     | -           | -      | -        | -              |      |
| <b>Total Team</b> |    |                     | 10          | 28     | 39       | 77             | 2.50 |


**Match:** 2 **Date:** 14.05.2016 **Spectators:** 3'000  
**City:** Tokyo  
**Hall:** Tokyo Metropolitan Gymnasium  
**Match duration:** **Start:** 12:55 **End:** 15:01 **Total:** 2:06

| Teams        | Sets | 1    | 2    | 3    | 4    | 5 | Total |
|--------------|------|------|------|------|------|---|-------|
| THA          | 3    | 26   | 26   | 25   | 25   |   | 102   |
| DOM          | 1    | 24   | 28   | 16   | 20   |   | 88    |
| Set duration |      | 0:29 | 0:36 | 0:26 | 0:26 |   | 1:57  |



THA • Thailand

| Rk                | No | Name                | Aces | Faults | Serve Hits | Total Attempts | Note |
|-------------------|----|---------------------|------|--------|------------|----------------|------|
| 1                 | 6  | Sittirak Onuma      | 2    | 1      | 15         | 18             | 0.50 |
| 2                 | 18 | Kongyot Ajcharaporn | 1    | -      | 14         | 15             | 0.25 |
| -                 | 1  | Buakaew Wanna       | -    | -      | -          | -              |      |
| -                 | 2  | Pannoy Piyanut      | -    | -      | -          | -              |      |
| -                 | 3  | Guedpard Pornpun    | -    | -      | -          | -              |      |
| -                 | 7  | Bamrungsuk Hattaya  | -    | -      | -          | -              |      |
| -                 | 8  | Sanitklang Yupa     | -    | -      | 5          | 5              |      |
| -                 | 10 | Apinyapong Wilavan  | -    | -      | 1          | 1              |      |
| -                 | 12 | Kokram Pimpichaya   | -    | -      | -          | -              |      |
| -                 | 19 | Moksri Chatchu-On   | -    | -      | -          | -              |      |
| -                 | 5  | Thinkaow Pleumjit   | -    | 1      | 19         | 20             |      |
| -                 | 13 | Tomkom Nootsara     | -    | 1      | 17         | 18             |      |
| -                 | 4  | Nuekjang Thatdao    | -    | 1      | 8          | 9              |      |
| -                 | 15 | Kanthong Malika     | -    | 3      | 12         | 15             |      |
| Others            |    |                     | -    | -      | -          | -              |      |
| <b>Total Team</b> |    |                     | 3    | 7      | 91         | 101            | 0.75 |




**Serve**

Avg. by set

| Team | Opponent errors & Team faults | Aces | Faults | Total Attempts | Note |
|------|-------------------------------|------|--------|----------------|------|
|      |                               | 35   | 23     | 58             |      |

| Rk                | No | Name                | Digs | Faults | Receptions | Total Attempts | Note |
|-------------------|----|---------------------|------|--------|------------|----------------|------|
| 1                 | 2  | Pannoy Piyanut      | 16   | 3      | 5          | 24             | 4.00 |
| 2                 | 6  | Sittirak Onuma      | 6    | 1      | 11         | 18             | 1.50 |
| 3                 | 15 | Kanthong Malika     | 5    | 2      | 9          | 16             | 1.25 |
| 4                 | 13 | Tomkom Nootsara     | 4    | 1      | 7          | 12             | 1.00 |
| 5                 | 18 | Kongyot Ajcharaporn | 3    | 2      | 7          | 12             | 0.75 |
| 6                 | 8  | Sanitklang Yupa     | 1    | -      | -          | 1              | 0.25 |
| 6                 | 4  | Nuekjang Thatdao    | 1    | 1      | 7          | 9              | 0.25 |
| 6                 | 5  | Thinkaow Pleumjit   | 1    | 1      | 3          | 5              | 0.25 |
| -                 | 1  | Buakaew Wanna       | -    | -      | -          | -              |      |
| -                 | 3  | Guedpard Pornpun    | -    | -      | 1          | 1              |      |
| -                 | 7  | Bamrungsuk Hattaya  | -    | -      | -          | -              |      |
| -                 | 10 | Apinyapong Wilavan  | -    | -      | -          | -              |      |
| -                 | 12 | Kokram Pimpichaya   | -    | -      | -          | -              |      |
| -                 | 19 | Moksri Chatchu-On   | -    | -      | -          | -              |      |
| Others            |    |                     | -    | -      | -          | -              |      |
| <b>Total Team</b> |    |                     | 37   | 11     | 50         | 98             | 9.25 |



**Dig**


Avg. by set

**Match:** 2 **Date:** 14.05.2016 **Spectators:** 3'000  
**City:** Tokyo  
**Hall:** Tokyo Metropolitan Gymnasium  
**Match duration:** **Start:** 12:55 **End:** 15:01 **Total:** 2:06


| Teams        | Sets | 1    | 2    | 3    | 4    | 5 | Total |
|--------------|------|------|------|------|------|---|-------|
| THA          | 3    | 26   | 26   | 25   | 25   |   | 102   |
| DOM          | 1    | 24   | 28   | 16   | 20   |   | 88    |
| Set duration |      | 0:29 | 0:36 | 0:26 | 0:26 |   | 1:57  |



THA • Thailand

  
**Set**  
 Avg. by set

| Rk                | No | Name                | Running Sets | Faults | Still Sets | Total Attempts | Note  |
|-------------------|----|---------------------|--------------|--------|------------|----------------|-------|
| 1                 | 13 | Tomkom Nootsara     | 46           | 1      | 65         | 112            | 11.50 |
| -                 | 1  | Buakaew Wanna       | -            | -      | -          | -              |       |
| -                 | 2  | Pannoy Piyanut      | -            | -      | 6          | 6              |       |
| -                 | 3  | Guedpard Pornpun    | -            | -      | -          | -              |       |
| -                 | 4  | Nuekjang Thatdao    | -            | -      | -          | -              |       |
| -                 | 5  | Thinkaow Pleumjit   | -            | -      | 3          | 3              |       |
| -                 | 6  | Sittirak Onuma      | -            | -      | 1          | 1              |       |
| -                 | 7  | Bamrungsuk Hattaya  | -            | -      | -          | -              |       |
| -                 | 8  | Sanitklang Yupa     | -            | -      | 2          | 2              |       |
| -                 | 10 | Apinyapong Wilavan  | -            | -      | -          | -              |       |
| -                 | 12 | Kokram Pimpichaya   | -            | -      | -          | -              |       |
| -                 | 15 | Kanthong Malika     | -            | -      | 3          | 3              |       |
| -                 | 18 | Kongyot Ajcharaporn | -            | -      | 2          | 2              |       |
| -                 | 19 | Moksri Chatchu-On   | -            | -      | -          | -              |       |
| <b>Others</b>     |    |                     | -            | -      | -          | -              |       |
| <b>Total Team</b> |    |                     | 46           | 1      | 82         | 129            | 11.50 |

  
**Reception**  
 Eff. %  
 Limit: 25.00%


| Rk                | No | Name                | Excellents | Faults | Serve Receptions | Total Attempts | Note  |
|-------------------|----|---------------------|------------|--------|------------------|----------------|-------|
| 1                 | 2  | Pannoy Piyanut      | 22         | 1      | 10               | 33             | 63.64 |
| 2                 | 6  | Sittirak Onuma      | 10         | -      | 9                | 19             | 52.63 |
| -                 | 15 | Kanthong Malika     | 8          | 1      | 5                | 14             |       |
| -                 | 10 | Apinyapong Wilavan  | 3          | -      | -                | 3              |       |
| -                 | 18 | Kongyot Ajcharaporn | -          | -      | 2                | 2              |       |
| -                 | 4  | Nuekjang Thatdao    | 1          | -      | -                | 1              |       |
| -                 | 13 | Tomkom Nootsara     | -          | -      | 1                | 1              |       |
| -                 | 1  | Buakaew Wanna       | -          | -      | -                | -              |       |
| -                 | 3  | Guedpard Pornpun    | -          | -      | -                | -              |       |
| -                 | 5  | Thinkaow Pleumjit   | -          | -      | -                | -              |       |
| -                 | 7  | Bamrungsuk Hattaya  | -          | -      | -                | -              |       |
| -                 | 8  | Sanitklang Yupa     | -          | -      | -                | -              |       |
| -                 | 12 | Kokram Pimpichaya   | -          | -      | -                | -              |       |
| -                 | 19 | Moksri Chatchu-On   | -          | -      | -                | -              |       |
| <b>Others</b>     |    |                     | -          | -      | -                | -              |       |
| <b>Total Team</b> |    |                     | 44         | 2      | 27               | 73             | 57.53 |

**Match:** 2 **Date:** 14.05.2016 **Spectators:** 3'000  
**City:** Tokyo  
**Hall:** Tokyo Metropolitan Gymnasium  
**Match duration:** **Start:** 12:55 **End:** 15:01 **Total:** 2:06

| Teams               | Sets     | 1    | 2    | 3    | 4    | 5 | Total |
|---------------------|----------|------|------|------|------|---|-------|
| <b>THA</b>          | <b>3</b> | 26   | 26   | 25   | 25   |   | 102   |
| <b>DOM</b>          | <b>1</b> | 24   | 28   | 16   | 20   |   | 88    |
| <b>Set duration</b> |          | 0:29 | 0:36 | 0:26 | 0:26 |   | 1:57  |




**DOM • Dominican Republic**



**Spike**

Succ. %  
Limit: 15.00%

| Rk                | No | Name                                | Spikes | Faults | Shots | Total Attempts | Note  |
|-------------------|----|-------------------------------------|--------|--------|-------|----------------|-------|
| 1                 | 20 | Martinez Brayelin Elizabeth         | 19     | 6      | 19    | 44             | 43.18 |
| 2                 | 18 | De La Cruz De Peña Bethania         | 10     | 4      | 14    | 28             | 35.71 |
| 3                 | 14 | Rivera Brens Prisilla               | 12     | 6      | 18    | 36             | 33.33 |
| -                 | 1  | Vargas Valdez Annerys Victoria      | 9      | 2      | 2     | 13             |       |
| -                 | 8  | Arias Perez Candida Estefany        | 4      | 3      | 3     | 10             |       |
| -                 | 16 | Peña Isabel Yonkaira Paola          | 5      | -      | -     | 5              |       |
| -                 | 21 | Martinez Jineiry                    | 1      | 1      | 3     | 5              |       |
| -                 | 7  | Marte Frica Niverka Dharlenis       | 1      | -      | -     | 1              |       |
| -                 | 2  | Fernandez Perez Winifer Maria       | -      | -      | -     | -              |       |
| -                 | 3  | Eve Mejia Lisvel Elisa              | -      | -      | -     | -              |       |
| -                 | 5  | Castillo Brenda                     | -      | -      | -     | -              |       |
| -                 | 6  | Dominguez Martinez Camil Inmaculada | -      | -      | -     | -              |       |
| -                 | 17 | Mambro Casilla Gina Altagracia      | -      | -      | -     | -              |       |
| -                 | 19 | Binet Stephens Ana Yorkira          | -      | -      | -     | -              |       |
| <b>Others</b>     |    |                                     | -      | -      | -     | -              |       |
| <b>Total Team</b> |    |                                     | 61     | 22     | 59    | 142            | 42.96 |



**Block**

Avg. by set

| Rk                | No | Name                                | Kill Blocks | Faults | Rebounds | Total Attempts | Note |
|-------------------|----|-------------------------------------|-------------|--------|----------|----------------|------|
| 1                 | 1  | Vargas Valdez Annerys Victoria      | 3           | 6      | 9        | 18             | 0.75 |
| 2                 | 18 | De La Cruz De Peña Bethania         | 1           | 1      | 7        | 9              | 0.25 |
| 2                 | 7  | Marte Frica Niverka Dharlenis       | 1           | 1      | 5        | 7              | 0.25 |
| 2                 | 14 | Rivera Brens Prisilla               | 1           | 4      | 4        | 9              | 0.25 |
| 2                 | 20 | Martinez Brayelin Elizabeth         | 1           | 8      | 4        | 13             | 0.25 |
| 2                 | 17 | Mambro Casilla Gina Altagracia      | 1           | 2      | -        | 3              | 0.25 |
| -                 | 2  | Fernandez Perez Winifer Maria       | -           | -      | -        | -              |      |
| -                 | 3  | Eve Mejia Lisvel Elisa              | -           | -      | -        | -              |      |
| -                 | 5  | Castillo Brenda                     | -           | -      | -        | -              |      |
| -                 | 6  | Dominguez Martinez Camil Inmaculada | -           | -      | -        | -              |      |
| -                 | 16 | Peña Isabel Yonkaira Paola          | -           | -      | -        | -              |      |
| -                 | 19 | Binet Stephens Ana Yorkira          | -           | -      | -        | -              |      |
| -                 | 21 | Martinez Jineiry                    | -           | -      | -        | -              |      |
| -                 | 8  | Arias Perez Candida Estefany        | -           | 6      | 7        | 13             |      |
| <b>Others</b>     |    |                                     | -           | -      | -        | -              |      |
| <b>Total Team</b> |    |                                     | 8           | 28     | 36       | 72             | 2.00 |

**Match:** 2 **Date:** 14.05.2016 **Spectators:** 3'000  
**City:** Tokyo  
**Hall:** Tokyo Metropolitan Gymnasium  
**Match duration:** **Start:** 12:55 **End:** 15:01 **Total:** 2:06

| Teams        | Sets | 1    | 2    | 3    | 4    | 5 | Total |
|--------------|------|------|------|------|------|---|-------|
| THA          | 3    | 26   | 26   | 25   | 25   |   | 102   |
| DOM          | 1    | 24   | 28   | 16   | 20   |   | 88    |
| Set duration |      | 0:29 | 0:36 | 0:26 | 0:26 |   | 1:57  |



DOM • Dominican Republic

| Rk                | No | Name                                | Aces | Faults | Serve Hits | Total Attempts | Note |
|-------------------|----|-------------------------------------|------|--------|------------|----------------|------|
| 1                 | 14 | Rivera Brens Prisilla               | 2    | 3      | 12         | 17             | 0.50 |
| 2                 | 8  | Arias Perez Candida Estefany        | 1    | 1      | 10         | 12             | 0.25 |
| -                 | 2  | Fernandez Perez Winifer Maria       | -    | -      | -          | -              |      |
| -                 | 3  | Eve Mejia Lisvel Elisa              | -    | -      | -          | -              |      |
| -                 | 5  | Castillo Brenda                     | -    | -      | -          | -              |      |
| -                 | 6  | Dominguez Martinez Camil Inmaculada | -    | -      | 3          | 3              |      |
| -                 | 19 | Binet Stephens Ana Yorkira          | -    | -      | 1          | 1              |      |
| -                 | 21 | Martinez Jineiry                    | -    | -      | 3          | 3              |      |
| -                 | 1  | Vargas Valdez Annerys Victoria      | -    | 1      | 13         | 14             |      |
| -                 | 20 | Martinez Brayelin Elizabeth         | -    | 1      | 8          | 9              |      |
| -                 | 7  | Marte Frica Niverka Dharlenis       | -    | 2      | 10         | 12             |      |
| -                 | 18 | De La Cruz De Peña Bethania         | -    | 3      | 10         | 13             |      |
| -                 | 16 | Peña Isabel Yonkaira Paola          | -    | 1      | 1          | 2              |      |
| -                 | 17 | Mambro Casilla Gina Altagracia      | -    | 2      | 1          | 3              |      |
| Others            |    |                                     | -    | -      | -          | -              |      |
| <b>Total Team</b> |    |                                     | 3    | 14     | 72         | 89             | 0.75 |

**Serve**

Avg. by set

| Team | Opponent errors & Team faults | Aces | Faults | Total Attempts |
|------|-------------------------------|------|--------|----------------|
|      |                               | 16   | 11     | 27             |

| Rk                | No | Name                                | Digs | Faults | Receptions | Total Attempts | Note |
|-------------------|----|-------------------------------------|------|--------|------------|----------------|------|
| 1                 | 5  | Castillo Brenda                     | 13   | 2      | 12         | 27             | 3.25 |
| 2                 | 14 | Rivera Brens Prisilla               | 8    | 1      | 15         | 24             | 2.00 |
| 3                 | 18 | De La Cruz De Peña Bethania         | 4    | 4      | 13         | 21             | 1.00 |
| 4                 | 1  | Vargas Valdez Annerys Victoria      | 1    | 1      | 5          | 7              | 0.25 |
| 4                 | 20 | Martinez Brayelin Elizabeth         | 1    | 3      | 9          | 13             | 0.25 |
| -                 | 2  | Fernandez Perez Winifer Maria       | -    | -      | -          | -              |      |
| -                 | 3  | Eve Mejia Lisvel Elisa              | -    | -      | -          | -              |      |
| -                 | 6  | Dominguez Martinez Camil Inmaculada | -    | -      | -          | -              |      |
| -                 | 8  | Arias Perez Candida Estefany        | -    | -      | 2          | 2              |      |
| -                 | 19 | Binet Stephens Ana Yorkira          | -    | -      | 3          | 3              |      |
| -                 | 7  | Marte Frica Niverka Dharlenis       | -    | 3      | 9          | 12             |      |
| -                 | 16 | Peña Isabel Yonkaira Paola          | -    | 1      | 3          | 4              |      |
| -                 | 17 | Mambro Casilla Gina Altagracia      | -    | 1      | 2          | 3              |      |
| -                 | 21 | Martinez Jineiry                    | -    | 1      | -          | 1              |      |
| Others            |    |                                     | -    | -      | -          | -              |      |
| <b>Total Team</b> |    |                                     | 27   | 17     | 73         | 117            | 6.75 |

**Dig**


Avg. by set

**Match:** 2 **Date:** 14.05.2016 **Spectators:** 3'000  
**City:** Tokyo  
**Hall:** Tokyo Metropolitan Gymnasium  
**Match duration:** **Start:** 12:55 **End:** 15:01 **Total:** 2:06

| Teams        | Sets | 1    | 2    | 3    | 4    | 5 | Total |
|--------------|------|------|------|------|------|---|-------|
| THA          | 3    | 26   | 26   | 25   | 25   |   | 102   |
| DOM          | 1    | 24   | 28   | 16   | 20   |   | 88    |
| Set duration |      | 0:29 | 0:36 | 0:26 | 0:26 |   | 1:57  |




DOM • Dominican Republic



**Set**

Avg. by set

| Rk                | No | Name                                | Running Sets | Faults | Still Sets | Total Attempts | Note |
|-------------------|----|-------------------------------------|--------------|--------|------------|----------------|------|
| 1                 | 7  | Marte Frica Niverka Dharlenis       | 36           | 2      | 77         | 115            | 9.00 |
| 2                 | 6  | Dominguez Martinez Camil Inmaculada | 3            | -      | 6          | 9              | 0.75 |
| -                 | 2  | Fernandez Perez Winifer Maria       | -            | -      | -          | -              |      |
| -                 | 3  | Eve Mejia Lisvel Elisa              | -            | -      | -          | -              |      |
| -                 | 5  | Castillo Brenda                     | -            | -      | 12         | 12             |      |
| -                 | 8  | Arias Perez Candida Estefany        | -            | -      | -          | -              |      |
| -                 | 14 | Rivera Brens Prisilla               | -            | -      | 3          | 3              |      |
| -                 | 16 | Peña Isabel Yonkaira Paola          | -            | -      | -          | -              |      |
| -                 | 17 | Mambro Casilla Gina Altagracia      | -            | -      | -          | -              |      |
| -                 | 18 | De La Cruz De Peña Bethania         | -            | -      | 2          | 2              |      |
| -                 | 19 | Binet Stephens Ana Yorkira          | -            | -      | -          | -              |      |
| -                 | 20 | Martinez Brayelin Elizabeth         | -            | -      | -          | -              |      |
| -                 | 21 | Martinez Jineiry                    | -            | -      | -          | -              |      |
| -                 | 1  | Vargas Valdez Annerys Victoria      | -            | 1      | 3          | 4              |      |
| <b>Others</b>     |    |                                     | -            | -      | -          | -              |      |
| <b>Total Team</b> |    |                                     | 39           | 3      | 103        | 145            | 9.75 |



**Reception**

Eff. %  
Limit: 25.00%

| Rk                | No | Name                                | Excellents | Faults | Serve Receptions | Total Attempts | Note  |
|-------------------|----|-------------------------------------|------------|--------|------------------|----------------|-------|
| 1                 | 14 | Rivera Brens Prisilla               | 17         | 3      | 20               | 40             | 35.00 |
| -                 | 5  | Castillo Brenda                     | 10         | 1      | 11               | 22             |       |
| -                 | 18 | De La Cruz De Peña Bethania         | 6          | 2      | 14               | 22             |       |
| -                 | 16 | Peña Isabel Yonkaira Paola          | 1          | -      | 4                | 5              |       |
| -                 | 19 | Binet Stephens Ana Yorkira          | 2          | -      | -                | 2              |       |
| -                 | 21 | Martinez Jineiry                    | -          | -      | 1                | 1              |       |
| -                 | 1  | Vargas Valdez Annerys Victoria      | -          | -      | -                | -              |       |
| -                 | 2  | Fernandez Perez Winifer Maria       | -          | -      | -                | -              |       |
| -                 | 3  | Eve Mejia Lisvel Elisa              | -          | -      | -                | -              |       |
| -                 | 6  | Dominguez Martinez Camil Inmaculada | -          | -      | -                | -              |       |
| -                 | 7  | Marte Frica Niverka Dharlenis       | -          | -      | -                | -              |       |
| -                 | 8  | Arias Perez Candida Estefany        | -          | -      | -                | -              |       |
| -                 | 17 | Mambro Casilla Gina Altagracia      | -          | -      | -                | -              |       |
| -                 | 20 | Martinez Brayelin Elizabeth         | -          | 1      | 1                | 2              |       |
| <b>Others</b>     |    |                                     | -          | -      | -                | -              |       |
| <b>Total Team</b> |    |                                     | 36         | 7      | 51               | 94             | 30.85 |