



# P-3 VOLLEYBALL • Match players ranking



FIVB Women's World OQT 2012 / Japan

Round robin

**Match:** 26 **Date:** 27.05.2012 **Spectators:** 2'250  
**City:** Tokyo, Japan  
**Hall:** Tokyo Metropolitan Gymnasium  
**Match duration:** **Start:** 13:40 **End:** 14:50 **Total:** 1:10

| Teams               | Sets     | 1    | 2    | 3    | 4 | 5 | Total |
|---------------------|----------|------|------|------|---|---|-------|
| <b>RUS</b>          | <b>3</b> | 25   | 25   | 25   |   |   | 75    |
| <b>TPE</b>          | <b>0</b> | 14   | 17   | 17   |   |   | 48    |
| <b>Set duration</b> |          | 0:20 | 0:22 | 0:22 |   |   | 1:04  |



## RUS • Russia



**Spike**

Succ. %  
Limit: 15.00%

| Rk                | No | Name                | Spikes | Faults | Shots | Total Attempts | Note  |
|-------------------|----|---------------------|--------|--------|-------|----------------|-------|
| 1                 | 11 | Gamova Ekaterina    | 16     | 1      | 8     | 25             | 64.00 |
| 2                 | 3  | Perepelkina Maria   | 7      | -      | 6     | 13             | 53.85 |
| 3                 | 2  | Makhno Lesya        | 8      | -      | 7     | 15             | 53.33 |
| 4                 | 4  | Estes Evgenia       | 3      | -      | 13    | 16             | 18.75 |
| -                 | 16 | Merkulova Iuliia    | 4      | 2      | 5     | 11             |       |
| -                 | 1  | Borisenko Maria     | 2      | 1      | 1     | 4              |       |
| -                 | 13 | Startseva Evgeniya  | 1      | -      | 1     | 2              |       |
| -                 | 7  | Kryuchkova Svetlana | -      | -      | -     | -              |       |
| -                 | 8  | Goncharova Nataliya | -      | -      | -     | -              |       |
| -                 | 14 | Kabeshova Ekaterina | -      | -      | -     | -              |       |
| -                 | 15 | Kosheleva Tatiana   | -      | -      | -     | -              |       |
| -                 | 18 | Akulova Marina      | -      | -      | -     | -              |       |
| <b>Others</b>     |    |                     | -      | -      | -     | -              |       |
| <b>Total Team</b> |    |                     | 41     | 4      | 41    | 86             | 47.67 |



**Block**

Avg. by set

| Rk                | No | Name                | Kill Blocks | Faults | Rebounds | Total Attempts | Note |
|-------------------|----|---------------------|-------------|--------|----------|----------------|------|
| 1                 | 3  | Perepelkina Maria   | 5           | 3      | 6        | 14             | 1.67 |
| 2                 | 4  | Estes Evgenia       | 2           | 7      | 6        | 15             | 0.67 |
| 2                 | 16 | Merkulova Iuliia    | 2           | 3      | -        | 5              | 0.67 |
| 4                 | 2  | Makhno Lesya        | 1           | 3      | 6        | 10             | 0.33 |
| 4                 | 1  | Borisenko Maria     | 1           | 1      | -        | 2              | 0.33 |
| 4                 | 11 | Gamova Ekaterina    | 1           | 2      | 1        | 4              | 0.33 |
| 4                 | 13 | Startseva Evgeniya  | 1           | 4      | 3        | 8              | 0.33 |
| -                 | 7  | Kryuchkova Svetlana | -           | -      | -        | -              |      |
| -                 | 8  | Goncharova Nataliya | -           | -      | -        | -              |      |
| -                 | 14 | Kabeshova Ekaterina | -           | -      | -        | -              |      |
| -                 | 15 | Kosheleva Tatiana   | -           | -      | -        | -              |      |
| -                 | 18 | Akulova Marina      | -           | -      | -        | -              |      |
| <b>Others</b>     |    |                     | -           | -      | -        | -              |      |
| <b>Total Team</b> |    |                     | 13          | 23     | 22       | 58             | 4.33 |





# P-3 VOLLEYBALL • Match players ranking



FIVB Women's World OQT 2012 / Japan

Round robin

**Match:** 26 **Date:** 27.05.2012 **Spectators:** 2'250  
**City:** Tokyo, Japan  
**Hall:** Tokyo Metropolitan Gymnasium  
**Match duration:** **Start:** 13:40 **End:** 14:50 **Total:** 1:10

| Teams               | Sets     | 1    | 2    | 3    | 4 | 5 | Total |
|---------------------|----------|------|------|------|---|---|-------|
| <b>RUS</b>          | <b>3</b> | 25   | 25   | 25   |   |   | 75    |
| <b>TPE</b>          | <b>0</b> | 14   | 17   | 17   |   |   | 48    |
| <b>Set duration</b> |          | 0:20 | 0:22 | 0:22 |   |   | 1:04  |



**RUS • Russia**

| Rk                | No | Name                | Aces | Faults | Serve Hits | Total Attempts | Note |
|-------------------|----|---------------------|------|--------|------------|----------------|------|
| 1                 | 1  | Borisenko Maria     | 1    | -      | 8          | 9              | 0.33 |
| 1                 | 4  | Estes Evgenia       | 1    | -      | 11         | 12             | 0.33 |
| 1                 | 11 | Gamova Ekaterina    | 1    | 1      | 11         | 13             | 0.33 |
| -                 | 3  | Perepelkina Maria   | -    | -      | 9          | 9              |      |
| -                 | 7  | Kryuchkova Svetlana | -    | -      | -          | -              |      |
| -                 | 8  | Goncharova Nataliya | -    | -      | -          | -              |      |
| -                 | 14 | Kabeshova Ekaterina | -    | -      | -          | -              |      |
| -                 | 15 | Kosheleva Tatiana   | -    | -      | -          | -              |      |
| -                 | 16 | Merkulova Iuliia    | -    | -      | 7          | 7              |      |
| -                 | 18 | Akulova Marina      | -    | -      | -          | -              |      |
| -                 | 13 | Startseva Evgeniya  | -    | 1      | 13         | 14             |      |
| -                 | 2  | Makhno Lesya        | -    | 1      | 8          | 9              |      |
| <b>Others</b>     |    |                     | -    | -      | -          | -              |      |
| <b>Total Team</b> |    |                     | 3    | 3      | 67         | 73             | 1.00 |

**Serve**

Avg. by set

| Team | Opponent errors & Team faults | Aces | Faults | Serve Hits | Total Attempts | Note |
|------|-------------------------------|------|--------|------------|----------------|------|
|      |                               | 18   | 5      |            | 23             |      |

| Rk                | No | Name                | Digs | Faults | Receptions | Total Attempts | Note  |
|-------------------|----|---------------------|------|--------|------------|----------------|-------|
| 1                 | 2  | Makhno Lesya        | 10   | -      | 3          | 13             | 3.33  |
| 2                 | 7  | Kryuchkova Svetlana | 9    | 2      | 5          | 16             | 3.00  |
| 3                 | 1  | Borisenko Maria     | 3    | -      | 2          | 5              | 1.00  |
| 3                 | 4  | Estes Evgenia       | 3    | 3      | 9          | 15             | 1.00  |
| 3                 | 13 | Startseva Evgeniya  | 3    | 2      | 5          | 10             | 1.00  |
| 6                 | 11 | Gamova Ekaterina    | 2    | 2      | 7          | 11             | 0.67  |
| 7                 | 3  | Perepelkina Maria   | 1    | -      | 3          | 4              | 0.33  |
| -                 | 8  | Goncharova Nataliya | -    | -      | -          | -              |       |
| -                 | 14 | Kabeshova Ekaterina | -    | -      | -          | -              |       |
| -                 | 15 | Kosheleva Tatiana   | -    | -      | -          | -              |       |
| -                 | 16 | Merkulova Iuliia    | -    | -      | -          | -              |       |
| -                 | 18 | Akulova Marina      | -    | -      | -          | -              |       |
| <b>Others</b>     |    |                     | -    | -      | -          | -              |       |
| <b>Total Team</b> |    |                     | 31   | 9      | 34         | 74             | 10.33 |

**Dig**

Avg. by set





# P-3 VOLLEYBALL • Match players ranking



FIVB Women's World OQT 2012 / Japan


Round robin

**Match:** 26 **Date:** 27.05.2012 **Spectators:** 2'250  
**City:** Tokyo, Japan  
**Hall:** Tokyo Metropolitan Gymnasium  
**Match duration:** **Start:** 13:40 **End:** 14:50 **Total:** 1:10

| Teams               | Sets     | 1    | 2    | 3    | 4 | 5 | Total |
|---------------------|----------|------|------|------|---|---|-------|
| <b>RUS</b>          | <b>3</b> | 25   | 25   | 25   |   |   | 75    |
| <b>TPE</b>          | <b>0</b> | 14   | 17   | 17   |   |   | 48    |
| <b>Set duration</b> |          | 0:20 | 0:22 | 0:22 |   |   | 1:04  |




## RUS • Russia



**Set**

Avg. by set

| Rk                | No | Name                | Running Sets | Faults | Still Sets | Total Attempts | Note |
|-------------------|----|---------------------|--------------|--------|------------|----------------|------|
| 1                 | 13 | Startseva Evgeniya  | 18           | -      | 48         | 66             | 6.00 |
| 2                 | 3  | Perepelkina Maria   | 1            | -      | 1          | 2              | 0.33 |
| -                 | 1  | Borisenko Maria     | -            | -      | -          | -              |      |
| -                 | 2  | Makhno Lesya        | -            | -      | 1          | 1              |      |
| -                 | 4  | Estes Evgenia       | -            | -      | 3          | 3              |      |
| -                 | 7  | Kryuchkova Svetlana | -            | -      | 3          | 3              |      |
| -                 | 8  | Goncharova Nataliya | -            | -      | -          | -              |      |
| -                 | 11 | Gamova Ekaterina    | -            | -      | -          | -              |      |
| -                 | 14 | Kabeshova Ekaterina | -            | -      | 1          | 1              |      |
| -                 | 15 | Kosheleva Tatiana   | -            | -      | -          | -              |      |
| -                 | 16 | Merkulova Iuliia    | -            | -      | 2          | 2              |      |
| -                 | 18 | Akulova Marina      | -            | -      | -          | -              |      |
| <b>Others</b>     |    |                     | -            | -      | -          | -              |      |
| <b>Total Team</b> |    |                     | 19           | -      | 59         | 78             | 6.33 |



**Reception**

Eff. %  
Limit: 25.00%

| Rk                | No | Name                | Excellents | Faults | Serve Receptions | Total Attempts | Note  |
|-------------------|----|---------------------|------------|--------|------------------|----------------|-------|
| 1                 | 4  | Estes Evgenia       | 9          | 3      | 16               | 28             | 21.43 |
| -                 | 7  | Kryuchkova Svetlana | 3          | 1      | 4                | 8              |       |
| -                 | 2  | Makhno Lesya        | 2          | -      | 5                | 7              |       |
| -                 | 14 | Kabeshova Ekaterina | 2          | -      | -                | 2              |       |
| -                 | 1  | Borisenko Maria     | -          | -      | -                | -              |       |
| -                 | 3  | Perepelkina Maria   | -          | -      | -                | -              |       |
| -                 | 8  | Goncharova Nataliya | -          | -      | -                | -              |       |
| -                 | 11 | Gamova Ekaterina    | -          | -      | -                | -              |       |
| -                 | 13 | Startseva Evgeniya  | -          | -      | -                | -              |       |
| -                 | 15 | Kosheleva Tatiana   | -          | -      | -                | -              |       |
| -                 | 16 | Merkulova Iuliia    | -          | -      | -                | -              |       |
| -                 | 18 | Akulova Marina      | -          | -      | -                | -              |       |
| <b>Others</b>     |    |                     | -          | -      | -                | -              |       |
| <b>Total Team</b> |    |                     | 16         | 4      | 25               | 45             | 26.67 |





# P-3 VOLLEYBALL • Match players ranking



FIVB Women's World OQT 2012 / Japan

Round robin

**Match:** 26 **Date:** 27.05.2012 **Spectators:** 2'250  
**City:** Tokyo, Japan  
**Hall:** Tokyo Metropolitan Gymnasium  
**Match duration:** **Start:** 13:40 **End:** 14:50 **Total:** 1:10

| Teams               | Sets     | 1    | 2    | 3    | 4 | 5 | Total |
|---------------------|----------|------|------|------|---|---|-------|
| <b>RUS</b>          | <b>3</b> | 25   | 25   | 25   |   |   | 75    |
| <b>TPE</b>          | <b>0</b> | 14   | 17   | 17   |   |   | 48    |
| <b>Set duration</b> |          | 0:20 | 0:22 | 0:22 |   |   | 1:04  |



## TPE • Chinese Taipei



**Spike**

Succ. %  
Limit: 15.00%

| Rk                | No | Name           | Spikes | Faults | Shots | Total Attempts | Note  |
|-------------------|----|----------------|--------|--------|-------|----------------|-------|
| 1                 | 1  | Teng Yen Min   | 12     | 10     | 9     | 31             | 38.71 |
| 2                 | 6  | Wang Sin Ting  | 7      | 3      | 9     | 19             | 36.84 |
| 3                 | 10 | Chen Wan Ting  | 11     | 5      | 17    | 33             | 33.33 |
| -                 | 14 | Tsai Yin Feng  | 3      | 1      | 8     | 12             |       |
| -                 | 13 | Wen I Tzu      | 2      | 3      | 6     | 11             |       |
| -                 | 11 | Chen Wan Ching | 1      | 1      | -     | 2              |       |
| -                 | 3  | Lee Yi Hsuan   | -      | -      | -     | -              |       |
| -                 | 5  | Wu Ko Jou      | -      | -      | -     | -              |       |
| -                 | 7  | Lee Yi Ping    | -      | -      | -     | -              |       |
| -                 | 9  | Liao Wan Ju    | -      | -      | -     | -              |       |
| -                 | 12 | Yang Meng Hua  | -      | -      | -     | -              |       |
| -                 | 15 | Yen Pei Ling   | -      | -      | -     | -              |       |
| <b>Others</b>     |    |                | -      | -      | -     | -              |       |
| <b>Total Team</b> |    |                | 36     | 23     | 49    | 108            | 33.33 |



**Block**

Avg. by set

| Rk                | No | Name           | Kill Blocks | Faults | Rebounds | Total Attempts | Note |
|-------------------|----|----------------|-------------|--------|----------|----------------|------|
| 1                 | 13 | Wen I Tzu      | 1           | 2      | -        | 3              | 0.33 |
| -                 | 3  | Lee Yi Hsuan   | -           | -      | -        | -              |      |
| -                 | 5  | Wu Ko Jou      | -           | -      | -        | -              |      |
| -                 | 7  | Lee Yi Ping    | -           | -      | -        | -              |      |
| -                 | 9  | Liao Wan Ju    | -           | -      | -        | -              |      |
| -                 | 10 | Chen Wan Ting  | -           | -      | -        | -              |      |
| -                 | 11 | Chen Wan Ching | -           | -      | 3        | 3              |      |
| -                 | 12 | Yang Meng Hua  | -           | -      | -        | -              |      |
| -                 | 15 | Yen Pei Ling   | -           | -      | -        | -              |      |
| -                 | 14 | Tsai Yin Feng  | -           | 1      | 8        | 9              |      |
| -                 | 1  | Teng Yen Min   | -           | 2      | 3        | 5              |      |
| -                 | 6  | Wang Sin Ting  | -           | 1      | -        | 1              |      |
| <b>Others</b>     |    |                | -           | -      | -        | -              |      |
| <b>Total Team</b> |    |                | 1           | 6      | 14       | 21             | 0.33 |





# P-3 VOLLEYBALL • Match players ranking



FIVB Women's World OQT 2012 / Japan

Round robin

**Match:** 26 **Date:** 27.05.2012 **Spectators:** 2'250  
**City:** Tokyo, Japan  
**Hall:** Tokyo Metropolitan Gymnasium  
**Match duration:** **Start:** 13:40 **End:** 14:50 **Total:** 1:10

| Teams               | Sets     | 1    | 2    | 3    | 4 | 5 | Total     |
|---------------------|----------|------|------|------|---|---|-----------|
| <b>RUS</b>          | <b>3</b> | 25   | 25   | 25   |   |   | <b>75</b> |
| <b>TPE</b>          | <b>0</b> | 14   | 17   | 17   |   |   | <b>48</b> |
| <b>Set duration</b> |          | 0:20 | 0:22 | 0:22 |   |   | 1:04      |



## TPE • Chinese Taipei

| Rk                | No | Name           | Aces     | Faults   | Serve Hits | Total Attempts | Note        |
|-------------------|----|----------------|----------|----------|------------|----------------|-------------|
| 1                 | 10 | Chen Wan Ting  | 1        | -        | 9          | 10             | 0.33        |
| 1                 | 11 | Chen Wan Ching | 1        | 1        | 6          | 8              | 0.33        |
| 1                 | 6  | Wang Sin Ting  | 1        | 1        | 5          | 7              | 0.33        |
| 1                 | 1  | Teng Yen Min   | 1        | 2        | 4          | 7              | 0.33        |
| -                 | 3  | Lee Yi Hsuan   | -        | -        | -          | -              |             |
| -                 | 5  | Wu Ko Jou      | -        | -        | 7          | 7              |             |
| -                 | 7  | Lee Yi Ping    | -        | -        | -          | -              |             |
| -                 | 9  | Liao Wan Ju    | -        | -        | 1          | 1              |             |
| -                 | 12 | Yang Meng Hua  | -        | -        | -          | -              |             |
| -                 | 13 | Wen I Tzu      | -        | -        | 5          | 5              |             |
| -                 | 15 | Yen Pei Ling   | -        | -        | 1          | 1              |             |
| -                 | 14 | Tsai Yin Feng  | -        | 1        | 3          | 4              |             |
| <b>Others</b>     |    |                | -        | -        | -          | -              |             |
| <b>Total Team</b> |    |                | <b>4</b> | <b>5</b> | <b>41</b>  | <b>50</b>      | <b>1.33</b> |

**Serve**

Avg. by set

| Team | Opponent errors & Team faults | Aces | Faults | Serve Hits | Total Attempts | Note |
|------|-------------------------------|------|--------|------------|----------------|------|
|      | Opponent errors & Team faults | 7    | 13     |            | 20             |      |

| Rk                | No | Name           | Digs      | Faults    | Receptions | Total Attempts | Note         |
|-------------------|----|----------------|-----------|-----------|------------|----------------|--------------|
| 1                 | 12 | Yang Meng Hua  | 17        | 4         | 6          | 27             | 5.67         |
| 2                 | 10 | Chen Wan Ting  | 6         | 6         | 6          | 18             | 2.00         |
| 3                 | 6  | Wang Sin Ting  | 5         | 4         | 4          | 13             | 1.67         |
| 4                 | 11 | Chen Wan Ching | 4         | 4         | 3          | 11             | 1.33         |
| 5                 | 14 | Tsai Yin Feng  | 3         | -         | 2          | 5              | 1.00         |
| 6                 | 5  | Wu Ko Jou      | 2         | 1         | -          | 3              | 0.67         |
| 6                 | 1  | Teng Yen Min   | 2         | 4         | 1          | 7              | 0.67         |
| 8                 | 13 | Wen I Tzu      | 1         | 1         | -          | 2              | 0.33         |
| -                 | 3  | Lee Yi Hsuan   | -         | -         | -          | -              |              |
| -                 | 7  | Lee Yi Ping    | -         | -         | -          | -              |              |
| -                 | 9  | Liao Wan Ju    | -         | -         | -          | -              |              |
| -                 | 15 | Yen Pei Ling   | -         | -         | -          | -              |              |
| <b>Others</b>     |    |                | -         | -         | -          | -              |              |
| <b>Total Team</b> |    |                | <b>40</b> | <b>24</b> | <b>22</b>  | <b>86</b>      | <b>13.33</b> |

**Dig**

Avg. by set





# P-3 VOLLEYBALL • Match players ranking



FIVB Women's World OQT 2012 / Japan


Round robin

**Match:** 26 **Date:** 27.05.2012 **Spectators:** 2'250  
**City:** Tokyo, Japan  
**Hall:** Tokyo Metropolitan Gymnasium  
**Match duration:** **Start:** 13:40 **End:** 14:50 **Total:** 1:10

| Teams               | Sets     | 1    | 2    | 3    | 4 | 5 | Total |
|---------------------|----------|------|------|------|---|---|-------|
| <b>RUS</b>          | <b>3</b> | 25   | 25   | 25   |   |   | 75    |
| <b>TPE</b>          | <b>0</b> | 14   | 17   | 17   |   |   | 48    |
| <b>Set duration</b> |          | 0:20 | 0:22 | 0:22 |   |   | 1:04  |




## TPE • Chinese Taipei



**Set**

Avg. by set

| Rk                | No | Name           | Running Sets | Faults | Still Sets | Total Attempts | Note |
|-------------------|----|----------------|--------------|--------|------------|----------------|------|
| 1                 | 11 | Chen Wan Ching | 24           | 2      | 69         | 95             | 8.00 |
| 2                 | 15 | Yen Pei Ling   | 1            | -      | 1          | 2              | 0.33 |
| -                 | 1  | Teng Yen Min   | -            | -      | -          | -              |      |
| -                 | 3  | Lee Yi Hsuan   | -            | -      | -          | -              |      |
| -                 | 5  | Wu Ko Jou      | -            | -      | -          | -              |      |
| -                 | 6  | Wang Sin Ting  | -            | -      | -          | -              |      |
| -                 | 7  | Lee Yi Ping    | -            | -      | -          | -              |      |
| -                 | 9  | Liao Wan Ju    | -            | -      | -          | -              |      |
| -                 | 10 | Chen Wan Ting  | -            | -      | 1          | 1              |      |
| -                 | 12 | Yang Meng Hua  | -            | -      | 6          | 6              |      |
| -                 | 13 | Wen I Tzu      | -            | -      | 1          | 1              |      |
| -                 | 14 | Tsai Yin Feng  | -            | -      | 1          | 1              |      |
| <b>Others</b>     |    |                | -            | -      | -          | -              |      |
| <b>Total Team</b> |    |                | 25           | 2      | 79         | 106            | 8.33 |



**Reception**

Eff. %  
Limit: 25.00%

| Rk                | No | Name           | Excellents | Faults | Serve Receptions | Total Attempts | Note  |
|-------------------|----|----------------|------------|--------|------------------|----------------|-------|
| 1                 | 6  | Wang Sin Ting  | 13         | 2      | 27               | 42             | 26.19 |
| -                 | 1  | Teng Yen Min   | 7          | -      | 10               | 17             |       |
| -                 | 12 | Yang Meng Hua  | 3          | -      | 5                | 8              |       |
| -                 | 10 | Chen Wan Ting  | -          | -      | 1                | 1              |       |
| -                 | 13 | Wen I Tzu      | -          | -      | 1                | 1              |       |
| -                 | 3  | Lee Yi Hsuan   | -          | -      | -                | -              |       |
| -                 | 5  | Wu Ko Jou      | -          | -      | -                | -              |       |
| -                 | 7  | Lee Yi Ping    | -          | -      | -                | -              |       |
| -                 | 9  | Liao Wan Ju    | -          | -      | -                | -              |       |
| -                 | 11 | Chen Wan Ching | -          | -      | -                | -              |       |
| -                 | 14 | Tsai Yin Feng  | -          | -      | -                | -              |       |
| -                 | 15 | Yen Pei Ling   | -          | -      | -                | -              |       |
| <b>Others</b>     |    |                | -          | -      | -                | -              |       |
| <b>Total Team</b> |    |                | 23         | 2      | 44               | 69             | 30.43 |

