


Match: 94 Date: 16.09.2014 Spectators: 12'100
 City: LODZ
 Hall: ATLAS ARENA
 Match duration: Start: 20:25 End: 23:00 Total: 2:35

Teams	Sets	1	2	3	4	5	Total
POL	3	25	22	14	25	17	103
BRA	2	22	25	25	18	15	105
Set duration		0:30	0:31	0:25	0:28	0:22	2:16




POL • Poland



Spike

Succ. %
Limit: 15.00%

Rk	No	Name	Spikes	Faults	Shots	Total Attempts	Note
1	10	Wlazly Mariusz	29	5	12	46	63.04
2	20	Mika Mateusz	11	5	3	19	57.89
-	13	Kubiak Michal	2	4	9	15	
-	7	Klos Karol	6	-	3	9	
-	1	Nowakowski Piotr	5	2	-	7	
-	2	Winiarski Michal	1	3	3	7	
-	3	Konarski Dawid	2	1	2	5	
-	21	Buszek Rafal	-	-	2	2	
-	18	Mozdzonek Marcin	-	1	1	2	
-	11	Drzyzga Fabian	1	-	-	1	
-	5	Zagumny Pawel	-	-	-	-	
-	17	Zatorski Pawel	-	-	-	-	
Others			-	-	-	-	
Total Team			57	21	35	113	50.44



Block

Avg. by set


Rk	No	Name	Kill Blocks	Faults	Rebounds	Total Attempts	Note
1	7	Klos Karol	7	4	3	14	1.40
2	13	Kubiak Michal	3	3	1	7	0.60
3	20	Mika Mateusz	1	2	3	6	0.20
3	10	Wlazly Mariusz	1	5	7	13	0.20
3	2	Winiarski Michal	1	1	-	2	0.20
-	5	Zagumny Pawel	-	-	-	-	
-	17	Zatorski Pawel	-	-	-	-	
-	18	Mozdzonek Marcin	-	-	1	1	
-	21	Buszek Rafal	-	-	-	-	
-	3	Konarski Dawid	-	1	1	2	
-	1	Nowakowski Piotr	-	4	1	5	
-	11	Drzyzga Fabian	-	7	-	7	
Others			-	-	-	-	
Total Team			13	27	17	57	2.60

Match: 94 Date: 16.09.2014 Spectators: 12'100
 City: LODZ
 Hall: ATLAS ARENA
 Match duration: Start: 20:25 End: 23:00 Total: 2:35

Teams	Sets	1	2	3	4	5	Total
POL	3	25	22	14	25	17	103
BRA	2	22	25	25	18	15	105
Set duration		0:30	0:31	0:25	0:28	0:22	2:16



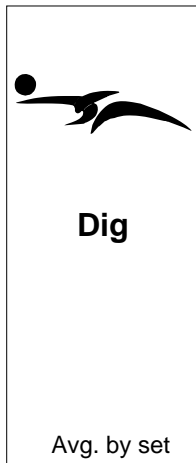
POL • Poland



Rk	No	Name	Aces	Faults	Serve Hits	Total Attempts	Note
1	3	Konarski Dawid	2	-	5	7	0.40
1	11	Drzyzga Fabian	2	3	5	10	0.40
3	20	Mika Mateusz	1	2	10	13	0.20
3	10	Wlazly Mariusz	1	6	14	21	0.20
-	5	Zagumny Pawel	-	-	-	-	
-	17	Zatorski Pawel	-	-	-	-	
-	18	Mozdzonek Marcin	-	-	13	13	
-	21	Buszek Rafal	-	-	-	-	
-	7	Klos Karol	-	1	10	11	
-	13	Kubiak Michal	-	2	12	14	
-	1	Nowakowski Piotr	-	2	8	10	
-	2	Winiarski Michal	-	2	1	3	
Others			-	-	-	-	
Total Team			6	18	78	102	1.20



Opponent errors & Team faults	27	1	28
-------------------------------	----	---	----



Rk	No	Name	Digs	Faults	Receptions	Total Attempts	Note
1	17	Zatorski Pawel	12	2	6	20	2.40
2	11	Drzyzga Fabian	3	-	6	9	0.60
2	10	Wlazly Mariusz	3	1	4	8	0.60
2	13	Kubiak Michal	3	2	5	10	0.60
5	18	Mozdzonek Marcin	2	-	1	3	0.40
5	7	Klos Karol	2	1	-	3	0.40
7	1	Nowakowski Piotr	1	-	3	4	0.20
7	20	Mika Mateusz	1	-	2	3	0.20
7	21	Buszek Rafal	1	-	-	1	0.20
7	3	Konarski Dawid	1	1	3	5	0.20
-	2	Winiarski Michal	-	-	1	1	
-	5	Zagumny Pawel	-	2	-	2	
Others			-	22	-	22	
Total Team			29	31	31	91	5.80

Match: 94 Date: 16.09.2014 Spectators: 12'100

City: LODZ


Hall: ATLAS ARENA

Match duration: Start: 20:25 End: 23:00 Total: 2:35

Teams	Sets	1	2	3	4	5	Total
POL	3	25	22	14	25	17	103
BRA	2	22	25	25	18	15	105
Set duration		0:30	0:31	0:25	0:28	0:22	2:16




POL • Poland



Set

Avg. by set

Rk	No	Name	Running Sets	Faults	Still Sets	Total Attempts	Note
1	11	Drzyzga Fabian	32	-	44	76	6.40
2	5	Zagumny Pawel	5	-	6	11	1.00
3	13	Kubiak Michal	1	-	2	3	0.20
-	1	Nowakowski Piotr	-	-	-	-	
-	2	Winiarski Michal	-	-	3	3	
-	3	Konarski Dawid	-	-	-	-	
-	7	Klos Karol	-	-	1	1	
-	10	Wlazly Mariusz	-	-	-	-	
-	17	Zatorski Pawel	-	-	1	1	
-	18	Mozdzonek Marcin	-	-	-	-	
-	20	Mika Mateusz	-	-	-	-	
-	21	Buszek Rafal	-	-	-	-	
Others			-	-	-	-	
Total Team			38	-	57	95	7.60



Reception

Eff. %
Limit: 25.00%

Rk	No	Name	Excellents	Faults	Serve Receptions	Total Attempts	Note
1	13	Kubiak Michal	18	2	25	45	35.56
-	17	Zatorski Pawel	4	2	11	17	
-	20	Mika Mateusz	5	2	8	15	
-	2	Winiarski Michal	3	1	1	5	
-	21	Buszek Rafal	-	-	4	4	
-	7	Klos Karol	2	-	-	2	
-	1	Nowakowski Piotr	-	-	-	-	
-	3	Konarski Dawid	-	-	-	-	
-	5	Zagumny Pawel	-	-	-	-	
-	10	Wlazly Mariusz	-	-	-	-	
-	11	Drzyzga Fabian	-	-	-	-	
-	18	Mozdzonek Marcin	-	-	-	-	
Others			-	-	-	-	
Total Team			32	7	49	88	28.41

Match: 94 Date: 16.09.2014 Spectators: 12'100

City: LODZ


Hall: ATLAS ARENA

Match duration: Start: 20:25 End: 23:00 Total: 2:35

Teams	Sets	1	2	3	4	5	Total
POL	3	25	22	14	25	17	103
BRA	2	22	25	25	18	15	105
Set duration		0:30	0:31	0:25	0:28	0:22	2:16




BRA • Brazil



Spike

Succ. %
Limit: 15.00%

Rk	No	Name	Spikes	Faults	Shots	Total Attempts	Note
1	10	Lucarelli Santos De Souza Ricardo	12	3	7	22	54.55
2	6	Vissotto Neves Leandro	14	5	7	26	53.85
3	12	Fonteles Luiz Felipe Marques	13	5	9	27	48.15
-	16	Saatkamp Lucas	9	3	3	15	
-	4	De Souza Wallace	3	-	5	8	
-	5	Dos Santos Jr. Sidnei	3	2	1	6	
-	1	Rezende Bruno Mossa	1	-	2	3	
-	3	Carbonera Eder	-	-	-	-	
-	11	Silva Felipe Lourenço	-	-	-	-	
-	18	Borges Almeida Silva Mauricio	-	-	-	-	
-	19	Da Silva Pedreira Junior Mario	-	-	-	-	
-	20	Vieira De Oliveira Raphael	-	-	-	-	
Others			-	-	-	-	
Total Team			55	18	34	107	51.40



Block

Avg. by set


Rk	No	Name	Kill Blocks	Faults	Rebounds	Total Attempts	Note
1	10	Lucarelli Santos De Souza Ricardo	4	1	3	8	0.80
2	16	Saatkamp Lucas	3	6	4	13	0.60
2	12	Fonteles Luiz Felipe Marques	3	3	-	6	0.60
4	1	Rezende Bruno Mossa	2	3	4	9	0.40
4	5	Dos Santos Jr. Sidnei	2	7	7	16	0.40
6	4	De Souza Wallace	1	1	1	3	0.20
-	3	Carbonera Eder	-	-	-	-	
-	11	Silva Felipe Lourenço	-	-	-	-	
-	18	Borges Almeida Silva Mauricio	-	-	-	-	
-	19	Da Silva Pedreira Junior Mario	-	-	-	-	
-	20	Vieira De Oliveira Raphael	-	-	-	-	
-	6	Vissotto Neves Leandro	-	5	2	7	
Others			-	-	-	-	
Total Team			15	26	21	62	3.00

Match: 94 Date: 16.09.2014 Spectators: 12'100
 City: LODZ
 Hall: ATLAS ARENA
 Match duration: Start: 20:25 End: 23:00 Total: 2:35

Teams	Sets	1	2	3	4	5	Total
POL	3	25	22	14	25	17	103
BRA	2	22	25	25	18	15	105
Set duration		0:30	0:31	0:25	0:28	0:22	2:16



BRA • Brazil




Serve

Avg. by set

Rk	No	Name	Aces	Faults	Serve Hits	Total Attempts	Note
1	16	Saatkamp Lucas	3	2	13	18	0.60
2	6	Vissotto Neves Leandro	2	4	11	17	0.40
3	5	Dos Santos Jr. Sidnei	1	-	18	19	0.20
3	12	Fonteles Luiz Felipe Marques	1	5	12	18	0.20
-	3	Carbonera Eder	-	-	-	-	
-	4	De Souza Wallace	-	-	-	-	
-	11	Silva Felipe Lourenço	-	-	-	-	
-	18	Borges Almeida Silva Mauricio	-	-	-	-	
-	19	Da Silva Pedreira Junior Mario	-	-	-	-	
-	20	Vieira De Oliveira Raphael	-	-	4	4	
-	1	Rezende Bruno Mossa	-	1	13	14	
-	10	Lucarelli Santos De Souza Ricardo	-	5	10	15	
Others			-	-	-	-	
Total Team			7	17	81	105	1.40

Team

Opponent errors & Team faults	28	-	28
-------------------------------	----	---	----



Dig

Avg. by set

Rk	No	Name	Digs	Faults	Receptions	Total Attempts	Note
1	10	Lucarelli Santos De Souza Ricardo	9	2	4	15	1.80
2	12	Fonteles Luiz Felipe Marques	5	5	2	12	1.00
3	19	Da Silva Pedreira Junior Mario	4	-	5	9	0.80
4	6	Vissotto Neves Leandro	3	-	3	6	0.60
4	1	Rezende Bruno Mossa	3	6	7	16	0.60
6	5	Dos Santos Jr. Sidnei	2	-	1	3	0.40
7	16	Saatkamp Lucas	1	-	-	1	0.20
7	20	Vieira De Oliveira Raphael	1	1	2	4	0.20
7	11	Silva Felipe Lourenço	1	3	2	6	0.20
-	3	Carbonera Eder	-	-	-	-	
-	4	De Souza Wallace	-	-	1	1	
-	18	Borges Almeida Silva Mauricio	-	-	-	-	
Others			-	18	-	18	
Total Team			29	35	27	91	5.80



Match: 94 Date: 16.09.2014 Spectators: 12'100

City: LODZ


Hall: ATLAS ARENA

Match duration: Start: 20:25 End: 23:00 Total: 2:35

Teams	Sets	1	2	3	4	5	Total
POL	3	25	22	14	25	17	103
BRA	2	22	25	25	18	15	105
Set duration		0:30	0:31	0:25	0:28	0:22	2:16




BRA • Brazil



Set

Avg. by set

Rk	No	Name	Running Sets	Faults	Still Sets	Total Attempts	Note
1	1	Rezende Bruno Mossa	25	1	50	76	5.00
2	20	Vieira De Oliveira Raphael	7	-	8	15	1.40
-	3	Carbonera Eder	-	-	-	-	
-	4	De Souza Wallace	-	-	-	-	
-	5	Dos Santos Jr. Sidnei	-	-	-	-	
-	6	Vissotto Neves Leandro	-	-	-	-	
-	10	Lucarelli Santos De Souza Ricardo	-	-	1	1	
-	11	Silva Felipe Lourenço	-	-	2	2	
-	16	Saatkamp Lucas	-	-	-	-	
-	18	Borges Almeida Silva Mauricio	-	-	-	-	
-	19	Da Silva Pedreira Junior Mario	-	-	2	2	
-	12	Fonteles Luiz Felipe Marques	-	1	2	3	
Others			-	-	-	-	
Total Team			32	2	65	99	6.40



Reception

Eff. %
Limit: 25.00%

Rk	No	Name	Excellents	Faults	Serve Receptions	Total Attempts	Note
1	19	Da Silva Pedreira Junior Mario	16	1	13	30	50.00
2	10	Lucarelli Santos De Souza Ricardo	10	2	14	26	30.77
3	12	Fonteles Luiz Felipe Marques	6	2	18	26	15.38
-	16	Saatkamp Lucas	-	-	2	2	
-	1	Rezende Bruno Mossa	-	-	-	-	
-	3	Carbonera Eder	-	-	-	-	
-	4	De Souza Wallace	-	-	-	-	
-	5	Dos Santos Jr. Sidnei	-	-	-	-	
-	6	Vissotto Neves Leandro	-	-	-	-	
-	11	Silva Felipe Lourenço	-	-	-	-	
-	18	Borges Almeida Silva Mauricio	-	-	-	-	
-	20	Vieira De Oliveira Raphael	-	-	-	-	
Others			-	-	-	-	
Total Team			32	5	47	84	32.14