

Match: 85 Date: 14.09.2014 Spectators: 12'100

City: LODZ


Hall: ATLAS ARENA

Match duration: Start: 20:25 End: 22:52 Total: 2:27

Teams	Sets	1	2	3	4	5	Total
POL	3	25	21	25	22	15	108
FRA	2	18	25	23	25	12	103
Set duration		0:23	0:28	0:30	0:30	0:17	2:08




POL • Poland



Spike

Succ. %
Limit: 15.00%

Rk	No	Name	Spikes	Faults	Shots	Total Attempts	Note
1	10	Wlazly Mariusz	12	1	9	22	54.55
2	20	Mika Mateusz	15	4	15	34	44.12
3	13	Kubiak Michal	9	6	9	24	37.50
-	3	Konarski Dawid	7	3	8	18	
-	21	Buszek Rafal	4	3	5	12	
-	7	Klos Karol	5	-	4	9	
-	1	Nowakowski Piotr	2	2	4	8	
-	8	Wrona Andrzej	2	-	-	2	
-	5	Zagumny Pawel	1	-	-	1	
-	18	Mozdzonek Marcin	-	-	1	1	
-	11	Drzyzga Fabian	-	-	-	-	
-	17	Zatorski Pawel	-	-	-	-	
Others			-	-	-	-	
Total Team			57	19	55	131	43.51



Block

Avg. by set

Rk	No	Name	Kill Blocks	Faults	Rebounds	Total Attempts	Note
1	3	Konarski Dawid	3	1	2	6	0.60
1	18	Mozdzonek Marcin	3	6	4	13	0.60
3	11	Drzyzga Fabian	2	1	-	3	0.40
3	7	Klos Karol	2	8	4	14	0.40
3	21	Buszek Rafal	2	3	-	5	0.40
6	1	Nowakowski Piotr	1	9	8	18	0.20
6	10	Wlazly Mariusz	1	7	2	10	0.20
6	20	Mika Mateusz	1	10	1	12	0.20
-	5	Zagumny Pawel	-	-	1	1	
-	17	Zatorski Pawel	-	-	-	-	
-	13	Kubiak Michal	-	3	1	4	
-	8	Wrona Andrzej	-	2	-	2	
Others			-	-	-	-	
Total Team			15	50	23	88	3.00

Match: 85 Date: 14.09.2014 Spectators: 12'100

City: LODZ

Hall: ATLAS ARENA


Match duration: Start: 20:25 End: 22:52 Total: 2:27

Teams	Sets	1	2	3	4	5	Total
POL	3	25	21	25	22	15	108
FRA	2	18	25	23	25	12	103
Set duration		0:23	0:28	0:30	0:30	0:17	2:08




POL • Poland

Rk	No	Name	Aces	Faults	Serve Hits	Total Attempts	Note
1	11	Drzyzga Fabian	2	4	5	11	0.40
2	13	Kubiak Michal	1	3	9	13	0.20
-	5	Zagumny Pawel	-	-	5	5	
-	8	Wrona Andrzej	-	-	4	4	
-	17	Zatorski Pawel	-	-	-	-	
-	18	Mozdzonek Marcin	-	-	2	2	
-	7	Klos Karol	-	1	15	16	
-	1	Nowakowski Piotr	-	1	14	15	
-	3	Konarski Dawid	-	2	8	10	
-	20	Mika Mateusz	-	3	11	14	
-	21	Buszek Rafal	-	2	3	5	
-	10	Wlazly Mariusz	-	6	7	13	
Others			-	-	-	-	
Total Team			3	22	83	108	0.60



Team	Opponent errors & Team faults	Aces	Faults	Total Attempts
		33	-	33

Rk	No	Name	Digs	Faults	Receptions	Total Attempts	Note
1	17	Zatorski Pawel	18	1	1	20	3.60
2	3	Konarski Dawid	9	2	-	11	1.80
3	5	Zagumny Pawel	8	-	-	8	1.60
3	13	Kubiak Michal	8	1	2	11	1.60
3	20	Mika Mateusz	8	1	-	9	1.60
6	11	Drzyzga Fabian	7	-	1	8	1.40
7	7	Klos Karol	6	-	-	6	1.20
7	10	Wlazly Mariusz	6	1	2	9	1.20
9	21	Buszek Rafal	2	1	-	3	0.40
10	18	Mozdzonek Marcin	1	-	-	1	0.20
-	8	Wrona Andrzej	-	-	-	-	
-	1	Nowakowski Piotr	-	1	1	2	
Others			-	-	-	-	
Total Team			73	8	7	88	14.60




Match: 85 Date: 14.09.2014 Spectators: 12'100
 City: LODZ
 Hall: ATLAS ARENA
 Match duration: Start: 20:25 End: 22:52 Total: 2:27

Teams	Sets	1	2	3	4	5	Total
POL	3	25	21	25	22	15	108
FRA	2	18	25	23	25	12	103
Set duration		0:23	0:28	0:30	0:30	0:17	2:08




POL • Poland



Set

Avg. by set

Rk	No	Name	Running Sets	Faults	Still Sets	Total Attempts	Note
1	11	Drzyzga Fabian	32	1	50	83	6.40
2	5	Zagumny Pawel	6	-	17	23	1.20
-	1	Nowakowski Piotr	-	-	-	-	-
-	3	Konarski Dawid	-	-	-	-	-
-	7	Klos Karol	-	-	-	-	-
-	8	Wrona Andrzej	-	-	-	-	-
-	10	Wlazly Mariusz	-	-	-	-	-
-	13	Kubiak Michal	-	-	-	-	-
-	17	Zatorski Pawel	-	-	-	-	-
-	18	Mozdzonek Marcin	-	-	-	-	-
-	20	Mika Mateusz	-	-	-	-	-
-	21	Buszek Rafal	-	-	-	-	-
Others			-	-	-	-	-
Total Team			38	1	67	106	7.60



Reception

Eff. %
Limit: 25.00%

Rk	No	Name	Excellents	Faults	Serve Receptions	Total Attempts	Note
1	17	Zatorski Pawel	18	-	11	29	62.07
2	20	Mika Mateusz	8	2	18	28	21.43
-	21	Buszek Rafal	4	1	10	15	-
-	13	Kubiak Michal	11	-	3	14	-
-	1	Nowakowski Piotr	-	-	-	-	-
-	3	Konarski Dawid	-	-	-	-	-
-	5	Zagumny Pawel	-	-	-	-	-
-	7	Klos Karol	-	-	-	-	-
-	8	Wrona Andrzej	-	-	-	-	-
-	10	Wlazly Mariusz	-	-	-	-	-
-	11	Drzyzga Fabian	-	-	-	-	-
-	18	Mozdzonek Marcin	-	-	-	-	-
Others			-	-	-	-	-
Total Team			41	3	42	86	44.19


Match: 85 Date: 14.09.2014 Spectators: 12'100

City: LODZ


Hall: ATLAS ARENA

Match duration: Start: 20:25 End: 22:52 Total: 2:27

Teams	Sets	1	2	3	4	5	Total
POL	3	25	21	25	22	15	108
FRA	2	18	25	23	25	12	103
Set duration		0:23	0:28	0:30	0:30	0:17	2:08




FRA • France



Spike

Succ. %
Limit: 15.00%

Rk	No	Name	Spikes	Faults	Shots	Total Attempts	Note
1	21	Sidibe Mory	19	5	10	34	55.88
2	16	Marechal Nicolas	12	1	10	23	52.17
3	15	Tuia Samuele	7	6	8	21	33.33
-	10	Le Roux Kevin	3	3	5	11	
-	17	Lafitte Franck	6	-	4	10	
-	4	Rouzier Antonin	5	2	3	10	
-	9	Ngapeth Earvin	2	2	1	5	
-	7	Tillie Kevin	1	3	-	4	
-	14	Le Goff Nicolas	1	-	2	3	
-	18	Jaumel Yoann	-	1	1	2	
-	2	Grebennikov Jenia	-	-	-	-	
-	6	Toniutti Benjamin	-	-	-	-	
Others			-	-	-	-	
Total Team			56	23	44	123	45.53



Block

Avg. by set

Rk	No	Name	Kill Blocks	Faults	Rebounds	Total Attempts	Note
1	18	Jaumel Yoann	3	5	2	10	0.60
2	21	Sidibe Mory	2	5	5	12	0.40
2	10	Le Roux Kevin	2	16	5	23	0.40
4	16	Marechal Nicolas	1	7	2	10	0.20
-	2	Grebennikov Jenia	-	-	-	-	
-	7	Tillie Kevin	-	-	-	-	
-	6	Toniutti Benjamin	-	2	3	5	
-	9	Ngapeth Earvin	-	1	1	2	
-	15	Tuia Samuele	-	6	5	11	
-	17	Lafitte Franck	-	8	4	12	
-	4	Rouzier Antonin	-	1	-	1	
-	14	Le Goff Nicolas	-	5	-	5	
Others			-	-	-	-	
Total Team			8	56	27	91	1.60

Match: 85 Date: 14.09.2014 Spectators: 12'100

City: LODZ

Hall: ATLAS ARENA


Match duration: Start: 20:25 End: 22:52 Total: 2:27

Teams	Sets	1	2	3	4	5	Total
POL	3	25	21	25	22	15	108
FRA	2	18	25	23	25	12	103
Set duration		0:23	0:28	0:30	0:30	0:17	2:08




FRA • France

Rk	No	Name	Aces	Faults	Serve Hits	Total Attempts	Note
1	16	Marechal Nicolas	2	4	16	22	0.40
2	10	Le Roux Kevin	1	4	7	12	0.20
-	2	Grebennikov Jenia	-	-	-	-	
-	4	Rouzier Antonin	-	-	5	5	
-	14	Le Goff Nicolas	-	-	4	4	
-	15	Tuia Samuele	-	1	10	11	
-	17	Lafitte Franck	-	1	8	9	
-	6	Toniutti Benjamin	-	1	7	8	
-	18	Jaumel Yoann	-	1	7	8	
-	21	Sidibe Mory	-	3	13	16	
-	7	Tillie Kevin	-	1	4	5	
-	9	Ngapeth Earvin	-	1	2	3	
Others			-	-	-	-	
Total Team			3	17	83	103	0.60

 <p>Serve</p>	Avg. by set						

Team	Opponent errors & Team faults	36	1		37	
-------------	-------------------------------	----	---	--	----	--

Rk	No	Name	Digs	Faults	Receptions	Total Attempts	Note
1	2	Grebennikov Jenia	21	-	3	24	4.20
2	16	Marechal Nicolas	12	1	3	16	2.40
3	15	Tuia Samuele	10	-	1	11	2.00
4	21	Sidibe Mory	6	1	-	7	1.20
5	10	Le Roux Kevin	5	-	-	5	1.00
5	18	Jaumel Yoann	5	-	2	7	1.00
7	6	Toniutti Benjamin	4	1	-	5	0.80
8	9	Ngapeth Earvin	3	-	-	3	0.60
9	17	Lafitte Franck	2	1	-	3	0.40
10	14	Le Goff Nicolas	1	-	-	1	0.20
-	4	Rouzier Antonin	-	-	-	-	
-	7	Tillie Kevin	-	-	-	-	
Others			-	-	-	-	
Total Team			69	4	9	82	13.80

 <p>Dig</p>	Avg. by set						

Match: 85 Date: 14.09.2014 Spectators: 12'100

City: LODZ


Hall: ATLAS ARENA

Match duration: Start: 20:25 End: 22:52 Total: 2:27

Teams	Sets	1	2	3	4	5	Total
POL	3	25	21	25	22	15	108
FRA	2	18	25	23	25	12	103
Set duration		0:23	0:28	0:30	0:30	0:17	2:08




FRA • France



Set

Avg. by set

Rk	No	Name	Running Sets	Faults	Still Sets	Total Attempts	Note
1	18	Jaumel Yoann	13	2	54	69	2.60
2	6	Toniutti Benjamin	10	2	22	34	2.00
-	2	Grebennikov Jenia	-	-	-	-	
-	4	Rouzier Antonin	-	-	-	-	
-	7	Tillie Kevin	-	-	-	-	
-	9	Ngapeth Earvin	-	-	-	-	
-	10	Le Roux Kevin	-	-	-	-	
-	14	Le Goff Nicolas	-	-	-	-	
-	15	Tuia Samuele	-	-	-	-	
-	16	Marechal Nicolas	-	-	-	-	
-	17	Lafitte Franck	-	-	-	-	
-	21	Sidibe Mory	-	-	-	-	
Others			-	-	-	-	
Total Team			23	4	76	103	4.60



Reception

Eff. %
Limit: 25.00%

Rk	No	Name	Excellents	Faults	Serve Receptions	Total Attempts	Note
1	2	Grebennikov Jenia	11	2	9	22	40.91
2	16	Marechal Nicolas	6	1	22	29	17.24
-	15	Tuia Samuele	4	-	17	21	
-	7	Tillie Kevin	1	-	9	10	
-	9	Ngapeth Earvin	-	-	3	3	
-	10	Le Roux Kevin	1	-	-	1	
-	4	Rouzier Antonin	-	-	-	-	
-	6	Toniutti Benjamin	-	-	-	-	
-	14	Le Goff Nicolas	-	-	-	-	
-	17	Lafitte Franck	-	-	-	-	
-	18	Jaumel Yoann	-	-	-	-	
-	21	Sidibe Mory	-	-	-	-	
Others			-	-	-	-	
Total Team			23	3	60	86	23.26