



P-3 VOLLEYBALL • Match players ranking

FIVB 2010 Men's World Championship
Pool N - 2nd round



Match: 45 **Date:** 01.10.2010 **Spectators:** 2'800
City: Ancona
Hall: Palarossini
Match duration: **Start:** 17:05 **End:** 18:24 **Total:** 1:19

Teams	Sets	1	2	3	4	5	Total
BUL	3	25	25	25			75
POL	0	22	18	17			57
Set duration		0:24	0:23	0:26			1:13



BUL • Bulgaria



Spike

Succ. %
Limit: 15.00%

Rk	No	Name	Spikes	Faults	Shots	Total Attempts	Note
1	11	NIKOLOV Vladimir	18	2	10	30	60.00
2	6	KAZIYSKI Matey	10	-	7	17	58.82
3	15	ALEKSIEV Todor	6	1	5	12	50.00
-	18	NIKOLOV Nikolay	2	1	2	5	
-	12	YOSIFOV Viktor	2	-	-	2	
-	17	PENCHEV Nikolay	-	-	1	1	
-	2	TSVETANOV Hristo	-	-	-	-	
-	3	ZHEKOV Andrey	-	-	-	-	
-	10	BRATOEV Valentin	-	-	-	-	
-	13	SALPAROV Teodor	-	-	-	-	
-	19	SOKOLOV Tsvetan	-	-	-	-	
-	20	MITEV Konstantin	-	-	-	-	
Others			-	-	-	-	
Total Team			38	4	25	67	56.72



Block

Avg. by set

Rk	No	Name	Kill Blocks	Faults	Rebounds	Total Attempts	Note
1	12	YOSIFOV Viktor	4	4	6	14	1.33
1	18	NIKOLOV Nikolay	4	5	2	11	1.33
3	11	NIKOLOV Vladimir	2	-	-	2	0.67
4	15	ALEKSIEV Todor	1	-	-	1	0.33
4	6	KAZIYSKI Matey	1	1	-	2	0.33
-	2	TSVETANOV Hristo	-	-	-	-	
-	10	BRATOEV Valentin	-	-	-	-	
-	13	SALPAROV Teodor	-	-	-	-	
-	19	SOKOLOV Tsvetan	-	-	-	-	
-	20	MITEV Konstantin	-	-	-	-	
-	3	ZHEKOV Andrey	-	2	-	2	
-	17	PENCHEV Nikolay	-	1	-	1	
Others			-	-	-	-	
Total Team			12	13	8	33	4.00





P-3 VOLLEYBALL • Match players ranking

FIVB 2010 Men's World Championship
Pool N - 2nd round




Match: 45 **Date:** 01.10.2010 **Spectators:** 2'800
City: Ancona
Hall: Palarossini
Match duration: **Start:** 17:05 **End:** 18:24 **Total:** 1:19

Teams	Sets	1	2	3	4	5	Total
BUL	3	25	25	25			75
POL	0	22	18	17			57
Set duration		0:24	0:23	0:26			1:13



BUL • Bulgaria




Serve

Avg. by set

Rk	No	Name	Aces	Faults	Serve Hits	Total Attempts	Note
1	6	KAZIYSKI Matey	3	6	9	18	1.00
2	11	NIKOLOV Vladimir	2	2	6	10	0.67
3	3	ZHEKOV Andrey	1	3	8	12	0.33
-	2	TSVETANOV Hristo	-	-	-	-	
-	10	BRATOEV Valentin	-	-	-	-	
-	13	SALPAROV Teodor	-	-	-	-	
-	17	PENCHEV Nikolay	-	-	-	-	
-	18	NIKOLOV Nikolay	-	-	11	11	
-	19	SOKOLOV Tsvetan	-	-	-	-	
-	20	MITEV Konstantin	-	-	-	-	
-	15	ALEKSIEV Todor	-	1	12	13	
-	12	YOSIFOV Viktor	-	3	6	9	
Others			-	-	-	-	
Total Team			6	15	52	73	2.00

Team

Opponent errors & Team faults	19	-		19	
-------------------------------	----	---	--	----	--



Dig

Avg. by set

Rk	No	Name	Digs	Faults	Receptions	Total Attempts	Note
1	6	KAZIYSKI Matey	8	1	-	9	2.67
1	13	SALPAROV Teodor	8	2	-	10	2.67
3	3	ZHEKOV Andrey	7	2	-	9	2.33
4	11	NIKOLOV Vladimir	3	1	1	5	1.00
4	15	ALEKSIEV Todor	3	1	1	5	1.00
4	18	NIKOLOV Nikolay	3	4	-	7	1.00
7	12	YOSIFOV Viktor	2	3	-	5	0.67
-	2	TSVETANOV Hristo	-	-	-	-	
-	10	BRATOEV Valentin	-	-	-	-	
-	17	PENCHEV Nikolay	-	-	-	-	
-	19	SOKOLOV Tsvetan	-	-	-	-	
-	20	MITEV Konstantin	-	-	-	-	
Others			-	-	-	-	
Total Team			34	14	2	50	11.33





P-3 VOLLEYBALL • Match players ranking

FIVB 2010 Men's World Championship
Pool N - 2nd round



Match: 45 **Date:** 01.10.2010 **Spectators:** 2'800
City: Ancona
Hall: Palarossini
Match duration: **Start:** 17:05 **End:** 18:24 **Total:** 1:19

Teams	Sets	1	2	3	4	5	Total
BUL	3	25	25	25			75
POL	0	22	18	17			57
Set duration		0:24	0:23	0:26			1:13



BUL • Bulgaria



Set

Avg. by set

Rk	No	Name	Running Sets	Faults	Still Sets	Total Attempts	Note
1	3	ZHEKOV Andrey	37	-	23	60	12.33
-	2	TSVETANOV Hristo	-	-	-	-	
-	6	KAZIYSKI Matey	-	-	4	4	
-	10	BRATOEV Valentin	-	-	-	-	
-	11	NIKOLOV Vladimir	-	-	-	-	
-	12	YOSIFOV Viktor	-	-	-	-	
-	13	SALPAROV Teodor	-	-	5	5	
-	15	ALEKSIEV Todor	-	-	1	1	
-	17	PENCHEV Nikolay	-	-	-	-	
-	18	NIKOLOV Nikolay	-	-	1	1	
-	19	SOKOLOV Tsvetan	-	-	-	-	
-	20	MITEV Konstantin	-	-	-	-	
Others			-	-	-	-	
Total Team			37	-	34	71	12.33



Reception

Eff. %
Limit: 25.00%

Rk	No	Name	Excellents	Faults	Serve Receptions	Total Attempts	Note
1	13	SALPAROV Teodor	11	-	3	14	78.57
2	15	ALEKSIEV Todor	5	2	5	12	25.00
-	6	KAZIYSKI Matey	9	-	-	9	
-	17	PENCHEV Nikolay	4	-	2	6	
-	12	YOSIFOV Viktor	1	-	1	2	
-	3	ZHEKOV Andrey	-	-	1	1	
-	2	TSVETANOV Hristo	-	-	-	-	
-	10	BRATOEV Valentin	-	-	-	-	
-	11	NIKOLOV Vladimir	-	-	-	-	
-	18	NIKOLOV Nikolay	-	-	-	-	
-	19	SOKOLOV Tsvetan	-	-	-	-	
-	20	MITEV Konstantin	-	-	-	-	
Others			-	-	-	-	
Total Team			30	2	12	44	63.64





P-3 VOLLEYBALL • Match players ranking

FIVB 2010 Men's World Championship
Pool N - 2nd round




Match: 45 **Date:** 01.10.2010 **Spectators:** 2'800
City: Ancona
Hall: Palarossini
Match duration: **Start:** 17:05 **End:** 18:24 **Total:** 1:19

Teams	Sets	1	2	3	4	5	Total
BUL	3	25	25	25			75
POL	0	22	18	17			57
Set duration		0:24	0:23	0:26			1:13




POL • Poland



Spike

Succ. %
Limit: 15.00%

Rk	No	Name	Spikes	Faults	Shots	Total Attempts	Note
1	3	GRUSZKA Piotr	10	6	8	24	41.67
-	6	KUREK Bartosz	5	1	3	9	
-	2	WINIARSKI Michal	3	2	3	8	
-	14	RUCIAK Michal	3	2	3	8	
-	9	BARTMAN Zbigniew	5	-	2	7	
-	10	WLAZLY Mariusz	1	2	4	7	
-	1	NOWAKOWSKI Piotr	4	2	-	6	
-	18	MOZDZONEK Marcin	3	2	1	6	
-	5	ZAGUMNY Pawel	-	-	1	1	
-	12	CZARNOWSKI Patryk	-	1	-	1	
-	16	IGNACZAK Krzysztof	-	-	-	-	
-	19	LOMACZ Grzegorz	-	-	-	-	
Others			-	-	-	-	
Total Team			34	18	25	77	44.16



Block

Avg. by set

Rk	No	Name	Kill Blocks	Faults	Rebounds	Total Attempts	Note
1	1	NOWAKOWSKI Piotr	2	3	-	5	0.67
-	3	GRUSZKA Piotr	-	-	2	2	
-	9	BARTMAN Zbigniew	-	-	-	-	
-	10	WLAZLY Mariusz	-	-	-	-	
-	12	CZARNOWSKI Patryk	-	-	-	-	
-	16	IGNACZAK Krzysztof	-	-	-	-	
-	19	LOMACZ Grzegorz	-	-	-	-	
-	18	MOZDZONEK Marcin	-	2	3	5	
-	5	ZAGUMNY Pawel	-	2	1	3	
-	14	RUCIAK Michal	-	2	1	3	
-	2	WINIARSKI Michal	-	1	-	1	
-	6	KUREK Bartosz	-	1	-	1	
Others			-	-	-	-	
Total Team			2	11	7	20	0.67





P-3 VOLLEYBALL • Match players ranking

FIVB 2010 Men's World Championship
Pool N - 2nd round




Match: 45 **Date:** 01.10.2010 **Spectators:** 2'800
City: Ancona
Hall: Palarossini
Match duration: **Start:** 17:05 **End:** 18:24 **Total:** 1:19

Teams	Sets	1	2	3	4	5	Total
BUL	3	25	25	25			75
POL	0	22	18	17			57
Set duration		0:24	0:23	0:26			1:13



POL • Poland




Serve

Avg. by set

Rk	No	Name	Aces	Faults	Serve Hits	Total Attempts	Note
1	1	NOWAKOWSKI Piotr	2	2	5	9	0.67
-	5	ZAGUMNY Pawel	-	-	7	7	
-	9	BARTMAN Zbigniew	-	-	5	5	
-	10	WLAZLY Mariusz	-	-	1	1	
-	12	CZARNOWSKI Patryk	-	-	1	1	
-	16	IGNACZAK Krzysztof	-	-	-	-	
-	19	LOMACZ Grzegorz	-	-	1	1	
-	18	MOZDZONEK Marcin	-	1	8	9	
-	14	RUCIAK Michal	-	1	5	6	
-	3	GRUSZKA Piotr	-	2	7	9	
-	2	WINIARSKI Michal	-	2	4	6	
-	6	KUREK Bartosz	-	2	3	5	
Others			-	-	-	-	
Total Team			2	10	47	59	0.67

Team

Opponent errors & Team faults	19	-		19	
-------------------------------	----	---	--	----	--



Dig

Avg. by set

Rk	No	Name	Digs	Faults	Receptions	Total Attempts	Note
1	14	RUCIAK Michal	4	1	-	5	1.33
1	16	IGNACZAK Krzysztof	4	5	1	10	1.33
1	5	ZAGUMNY Pawel	4	5	-	9	1.33
4	2	WINIARSKI Michal	3	-	-	3	1.00
4	19	LOMACZ Grzegorz	3	1	1	5	1.00
4	6	KUREK Bartosz	3	1	-	4	1.00
4	18	MOZDZONEK Marcin	3	2	-	5	1.00
8	3	GRUSZKA Piotr	2	-	1	3	0.67
8	9	BARTMAN Zbigniew	2	-	-	2	0.67
10	1	NOWAKOWSKI Piotr	1	-	-	1	0.33
10	10	WLAZLY Mariusz	1	1	1	3	0.33
-	12	CZARNOWSKI Patryk	-	-	-	-	
Others			-	-	-	-	
Total Team			30	16	4	50	10.00





P-3 VOLLEYBALL • Match players ranking

FIVB 2010 Men's World Championship

Pool N - 2nd round



Match: 45 **Date:** 01.10.2010 **Spectators:** 2'800
City: Ancona
Hall: Palarossini
Match duration: **Start:** 17:05 **End:** 18:24 **Total:** 1:19

Teams	Sets	1	2	3	4	5	Total
BUL	3	25	25	25			75
POL	0	22	18	17			57
Set duration		0:24	0:23	0:26			1:13



POL • Poland



Set

Avg. by set

Rk	No	Name	Running Sets	Faults	Still Sets	Total Attempts	Note
1	5	ZAGUMNY Pawel	21	-	28	49	7.00
2	19	LOMACZ Grzegorz	5	-	6	11	1.67
-	1	NOWAKOWSKI Piotr	-	-	-	-	
-	2	WINIARSKI Michal	-	-	2	2	
-	3	GRUSZKA Piotr	-	-	1	1	
-	6	KUREK Bartosz	-	-	-	-	
-	9	BARTMAN Zbigniew	-	-	2	2	
-	10	WLAZLY Mariusz	-	-	-	-	
-	12	CZARNOWSKI Patryk	-	-	-	-	
-	14	RUCIAK Michal	-	-	-	-	
-	16	IGNACZAK Krzysztof	-	-	6	6	
-	18	MOZDZONEK Marcin	-	-	1	1	
Others			-	-	-	-	
Total Team			26	-	46	72	8.67



Reception

Eff. %
Limit: 25.00%

Rk	No	Name	Excellents	Faults	Serve Receptions	Total Attempts	Note
1	14	RUCIAK Michal	15	-	4	19	78.95
2	16	IGNACZAK Krzysztof	13	3	5	21	47.62
-	6	KUREK Bartosz	3	-	3	6	
-	2	WINIARSKI Michal	3	1	2	6	
-	9	BARTMAN Zbigniew	1	1	-	2	
-	18	MOZDZONEK Marcin	-	-	1	1	
-	1	NOWAKOWSKI Piotr	-	-	-	-	
-	3	GRUSZKA Piotr	-	-	-	-	
-	10	WLAZLY Mariusz	-	-	-	-	
-	12	CZARNOWSKI Patryk	-	-	-	-	
-	19	LOMACZ Grzegorz	-	-	-	-	
-	5	ZAGUMNY Pawel	-	1	1	2	
Others			-	-	-	-	
Total Team			35	6	16	57	50.88

