



P-3 VOLLEYBALL • Match players ranking

FIVB 2010 Men's World Championship
Pool N - 2nd round




Match: 42 **Date:** 30.09.2010 **Spectators:** 5'650
City: Ancona
Hall: Palarossini
Match duration: **Start:** 21:05 **End:** 22:27 **Total:** 1:22

Teams	Sets	1	2	3	4	5	Total
POL	0	16	20	20			56
BRA	3	25	25	25			75
Set duration		0:23	0:27	0:26			1:16




POL • Poland



Spike

Succ. %
Limit: 15.00%

Rk	No	Name	Spikes	Faults	Shots	Total Attempts	Note
1	3	GRUSZKA Piotr	8	3	8	19	42.11
2	2	WINIARSKI Michal	6	4	6	16	37.50
3	6	KUREK Bartosz	4	3	5	12	33.33
-	14	RUCIAK Michal	6	1	-	7	
-	9	BARTMAN Zbigniew	3	1	2	6	
-	18	MOZDZONEK Marcin	3	1	-	4	
-	1	NOWAKOWSKI Piotr	2	-	1	3	
-	12	CZARNOWSKI Patryk	2	-	1	3	
-	10	WLAZLY Mariusz	-	2	-	2	
-	5	ZAGUMNY Pawel	-	-	1	1	
-	19	LOMACZ Grzegorz	-	1	-	1	
-	16	IGNACZAK Krzysztof	-	-	-	-	
Others			-	-	-	-	
Total Team			34	16	24	74	45.95



Block

Avg. by set

Rk	No	Name	Kill Blocks	Faults	Rebounds	Total Attempts	Note
1	18	MOZDZONEK Marcin	1	2	6	9	0.33
1	1	NOWAKOWSKI Piotr	1	3	4	8	0.33
1	12	CZARNOWSKI Patryk	1	2	-	3	0.33
-	3	GRUSZKA Piotr	-	-	2	2	
-	9	BARTMAN Zbigniew	-	-	-	-	
-	10	WLAZLY Mariusz	-	-	-	-	
-	16	IGNACZAK Krzysztof	-	-	-	-	
-	19	LOMACZ Grzegorz	-	-	-	-	
-	5	ZAGUMNY Pawel	-	2	1	3	
-	2	WINIARSKI Michal	-	2	-	2	
-	6	KUREK Bartosz	-	1	-	1	
-	14	RUCIAK Michal	-	3	-	3	
Others			-	-	-	-	
Total Team			3	15	13	31	1.00





P-3 VOLLEYBALL • Match players ranking

FIVB 2010 Men's World Championship

Pool N - 2nd round

FIVB
www.fivb.org

Match: 42 Date: 30.09.2010 Spectators: 5'650

City: Ancona

Hall: Palarossini

Match duration: Start: 21:05 End: 22:27 Total: 1:22

Teams	Sets	1	2	3	4	5	Total
POL	0	16	20	20			56
BRA	3	25	25	25			75
Set duration		0:23	0:27	0:26			1:16



POL • Poland



Serve

Avg. by set

Rk	No	Name	Aces	Faults	Serve Hits	Total Attempts	Note
1	10	WLAZLY Mariusz	1	-	1	2	0.33
1	18	MOZDZONEK Marcin	1	1	6	8	0.33
-	5	ZAGUMNY Pawel	-	-	8	8	
-	16	IGNACZAK Krzysztof	-	-	-	-	
-	19	LOMACZ Grzegorz	-	-	-	-	
-	1	NOWAKOWSKI Piotr	-	1	6	7	
-	3	GRUSZKA Piotr	-	2	9	11	
-	2	WINIARSKI Michal	-	2	4	6	
-	12	CZARNOWSKI Patryk	-	1	2	3	
-	14	RUCIAK Michal	-	2	4	6	
-	6	KUREK Bartosz	-	2	2	4	
-	9	BARTMAN Zbigniew	-	2	1	3	
Others			-	-	-	-	
Total Team			2	13	43	58	0.67

Team

Opponent errors & Team faults	17	-		17	
-------------------------------	----	---	--	----	--



Dig

Avg. by set

Rk	No	Name	Digs	Faults	Receptions	Total Attempts	Note
1	5	ZAGUMNY Pawel	13	2	1	16	4.33
2	1	NOWAKOWSKI Piotr	7	-	-	7	2.33
3	18	MOZDZONEK Marcin	4	-	-	4	1.33
3	3	GRUSZKA Piotr	4	3	-	7	1.33
3	16	IGNACZAK Krzysztof	4	6	1	11	1.33
6	6	KUREK Bartosz	3	1	-	4	1.00
6	2	WINIARSKI Michal	3	2	1	6	1.00
-	9	BARTMAN Zbigniew	-	-	-	-	
-	10	WLAZLY Mariusz	-	-	-	-	
-	12	CZARNOWSKI Patryk	-	-	-	-	
-	19	LOMACZ Grzegorz	-	-	-	-	
-	14	RUCIAK Michal	-	1	-	1	
Others			-	-	-	-	
Total Team			38	15	3	56	12.67



P-3 VOLLEYBALL • Match players ranking

FIVB 2010 Men's World Championship
Pool N - 2nd round




Match: 42 **Date:** 30.09.2010 **Spectators:** 5'650
City: Ancona
Hall: Palarossini
Match duration: **Start:** 21:05 **End:** 22:27 **Total:** 1:22

Teams	Sets	1	2	3	4	5	Total
POL	0	16	20	20			56
BRA	3	25	25	25			75
Set duration		0:23	0:27	0:26			1:16



POL • Poland



Set

Avg. by set

Rk	No	Name	Running Sets	Faults	Still Sets	Total Attempts	Note
1	5	ZAGUMNY Pawel	29	-	25	54	9.67
2	19	LOMACZ Grzegorz	4	2	1	7	1.33
-	1	NOWAKOWSKI Piotr	-	-	1	1	
-	2	WINIARSKI Michal	-	-	4	4	
-	3	GRUSZKA Piotr	-	-	3	3	
-	6	KUREK Bartosz	-	-	1	1	
-	9	BARTMAN Zbigniew	-	-	-	-	
-	10	WLAZLY Mariusz	-	-	-	-	
-	12	CZARNOWSKI Patryk	-	-	-	-	
-	14	RUCIAK Michal	-	-	1	1	
-	16	IGNACZAK Krzysztof	-	-	6	6	
-	18	MOZDZONEK Marcin	-	-	3	3	
Others			-	-	-	-	
Total Team			33	2	45	80	11.00



Reception

Eff. %
Limit: 25.00%

Rk	No	Name	Excellents	Faults	Serve Receptions	Total Attempts	Note
1	2	WINIARSKI Michal	9	2	9	20	35.00
-	6	KUREK Bartosz	3	3	6	12	
-	16	IGNACZAK Krzysztof	9	-	2	11	
-	14	RUCIAK Michal	8	1	2	11	
-	9	BARTMAN Zbigniew	3	-	-	3	
-	5	ZAGUMNY Pawel	-	-	1	1	
-	1	NOWAKOWSKI Piotr	-	-	-	-	
-	3	GRUSZKA Piotr	-	-	-	-	
-	10	WLAZLY Mariusz	-	-	-	-	
-	12	CZARNOWSKI Patryk	-	-	-	-	
-	18	MOZDZONEK Marcin	-	-	-	-	
-	19	LOMACZ Grzegorz	-	-	-	-	
Others			-	-	-	-	
Total Team			32	6	20	58	44.83





P-3 VOLLEYBALL • Match players ranking

FIVB 2010 Men's World Championship
Pool N - 2nd round



Match: 42 **Date:** 30.09.2010 **Spectators:** 5'650
City: Ancona
Hall: Palarossini
Match duration: **Start:** 21:05 **End:** 22:27 **Total:** 1:22

Teams	Sets	1	2	3	4	5	Total
POL	0	16	20	20			56
BRA	3	25	25	25			75
Set duration		0:23	0:27	0:26			1:16



BRA • Brazil



Spike

Succ. %
Limit: 15.00%

Rk	No	Name	Spikes	Faults	Shots	Total Attempts	Note
1	6	VISSOTTO NEVES Leandro	17	4	8	29	58.62
2	18	AMARAL Dante Guimaraes	5	3	4	12	41.67
3	8	ENDRES Murilo	6	2	9	17	35.29
-	14	SANTANA Rodrigo	6	1	1	8	
-	16	SAATKAMP Lucas	3	-	3	6	
-	1	REZENDE Bruno Mossa	-	-	3	3	
-	4	DOMINGOS Alan Barbosa	-	-	-	-	
-	5	DOS SANTOS Jr. Sidnei	-	-	-	-	
-	7	GODOY FILHO Gilberto	-	-	-	-	
-	9	FABRICIO NERY Theo	-	-	-	-	
-	13	BRAVO PEREIRA Joao Paulo	-	-	-	-	
-	19	DA SILVA PEREIRA Jr. Mario	-	-	-	-	
Others			-	-	-	-	
Total Team			37	10	28	75	49.33



Block

Avg. by set

Rk	No	Name	Kill Blocks	Faults	Rebounds	Total Attempts	Note
1	6	VISSOTTO NEVES Leandro	4	2	-	6	1.33
2	16	SAATKAMP Lucas	2	2	1	5	0.67
2	18	AMARAL Dante Guimaraes	2	2	-	4	0.67
4	8	ENDRES Murilo	1	1	2	4	0.33
-	4	DOMINGOS Alan Barbosa	-	-	-	-	
-	5	DOS SANTOS Jr. Sidnei	-	-	-	-	
-	7	GODOY FILHO Gilberto	-	-	-	-	
-	9	FABRICIO NERY Theo	-	-	-	-	
-	13	BRAVO PEREIRA Joao Paulo	-	-	-	-	
-	19	DA SILVA PEREIRA Jr. Mario	-	-	-	-	
-	14	SANTANA Rodrigo	-	4	5	9	
-	1	REZENDE Bruno Mossa	-	3	2	5	
Others			-	-	-	-	
Total Team			9	14	10	33	3.00





P-3 VOLLEYBALL • Match players ranking

FIVB 2010 Men's World Championship
Pool N - 2nd round




Match: 42 **Date:** 30.09.2010 **Spectators:** 5'650
City: Ancona
Hall: Palarossini
Match duration: **Start:** 21:05 **End:** 22:27 **Total:** 1:22

Teams	Sets	1	2	3	4	5	Total
POL	0	16	20	20			56
BRA	3	25	25	25			75
Set duration		0:23	0:27	0:26			1:16



BRA • Brazil




Serve

Avg. by set

Rk	No	Name	Aces	Faults	Serve Hits	Total Attempts	Note
1	8	ENDRES Murilo	5	4	11	20	1.67
2	16	SAATKAMP Lucas	1	1	8	10	0.33
-	4	DOMINGOS Alan Barbosa	-	-	-	-	
-	5	DOS SANTOS Jr. Sidnei	-	-	-	-	
-	7	GODOY FILHO Gilberto	-	-	-	-	
-	9	FABRICIO NERY Theo	-	-	-	-	
-	13	BRAVO PEREIRA Joao Paulo	-	-	-	-	
-	14	SANTANA Rodrigo	-	-	15	15	
-	19	DA SILVA PEREIRA Jr. Mario	-	-	-	-	
-	18	AMARAL Dante Guimaraes	-	1	10	11	
-	1	REZENDE Bruno Mossa	-	1	8	9	
-	6	VISSOTTO NEVES Leandro	-	3	5	8	
Others			-	-	-	-	
Total Team			6	10	57	73	2.00

Team

Opponent errors & Team faults	23	-		23	
-------------------------------	----	---	--	----	--



Dig

Avg. by set

Rk	No	Name	Digs	Faults	Receptions	Total Attempts	Note
1	19	DA SILVA PEREIRA Jr. Mario	12	-	-	12	4.00
2	18	AMARAL Dante Guimaraes	8	-	-	8	2.67
3	8	ENDRES Murilo	7	3	-	10	2.33
4	1	REZENDE Bruno Mossa	5	1	-	6	1.67
5	14	SANTANA Rodrigo	4	2	1	7	1.33
6	6	VISSOTTO NEVES Leandro	2	3	-	5	0.67
7	16	SAATKAMP Lucas	1	1	-	2	0.33
-	4	DOMINGOS Alan Barbosa	-	-	-	-	
-	5	DOS SANTOS Jr. Sidnei	-	-	-	-	
-	7	GODOY FILHO Gilberto	-	-	-	-	
-	9	FABRICIO NERY Theo	-	-	-	-	
-	13	BRAVO PEREIRA Joao Paulo	-	-	-	-	
Others			-	-	-	-	
Total Team			39	10	1	50	13.00





P-3 VOLLEYBALL • Match players ranking

FIVB 2010 Men's World Championship
Pool N - 2nd round



Match: 42 **Date:** 30.09.2010 **Spectators:** 5'650
City: Ancona
Hall: Palarossini
Match duration: **Start:** 21:05 **End:** 22:27 **Total:** 1:22

Teams	Sets	1	2	3	4	5	Total
POL	0	16	20	20			56
BRA	3	25	25	25			75
Set duration		0:23	0:27	0:26			1:16



BRA • Brazil



Set

Avg. by set

Rk	No	Name	Running Sets	Faults	Still Sets	Total Attempts	Note
1	1	REZENDE Bruno Mossa	29	-	40	69	9.67
-	4	DOMINGOS Alan Barbosa	-	-	-	-	
-	5	DOS SANTOS Jr. Sidnei	-	-	-	-	
-	6	VISSOTTO NEVES Leandro	-	-	1	1	
-	7	GODOY FILHO Gilberto	-	-	-	-	
-	8	ENDRES Murilo	-	-	2	2	
-	9	FABRICIO NERY Theo	-	-	-	-	
-	13	BRAVO PEREIRA Joao Paulo	-	-	-	-	
-	14	SANTANA Rodrigo	-	-	1	1	
-	16	SAATKAMP Lucas	-	-	-	-	
-	18	AMARAL Dante Guimaraes	-	-	1	1	
-	19	DA SILVA PEREIRA Jr. Mario	-	-	3	3	
Others			-	-	-	-	
Total Team			29	-	48	77	9.67



Reception

Eff. %
Limit: 25.00%

Rk	No	Name	Excellents	Faults	Serve Receptions	Total Attempts	Note
1	19	DA SILVA PEREIRA Jr. Mario	12	-	8	20	60.00
2	8	ENDRES Murilo	7	1	5	13	46.15
-	18	AMARAL Dante Guimaraes	6	-	2	8	
-	6	VISSOTTO NEVES Leandro	1	-	-	1	
-	14	SANTANA Rodrigo	-	-	1	1	
-	4	DOMINGOS Alan Barbosa	-	-	-	-	
-	5	DOS SANTOS Jr. Sidnei	-	-	-	-	
-	7	GODOY FILHO Gilberto	-	-	-	-	
-	9	FABRICIO NERY Theo	-	-	-	-	
-	13	BRAVO PEREIRA Joao Paulo	-	-	-	-	
-	16	SAATKAMP Lucas	-	-	-	-	
-	1	REZENDE Bruno Mossa	-	1	-	1	
Others			-	-	-	-	
Total Team			26	2	16	44	54.55

