



P-3 VOLLEYBALL • Match players ranking

FIVB 2010 Men's World Championship
Pool F - 1st round



Match: 36 **Date:** 27.09.2010 **Spectators:** 6'600
City: Trieste
Hall: Palatrieste
Match duration: **Start:** 21:05 **End:** 22:48 **Total:** 1:43

Teams	Sets	1	2	3	4	5	Total
SRB	1	19	18	25	23		85
POL	3	25	25	21	25		96
Set duration		0:22	0:22	0:24	0:26		1:34



SRB • Serbia



Spike

Succ. %
Limit: 15.00%

Rk	No	Name	Spikes	Faults	Shots	Total Attempts	Note
1	15	STAROVIC Sasa	11	3	7	21	52.38
2	4	JANIC Bojan	11	5	12	28	39.29
-	7	SATNKOVIC Dragan	8	2	3	13	
-	18	PODRASCANIN Marko	9	-	3	12	
-	14	MILJKOVIC Ivan	3	7	2	12	
-	1	KOVACEVIC Nikola	4	2	5	11	
-	10	NIKIC Milos	4	3	3	10	
-	9	GRBIC Nikola	1	-	2	3	
-	5	PETKOVIC Vlado	-	-	-	-	
-	6	TERZIC Milos	-	-	-	-	
-	17	PETROVIC Borislav	-	-	-	-	
-	19	ROSIC Nikola	-	-	-	-	
Others			-	-	-	-	
Total Team			51	22	37	110	46.36



Block

Avg. by set

Rk	No	Name	Kill Blocks	Faults	Rebounds	Total Attempts	Note
1	18	PODRASCANIN Marko	3	3	3	9	0.75
2	7	SATNKOVIC Dragan	2	3	2	7	0.50
3	10	NIKIC Milos	1	2	1	4	0.25
-	5	PETKOVIC Vlado	-	-	-	-	
-	6	TERZIC Milos	-	-	-	-	
-	17	PETROVIC Borislav	-	-	-	-	
-	19	ROSIC Nikola	-	-	-	-	
-	4	JANIC Bojan	-	1	1	2	
-	15	STAROVIC Sasa	-	2	1	3	
-	1	KOVACEVIC Nikola	-	2	-	2	
-	9	GRBIC Nikola	-	1	-	1	
-	14	MILJKOVIC Ivan	-	2	-	2	
Others			-	-	-	-	
Total Team			6	16	8	30	1.50





P-3 VOLLEYBALL • Match players ranking

FIVB 2010 Men's World Championship
Pool F - 1st round




Match: 36 **Date:** 27.09.2010 **Spectators:** 6'600
City: Trieste
Hall: Palatrieste
Match duration: **Start:** 21:05 **End:** 22:48 **Total:** 1:43

Teams	Sets	1	2	3	4	5	Total
SRB	1	19	18	25	23		85
POL	3	25	25	21	25		96
Set duration		0:22	0:22	0:24	0:26		1:34



SRB • Serbia




Serve

Avg. by set

Rk	No	Name	Aces	Faults	Serve Hits	Total Attempts	Note
1	6	TERZIC Milos	1	-	3	4	0.25
1	18	PODRASCANIN Marko	1	2	11	14	0.25
1	4	JANIC Bojan	1	2	10	13	0.25
1	7	SATNKOVIC Dragan	1	5	8	14	0.25
-	5	PETKOVIC Vlado	-	-	1	1	
-	17	PETROVIC Borislav	-	-	-	-	
-	19	ROSIC Nikola	-	-	-	-	
-	1	KOVACEVIC Nikola	-	1	4	5	
-	9	GRBIC Nikola	-	2	7	9	
-	14	MILJKOVIC Ivan	-	1	3	4	
-	15	STAROVIC Sasa	-	4	10	14	
-	10	NIKIC Milos	-	3	5	8	
Others			-	-	-	-	
Total Team			4	20	62	86	1.00

Team

Opponent errors & Team faults	24	-		24	
-------------------------------	----	---	--	----	--



Dig

Avg. by set

Rk	No	Name	Digs	Faults	Receptions	Total Attempts	Note
1	19	ROSIC Nikola	8	5	-	13	2.00
2	4	JANIC Bojan	7	-	-	7	1.75
3	9	GRBIC Nikola	6	1	-	7	1.50
4	10	NIKIC Milos	4	1	1	6	1.00
4	15	STAROVIC Sasa	4	1	1	6	1.00
6	6	TERZIC Milos	2	-	-	2	0.50
6	7	SATNKOVIC Dragan	2	-	-	2	0.50
6	14	MILJKOVIC Ivan	2	-	-	2	0.50
9	18	PODRASCANIN Marko	1	-	-	1	0.25
9	1	KOVACEVIC Nikola	1	2	1	4	0.25
-	17	PETROVIC Borislav	-	-	-	-	
-	5	PETKOVIC Vlado	-	1	-	1	
Others			-	-	-	-	
Total Team			37	11	3	51	9.25





P-3 VOLLEYBALL • Match players ranking

FIVB 2010 Men's World Championship
Pool F - 1st round



Match: 36 **Date:** 27.09.2010 **Spectators:** 6'600
City: Trieste
Hall: Palatrieste
Match duration: **Start:** 21:05 **End:** 22:48 **Total:** 1:43

Teams	Sets	1	2	3	4	5	Total
SRB	1	19	18	25	23		85
POL	3	25	25	21	25		96
Set duration		0:22	0:22	0:24	0:26		1:34



SRB • Serbia



Set

Avg. by set

Rk	No	Name	Running Sets	Faults	Still Sets	Total Attempts	Note
1	9	GRBIC Nikola	45	1	47	93	11.25
-	1	KOVACEVIC Nikola	-	-	1	1	
-	4	JANIC Bojan	-	-	1	1	
-	5	PETKOVIC Vlado	-	-	-	-	
-	6	TERZIC Milos	-	-	1	1	
-	7	SATNKOVIC Dragan	-	-	2	2	
-	10	NIKIC Milos	-	-	1	1	
-	14	MILJKOVIC Ivan	-	-	-	-	
-	15	STAROVIC Sasa	-	-	-	-	
-	17	PETROVIC Borislav	-	-	-	-	
-	18	PODRASCANIN Marko	-	-	-	-	
-	19	ROSIC Nikola	-	-	3	3	
Others			-	-	-	-	
Total Team			45	1	56	102	11.25



Reception

Eff. %
Limit: 25.00%

Rk	No	Name	Excellents	Faults	Serve Receptions	Total Attempts	Note
1	4	JANIC Bojan	17	1	13	31	51.61
2	19	ROSIC Nikola	8	5	11	24	12.50
-	10	NIKIC Milos	7	2	3	12	
-	1	KOVACEVIC Nikola	7	-	-	7	
-	6	TERZIC Milos	1	-	-	1	
-	7	SATNKOVIC Dragan	-	-	1	1	
-	9	GRBIC Nikola	-	-	1	1	
-	18	PODRASCANIN Marko	1	-	-	1	
-	5	PETKOVIC Vlado	-	-	-	-	
-	14	MILJKOVIC Ivan	-	-	-	-	
-	15	STAROVIC Sasa	-	-	-	-	
-	17	PETROVIC Borislav	-	-	-	-	
Others			-	-	-	-	
Total Team			41	8	29	78	42.31





P-3 VOLLEYBALL • Match players ranking

FIVB 2010 Men's World Championship

Pool F - 1st round



Match: 36 Date: 27.09.2010 Spectators: 6'600

City: Trieste


Hall: Palatrieste

Match duration: Start: 21:05 End: 22:48 Total: 1:43

Teams	Sets	1	2	3	4	5	Total
SRB	1	19	18	25	23		85
POL	3	25	25	21	25		96
Set duration		0:22	0:22	0:24	0:26		1:34




POL • Poland



Spike

Succ. %
Limit: 15.00%

Rk	No	Name	Spikes	Faults	Shots	Total Attempts	Note
1	2	WINIARSKI Michal	12	2	4	18	66.67
2	9	BARTMAN Zbigniew	7	1	6	14	50.00
-	3	GRUSZKA Piotr	6	1	5	12	
-	10	WLAZLY Mariusz	3	4	5	12	
-	6	KUREK Bartosz	6	2	1	9	
-	12	CZARNOWSKI Patryk	6	1	1	8	
-	1	NOWAKOWSKI Piotr	3	1	1	5	
-	18	MOZDZONEK Marcin	-	1	4	5	
-	5	ZAGUMNY Pawel	-	1	-	1	
-	14	RUCIAK Michal	-	-	-	-	
-	16	IGNACZAK Krzysztof	-	-	-	-	
-	19	LOMACZ Grzegorz	-	-	-	-	
Others			-	-	-	-	
Total Team			43	14	27	84	51.19



Block

Avg. by set

Rk	No	Name	Kill Blocks	Faults	Rebounds	Total Attempts	Note
1	18	MOZDZONEK Marcin	2	2	5	9	0.50
1	2	WINIARSKI Michal	2	1	-	3	0.50
3	3	GRUSZKA Piotr	1	1	1	3	0.25
3	5	ZAGUMNY Pawel	1	2	1	4	0.25
3	9	BARTMAN Zbigniew	1	2	-	3	0.25
3	1	NOWAKOWSKI Piotr	1	3	-	4	0.25
-	12	CZARNOWSKI Patryk	-	-	2	2	
-	14	RUCIAK Michal	-	-	-	-	
-	16	IGNACZAK Krzysztof	-	-	-	-	
-	19	LOMACZ Grzegorz	-	-	-	-	
-	6	KUREK Bartosz	-	1	1	2	
-	10	WLAZLY Mariusz	-	2	-	2	
Others			-	-	-	-	
Total Team			8	14	10	32	2.00





P-3 VOLLEYBALL • Match players ranking

FIVB 2010 Men's World Championship
Pool F - 1st round




Match: 36 **Date:** 27.09.2010 **Spectators:** 6'600
City: Trieste
Hall: Palatrieste
Match duration: **Start:** 21:05 **End:** 22:48 **Total:** 1:43

Teams	Sets	1	2	3	4	5	Total
SRB	1	19	18	25	23		85
POL	3	25	25	21	25		96
Set duration		0:22	0:22	0:24	0:26		1:34



POL • Poland



Serve

Avg. by set

Rk	No	Name	Aces	Faults	Serve Hits	Total Attempts	Note
1	9	BARTMAN Zbigniew	3	1	8	12	0.75
2	2	WINIARSKI Michal	2	3	14	19	0.50
3	12	CZARNOWSKI Patryk	1	2	2	5	0.25
-	3	GRUSZKA Piotr	-	-	8	8	
-	14	RUCIAK Michal	-	-	-	-	
-	16	IGNACZAK Krzysztof	-	-	-	-	
-	19	LOMACZ Grzegorz	-	-	2	2	
-	5	ZAGUMNY Pawel	-	1	16	17	
-	18	MOZDZONEK Marcin	-	1	9	10	
-	1	NOWAKOWSKI Piotr	-	2	7	9	
-	6	KUREK Bartosz	-	4	4	8	
-	10	WLAZLY Mariusz	-	3	2	5	
Others			-	-	-	-	
Total Team			6	17	72	95	1.50

Team

Opponent errors & Team faults	39	-		39	
-------------------------------	----	---	--	----	--



Dig

Avg. by set

Rk	No	Name	Digs	Faults	Receptions	Total Attempts	Note
1	16	IGNACZAK Krzysztof	11	4	2	17	2.75
2	2	WINIARSKI Michal	7	5	-	12	1.75
3	5	ZAGUMNY Pawel	6	1	1	8	1.50
3	10	WLAZLY Mariusz	6	1	-	7	1.50
3	3	GRUSZKA Piotr	6	2	-	8	1.50
6	6	KUREK Bartosz	4	1	-	5	1.00
7	9	BARTMAN Zbigniew	2	-	1	3	0.50
7	18	MOZDZONEK Marcin	2	-	-	2	0.50
7	19	LOMACZ Grzegorz	2	-	-	2	0.50
7	1	NOWAKOWSKI Piotr	2	1	-	3	0.50
-	14	RUCIAK Michal	-	-	-	-	
-	12	CZARNOWSKI Patryk	-	1	-	1	
Others			-	-	-	-	
Total Team			48	16	4	68	12.00





P-3 VOLLEYBALL • Match players ranking

FIVB 2010 Men's World Championship

Pool F - 1st round




Match: 36 **Date:** 27.09.2010 **Spectators:** 6'600
City: Trieste
Hall: Palatrieste
Match duration: **Start:** 21:05 **End:** 22:48 **Total:** 1:43

Teams	Sets	1	2	3	4	5	Total
SRB	1	19	18	25	23		85
POL	3	25	25	21	25		96
Set duration		0:22	0:22	0:24	0:26		1:34




POL • Poland



Set

Avg. by set

Rk	No	Name	Running Sets	Faults	Still Sets	Total Attempts	Note
1	5	ZAGUMNY Pawel	25	-	41	66	6.25
2	19	LOMACZ Grzegorz	3	-	5	8	0.75
-	1	NOWAKOWSKI Piotr	-	-	1	1	
-	6	KUREK Bartosz	-	-	1	1	
-	9	BARTMAN Zbigniew	-	-	1	1	
-	10	WLAZLY Mariusz	-	-	-	-	
-	12	CZARNOWSKI Patryk	-	-	-	-	
-	14	RUCIAK Michal	-	-	-	-	
-	16	IGNACZAK Krzysztof	-	-	5	5	
-	18	MOZDZONEK Marcin	-	-	2	2	
-	3	GRUSZKA Piotr	-	1	1	2	
-	2	WINIARSKI Michal	-	1	-	1	
Others			-	-	-	-	
Total Team			28	2	57	87	7.00



Reception

Eff. %
Limit: 25.00%

Rk	No	Name	Excellents	Faults	Serve Receptions	Total Attempts	Note
1	2	WINIARSKI Michal	21	1	3	25	80.00
2	16	IGNACZAK Krzysztof	12	2	8	22	45.45
-	6	KUREK Bartosz	8	5	1	14	
-	9	BARTMAN Zbigniew	2	-	1	3	
-	3	GRUSZKA Piotr	1	-	-	1	
-	12	CZARNOWSKI Patryk	-	-	1	1	
-	1	NOWAKOWSKI Piotr	-	-	-	-	
-	5	ZAGUMNY Pawel	-	-	-	-	
-	10	WLAZLY Mariusz	-	-	-	-	
-	14	RUCIAK Michal	-	-	-	-	
-	18	MOZDZONEK Marcin	-	-	-	-	
-	19	LOMACZ Grzegorz	-	-	-	-	
Others			-	-	-	-	
Total Team			44	8	14	66	54.55

