



# P-3 VOLLEYBALL • Match players ranking

FIVB 2010 Men's World Championship  
Pool C - 1st round



**Match:** 30 **Date:** 27.09.2010 **Spectators:** 3'313  
**City:** Modena  
**Hall:** Palapanini  
**Match duration:** **Start:** 21:05 **End:** 23:03 **Total:** 1:58

Teams	Sets	1	2	3	4	5	Total
<b>PUR</b>	<b>2</b>	25	14	21	25	11	96
<b>RUS</b>	<b>3</b>	21	25	25	23	15	109
<b>Set duration</b>		0:22	0:21	0:24	0:25	0:13	1:45



## PUR • Puerto Rico



**Spike**

Succ. %  
Limit: 15.00%

Rk	No	Name	Spikes	Faults	Shots	Total Attempts	Note
1	12	SOTO Hector	21	5	13	39	53.85
2	4	RIVERA Victor	10	8	7	25	40.00
-	9	RODRIGUEZ Luis	13	-	4	17	
-	7	ESCALANTE Enrique	8	2	7	17	
-	1	RIVERA Jose	3	8	5	16	
-	14	MORALES Fernando	-	1	-	1	
-	2	ROSARIO Harry	-	-	-	-	
-	3	FIGUEROA Juan	-	-	-	-	
-	5	MUNIZ Roberto	-	-	-	-	
-	6	PEREZ Angel	-	-	-	-	
-	8	ERAZO Daniel	-	-	-	-	
-	13	MATIAS Alexis	-	-	-	-	
<b>Others</b>			-	-	-	-	
<b>Total Team</b>			55	24	36	115	47.83



**Block**

Avg. by set

Rk	No	Name	Kill Blocks	Faults	Rebounds	Total Attempts	Note
1	7	ESCALANTE Enrique	2	5	1	8	0.40
2	14	MORALES Fernando	1	-	1	2	0.20
2	9	RODRIGUEZ Luis	1	3	5	9	0.20
-	1	RIVERA Jose	-	-	-	-	
-	2	ROSARIO Harry	-	-	-	-	
-	3	FIGUEROA Juan	-	-	-	-	
-	5	MUNIZ Roberto	-	-	-	-	
-	6	PEREZ Angel	-	-	3	3	
-	8	ERAZO Daniel	-	-	-	-	
-	13	MATIAS Alexis	-	-	-	-	
-	4	RIVERA Victor	-	5	1	6	
-	12	SOTO Hector	-	4	-	4	
<b>Others</b>			-	-	-	-	
<b>Total Team</b>			4	17	11	32	0.80





# P-3 VOLLEYBALL • Match players ranking

FIVB 2010 Men's World Championship  
Pool C - 1st round




**Match:** 30 **Date:** 27.09.2010 **Spectators:** 3'313  
**City:** Modena  
**Hall:** Palapanini  
**Match duration:** **Start:** 21:05 **End:** 23:03 **Total:** 1:58

Teams	Sets	1	2	3	4	5	Total
PUR	2	25	14	21	25	11	96
RUS	3	21	25	25	23	15	109
Set duration		0:22	0:21	0:24	0:25	0:13	1:45



## PUR • Puerto Rico



**Serve**

Avg. by set

Rk	No	Name	Aces	Faults	Serve Hits	Total Attempts	Note
1	6	PEREZ Angel	2	1	4	7	0.40
1	7	ESCALANTE Enrique	2	5	11	18	0.40
3	9	RODRIGUEZ Luis	1	1	14	16	0.20
3	4	RIVERA Victor	1	2	14	17	0.20
-	2	ROSARIO Harry	-	-	-	-	
-	3	FIGUEROA Juan	-	-	1	1	
-	5	MUNIZ Roberto	-	-	-	-	
-	8	ERAZO Daniel	-	-	-	-	
-	13	MATIAS Alexis	-	-	2	2	
-	1	RIVERA Jose	-	2	11	13	
-	12	SOTO Hector	-	5	13	18	
-	14	MORALES Fernando	-	2	2	4	
<b>Others</b>			-	-	-	-	
<b>Total Team</b>			6	18	72	96	1.20

**Team**

Opponent errors & Team faults	31	-		31	
-------------------------------	----	---	--	----	--



**Dig**

Avg. by set

Rk	No	Name	Digs	Faults	Receptions	Total Attempts	Note
1	1	RIVERA Jose	5	-	1	6	1.00
1	6	PEREZ Angel	5	1	1	7	1.00
3	12	SOTO Hector	4	1	3	8	0.80
3	2	ROSARIO Harry	4	1	-	5	0.80
3	4	RIVERA Victor	4	1	-	5	0.80
6	9	RODRIGUEZ Luis	1	-	-	1	0.20
6	13	MATIAS Alexis	1	-	-	1	0.20
6	7	ESCALANTE Enrique	1	1	1	3	0.20
-	3	FIGUEROA Juan	-	-	-	-	
-	5	MUNIZ Roberto	-	-	-	-	
-	8	ERAZO Daniel	-	-	-	-	
-	14	MORALES Fernando	-	1	-	1	
<b>Others</b>			-	-	-	-	
<b>Total Team</b>			25	6	6	37	5.00





# P-3 VOLLEYBALL • Match players ranking

FIVB 2010 Men's World Championship  
Pool C - 1st round



**Match:** 30 **Date:** 27.09.2010 **Spectators:** 3'313  
**City:** Modena  
**Hall:** Palapanini  
**Match duration:** **Start:** 21:05 **End:** 23:03 **Total:** 1:58

Teams	Sets	1	2	3	4	5	Total
PUR	2	25	14	21	25	11	96
RUS	3	21	25	25	23	15	109
<b>Set duration</b>		0:22	0:21	0:24	0:25	0:13	1:45



## PUR • Puerto Rico



**Set**

Avg. by set

Rk	No	Name	Running Sets	Faults	Still Sets	Total Attempts	Note
1	6	PEREZ Angel	39	3	-	42	7.80
2	14	MORALES Fernando	25	-	-	25	5.00
-	1	RIVERA Jose	-	-	-	-	
-	2	ROSARIO Harry	-	-	-	-	
-	3	FIGUEROA Juan	-	-	-	-	
-	4	RIVERA Victor	-	-	-	-	
-	5	MUNIZ Roberto	-	-	-	-	
-	7	ESCALANTE Enrique	-	-	-	-	
-	8	ERAZO Daniel	-	-	-	-	
-	9	RODRIGUEZ Luis	-	-	-	-	
-	12	SOTO Hector	-	-	-	-	
-	13	MATIAS Alexis	-	-	-	-	
<b>Others</b>			-	-	-	-	
<b>Total Team</b>			64	3	-	67	12.80



**Reception**

Eff. %  
Limit: 25.00%

Rk	No	Name	Excellents	Faults	Serve Receptions	Total Attempts	Note
1	1	RIVERA Jose	22	1	7	30	70.00
2	4	RIVERA Victor	20	3	4	27	62.96
-	2	ROSARIO Harry	9	3	3	15	
-	12	SOTO Hector	2	1	1	4	
-	13	MATIAS Alexis	2	-	-	2	
-	7	ESCALANTE Enrique	1	-	-	1	
-	3	FIGUEROA Juan	-	-	-	-	
-	5	MUNIZ Roberto	-	-	-	-	
-	6	PEREZ Angel	-	-	-	-	
-	8	ERAZO Daniel	-	-	-	-	
-	9	RODRIGUEZ Luis	-	-	-	-	
-	14	MORALES Fernando	-	-	-	-	
<b>Others</b>			-	-	-	-	
<b>Total Team</b>			56	8	15	79	60.76





# P-3 VOLLEYBALL • Match players ranking

FIVB 2010 Men's World Championship  
Pool C - 1st round




**Match:** 30 **Date:** 27.09.2010 **Spectators:** 3'313  
**City:** Modena  
**Hall:** Palapanini  
**Match duration:** **Start:** 21:05 **End:** 23:03 **Total:** 1:58

Teams	Sets	1	2	3	4	5	Total
PUR	2	25	14	21	25	11	96
RUS	3	21	25	25	23	15	109
Set duration		0:22	0:21	0:24	0:25	0:13	1:45




## RUS • Russia



**Spike**

Succ. %  
Limit: 15.00%

Rk	No	Name	Spikes	Faults	Shots	Total Attempts	Note
1	2	POLTAVSKIY Semen	17	4	7	28	60.71
-	1	SIVOZHELEZ Evgeny	7	4	5	16	
-	17	MIKHAYLOV Maxim	10	-	3	13	
-	14	ASTASHENKOV Anton	9	-	3	12	
-	10	BEREZHKO Yury	4	3	5	12	
-	8	BIRYUKOV Denis	3	-	6	9	
-	18	SHCHERBININ Dmitry	2	2	3	7	
-	4	KHTEY Taras	5	-	1	6	
-	15	VOLKOV Alexander	1	-	2	3	
-	6	GRANKIN Sergey	-	-	2	2	
-	11	MAKAROV Sergey	-	-	-	-	
-	16	VERBOV Alexey	-	-	-	-	
Others			-	-	-	-	
<b>Total Team</b>			58	13	37	108	53.70



**Block**

Avg. by set

Rk	No	Name	Kill Blocks	Faults	Rebounds	Total Attempts	Note
1	14	ASTASHENKOV Anton	4	6	2	12	0.80
2	17	MIKHAYLOV Maxim	3	2	1	6	0.60
3	1	SIVOZHELEZ Evgeny	2	1	-	3	0.40
3	2	POLTAVSKIY Semen	2	3	4	9	0.40
3	18	SHCHERBININ Dmitry	2	3	1	6	0.40
-	4	KHTEY Taras	-	-	-	-	
-	11	MAKAROV Sergey	-	-	3	3	
-	15	VOLKOV Alexander	-	-	1	1	
-	16	VERBOV Alexey	-	-	-	-	
-	6	GRANKIN Sergey	-	1	1	2	
-	8	BIRYUKOV Denis	-	2	1	3	
-	10	BEREZHKO Yury	-	2	1	3	
Others			-	-	-	-	
<b>Total Team</b>			13	20	15	48	2.60





# P-3 VOLLEYBALL • Match players ranking

FIVB 2010 Men's World Championship  
Pool C - 1st round



**Match:** 30 **Date:** 27.09.2010 **Spectators:** 3'313  
**City:** Modena  
**Hall:** Palapanini  
**Match duration:** **Start:** 21:05 **End:** 23:03 **Total:** 1:58

Teams	Sets	1	2	3	4	5	Total
PUR	2	25	14	21	25	11	96
RUS	3	21	25	25	23	15	109
Set duration		0:22	0:21	0:24	0:25	0:13	1:45



## RUS • Russia



**Serve**

Avg. by set

Rk	No	Name	Aces	Faults	Serve Hits	Total Attempts	Note
1	17	MIKHAYLOV Maxim	4	2	6	12	0.80
2	2	POLTAVSKIY Semen	3	4	5	12	0.60
3	15	VOLKOV Alexander	1	2	3	6	0.20
-	11	MAKAROV Sergey	-	-	7	7	
-	16	VERBOV Alexey	-	-	-	-	
-	18	SHCHERBININ Dmitry	-	-	9	9	
-	14	ASTASHENKOV Anton	-	1	20	21	
-	10	BEREZHKO Yury	-	1	6	7	
-	6	GRANKIN Sergey	-	2	11	13	
-	8	BIRYUKOV Denis	-	1	3	4	
-	1	SIVOZHELEZ Evgeny	-	5	7	12	
-	4	KHTEY Taras	-	3	3	6	
<b>Others</b>			-	-	-	-	
<b>Total Team</b>			8	21	80	109	1.60

### Team

Opponent errors & Team faults	30	-	30
-------------------------------	----	---	----



**Dig**

Avg. by set

Rk	No	Name	Digs	Faults	Receptions	Total Attempts	Note
1	16	VERBOV Alexey	7	-	-	7	1.40
2	6	GRANKIN Sergey	4	-	2	6	0.80
2	11	MAKAROV Sergey	4	1	-	5	0.80
4	1	SIVOZHELEZ Evgeny	3	-	-	3	0.60
5	17	MIKHAYLOV Maxim	2	1	-	3	0.40
6	4	KHTEY Taras	1	-	-	1	0.20
6	8	BIRYUKOV Denis	1	-	1	2	0.20
6	15	VOLKOV Alexander	1	-	-	1	0.20
6	18	SHCHERBININ Dmitry	1	-	-	1	0.20
6	10	BEREZHKO Yury	1	1	-	2	0.20
-	2	POLTAVSKIY Semen	-	-	-	-	
-	14	ASTASHENKOV Anton	-	1	-	1	
<b>Others</b>			-	-	-	-	
<b>Total Team</b>			25	4	3	32	5.00





# P-3 VOLLEYBALL • Match players ranking

FIVB 2010 Men's World Championship  
Pool C - 1st round



**Match:** 30 **Date:** 27.09.2010 **Spectators:** 3'313  
**City:** Modena  
**Hall:** Palapanini  
**Match duration:** **Start:** 21:05 **End:** 23:03 **Total:** 1:58

Teams	Sets	1	2	3	4	5	Total
PUR	2	25	14	21	25	11	96
RUS	3	21	25	25	23	15	109
Set duration		0:22	0:21	0:24	0:25	0:13	1:45



## RUS • Russia



**Set**

Avg. by set

Rk	No	Name	Running Sets	Faults	Still Sets	Total Attempts	Note
1	6	GRANKIN Sergey	29	-	-	29	5.80
2	11	MAKAROV Sergey	21	-	-	21	4.20
-	1	SIVOZHELEZ Evgeny	-	-	-	-	
-	2	POLTAVSKIY Semen	-	-	-	-	
-	4	KHTEY Taras	-	-	-	-	
-	8	BIRYUKOV Denis	-	-	-	-	
-	10	BEREZHKO Yury	-	-	-	-	
-	14	ASTASHENKOV Anton	-	-	-	-	
-	15	VOLKOV Alexander	-	-	-	-	
-	16	VERBOV Alexey	-	-	-	-	
-	17	MIKHAYLOV Maxim	-	-	-	-	
-	18	SHCHERBININ Dmitry	-	-	-	-	
<b>Others</b>			-	-	-	-	
<b>Total Team</b>			50	-	-	50	10.00



**Reception**

Eff. %  
Limit: 25.00%

Rk	No	Name	Excellents	Faults	Serve Receptions	Total Attempts	Note
1	16	VERBOV Alexey	18	2	5	25	64.00
2	1	SIVOZHELEZ Evgeny	12	2	4	18	55.56
-	10	BEREZHKO Yury	10	1	2	13	
-	8	BIRYUKOV Denis	3	-	1	4	
-	4	KHTEY Taras	3	1	-	4	
-	2	POLTAVSKIY Semen	1	-	-	1	
-	6	GRANKIN Sergey	-	-	1	1	
-	11	MAKAROV Sergey	-	-	1	1	
-	14	ASTASHENKOV Anton	1	-	-	1	
-	15	VOLKOV Alexander	-	-	-	-	
-	17	MIKHAYLOV Maxim	-	-	-	-	
-	18	SHCHERBININ Dmitry	-	-	-	-	
<b>Others</b>			-	-	-	-	
<b>Total Team</b>			48	6	14	68	61.76

