



P-3 VOLLEYBALL • Match players ranking

FIVB 2010 Men's World Championship
Pool F - 1st round



Match: 24 **Date:** 26.09.2010 **Spectators:** 5'980
City: Trieste
Hall: Palatrieste
Match duration: **Start:** 21:05 **End:** 23:22 **Total:** 2:17

Teams	Sets	1	2	3	4	5	Total
POL	3	25	21	25	22	15	108
GER	2	20	25	22	25	13	105
Set duration		0:25	0:26	0:29	0:27	0:18	2:05



POL • Poland



Spike

Succ. %
Limit: 15.00%

Rk	No	Name	Spikes	Faults	Shots	Total Attempts	Note
1	6	KUREK Bartosz	23	10	14	47	48.94
2	3	GRUSZKA Piotr	9	3	11	23	39.13
-	10	WLAZLY Mariusz	6	7	7	20	
-	2	WINIARSKI Michal	5	8	5	18	
-	18	MOZDZONEK Marcin	7	2	8	17	
-	1	NOWAKOWSKI Piotr	5	-	-	5	
-	5	ZAGUMNY Pawel	3	-	-	3	
-	17	BAKIEWICZ Michal	-	-	1	1	
-	9	BARTMAN Zbigniew	-	-	-	-	
-	12	CZARNOWSKI Patryk	-	-	-	-	
-	16	IGNACZAK Krzysztof	-	-	-	-	
-	19	LOMACZ Grzegorz	-	-	-	-	
Others			-	-	-	-	
Total Team			58	30	46	134	43.28



Block

Avg. by set

Rk	No	Name	Kill Blocks	Faults	Rebounds	Total Attempts	Note
1	1	NOWAKOWSKI Piotr	5	2	5	12	1.00
2	5	ZAGUMNY Pawel	3	2	1	6	0.60
3	18	MOZDZONEK Marcin	2	7	4	13	0.40
4	3	GRUSZKA Piotr	1	-	1	2	0.20
4	2	WINIARSKI Michal	1	4	1	6	0.20
-	9	BARTMAN Zbigniew	-	-	-	-	
-	10	WLAZLY Mariusz	-	-	2	2	
-	12	CZARNOWSKI Patryk	-	-	-	-	
-	16	IGNACZAK Krzysztof	-	-	-	-	
-	17	BAKIEWICZ Michal	-	-	-	-	
-	19	LOMACZ Grzegorz	-	-	-	-	
-	6	KUREK Bartosz	-	2	2	4	
Others			-	-	-	-	
Total Team			12	17	16	45	2.40





P-3 VOLLEYBALL • Match players ranking

FIVB 2010 Men's World Championship
Pool F - 1st round

FIVB
www.fivb.org

Match: 24 Date: 26.09.2010 Spectators: 5'980
City: Trieste
Hall: Palatrieste
Match duration: Start: 21:05 End: 23:22 Total: 2:17

Teams	Sets	1	2	3	4	5	Total
POL	3	25	21	25	22	15	108
GER	2	20	25	22	25	13	105
Set duration		0:25	0:26	0:29	0:27	0:18	2:05



POL • Poland



Serve

Avg. by set

Rk	No	Name	Aces	Faults	Serve Hits	Total Attempts	Note
1	1	NOWAKOWSKI Piotr	3	4	16	23	0.60
2	18	MOZDZONEK Marcin	1	2	16	19	0.20
2	2	WINIARSKI Michal	1	3	15	19	0.20
2	6	KUREK Bartosz	1	4	10	15	0.20
-	5	ZAGUMNY Pawel	-	-	16	16	
-	9	BARTMAN Zbigniew	-	-	-	-	
-	12	CZARNOWSKI Patryk	-	-	-	-	
-	16	IGNACZAK Krzysztof	-	-	-	-	
-	17	BAKIEWICZ Michal	-	-	-	-	
-	19	LOMACZ Grzegorz	-	-	-	-	
-	3	GRUSZKA Piotr	-	1	9	10	
-	10	WLAZLY Mariusz	-	2	4	6	
Others			-	-	-	-	
Total Team			6	16	86	108	1.20

Team

Opponent errors & Team faults	32	-		32	
-------------------------------	----	---	--	----	--



Dig

Avg. by set

Rk	No	Name	Digs	Faults	Receptions	Total Attempts	Note
1	16	IGNACZAK Krzysztof	20	5	-	25	4.00
2	6	KUREK Bartosz	18	3	-	21	3.60
3	5	ZAGUMNY Pawel	9	2	-	11	1.80
4	10	WLAZLY Mariusz	4	1	-	5	0.80
4	2	WINIARSKI Michal	4	3	-	7	0.80
6	1	NOWAKOWSKI Piotr	3	1	-	4	0.60
6	3	GRUSZKA Piotr	3	1	-	4	0.60
6	18	MOZDZONEK Marcin	3	2	-	5	0.60
9	17	BAKIEWICZ Michal	1	1	-	2	0.20
-	9	BARTMAN Zbigniew	-	-	-	-	
-	12	CZARNOWSKI Patryk	-	-	-	-	
-	19	LOMACZ Grzegorz	-	-	-	-	
Others			-	-	-	-	
Total Team			65	19	-	84	13.00

MIKASA

Gerflor
theflooringgroup

MIKASA

Gerflor
theflooringgroup

MIKASA



P-3 VOLLEYBALL • Match players ranking

FIVB 2010 Men's World Championship
Pool F - 1st round




Match: 24 **Date:** 26.09.2010 **Spectators:** 5'980
City: Trieste
Hall: Palatrieste
Match duration: **Start:** 21:05 **End:** 23:22 **Total:** 2:17

Teams	Sets	1	2	3	4	5	Total
POL	3	25	21	25	22	15	108
GER	2	20	25	22	25	13	105
Set duration		0:25	0:26	0:29	0:27	0:18	2:05




POL • Poland



Set

Avg. by set

Rk	No	Name	Running Sets	Faults	Still Sets	Total Attempts	Note
1	5	ZAGUMNY Pawel	27	-	66	93	5.40
-	1	NOWAKOWSKI Piotr	-	-	1	1	
-	2	WINIARSKI Michal	-	-	6	6	
-	3	GRUSZKA Piotr	-	-	2	2	
-	6	KUREK Bartosz	-	-	1	1	
-	9	BARTMAN Zbigniew	-	-	-	-	
-	10	WLAZLY Mariusz	-	-	-	-	
-	12	CZARNOWSKI Patryk	-	-	-	-	
-	16	IGNACZAK Krzysztof	-	-	6	6	
-	17	BAKIEWICZ Michal	-	-	-	-	
-	18	MOZDZONEK Marcin	-	-	5	5	
-	19	LOMACZ Grzegorz	-	-	4	4	
Others			-	-	-	-	
Total Team			27	-	91	118	5.40



Reception

Eff. %
Limit: 25.00%

Rk	No	Name	Excellents	Faults	Serve Receptions	Total Attempts	Note
1	16	IGNACZAK Krzysztof	28	1	13	42	64.29
-	2	WINIARSKI Michal	14	-	6	20	
-	6	KUREK Bartosz	7	1	8	16	
-	17	BAKIEWICZ Michal	1	-	1	2	
-	1	NOWAKOWSKI Piotr	1	-	-	1	
-	18	MOZDZONEK Marcin	1	-	-	1	
-	3	GRUSZKA Piotr	-	-	-	-	
-	5	ZAGUMNY Pawel	-	-	-	-	
-	9	BARTMAN Zbigniew	-	-	-	-	
-	10	WLAZLY Mariusz	-	-	-	-	
-	12	CZARNOWSKI Patryk	-	-	-	-	
-	19	LOMACZ Grzegorz	-	-	-	-	
Others			-	-	-	-	
Total Team			52	2	28	82	60.98





P-3 VOLLEYBALL • Match players ranking

FIVB 2010 Men's World Championship
Pool F - 1st round



Match: 24 **Date:** 26.09.2010 **Spectators:** 5'980
City: Trieste
Hall: Palatrieste
Match duration: **Start:** 21:05 **End:** 23:22 **Total:** 2:17

Teams	Sets	1	2	3	4	5	Total
POL	3	25	21	25	22	15	108
GER	2	20	25	22	25	13	105
Set duration		0:25	0:26	0:29	0:27	0:18	2:05



GER • Germany



Spike

Succ. %
Limit: 15.00%

Rk	No	Name	Spikes	Faults	Shots	Total Attempts	Note
1	5	ANDRAE Björn	11	4	10	25	44.00
2	14	KROMM Robert	14	6	14	34	41.18
3	18	GROZER György	13	10	16	39	33.33
-	10	SCHOPS Jochen	5	1	7	13	
-	8	BOHME Marcus	4	1	1	6	
-	15	GUNTHOR Max	4	1	1	6	
-	4	TISCHER Simon	1	-	-	1	
-	3	SCHWARZ Sebastian	-	-	-	-	
-	6	KALIBERDA Denys	-	-	-	-	
-	12	TILLE Ferdinand	-	-	-	-	
-	13	DUNNES Christian	-	-	-	-	
-	17	STEUERWALD Patrick	-	-	-	-	
Others			-	-	-	-	
Total Team			52	23	49	124	41.94



Block

Avg. by set

Rk	No	Name	Kill Blocks	Faults	Rebounds	Total Attempts	Note
1	14	KROMM Robert	6	3	2	11	1.20
2	18	GROZER György	4	1	3	8	0.80
2	5	ANDRAE Björn	4	4	2	10	0.80
4	17	STEUERWALD Patrick	1	2	1	4	0.20
4	8	BOHME Marcus	1	4	2	7	0.20
-	3	SCHWARZ Sebastian	-	-	-	-	
-	6	KALIBERDA Denys	-	-	-	-	
-	12	TILLE Ferdinand	-	-	-	-	
-	13	DUNNES Christian	-	-	-	-	
-	15	GUNTHOR Max	-	-	4	4	
-	10	SCHOPS Jochen	-	1	3	4	
-	4	TISCHER Simon	-	2	-	2	
Others			-	-	-	-	
Total Team			16	17	17	50	3.20





P-3 VOLLEYBALL • Match players ranking

FIVB 2010 Men's World Championship
Pool F - 1st round




Match: 24 **Date:** 26.09.2010 **Spectators:** 5'980
City: Trieste
Hall: Palatrieste
Match duration: **Start:** 21:05 **End:** 23:22 **Total:** 2:17

Teams	Sets	1	2	3	4	5	Total
POL	3	25	21	25	22	15	108
GER	2	20	25	22	25	13	105
Set duration		0:25	0:26	0:29	0:27	0:18	2:05



GER • Germany



Serve

Avg. by set

Rk	No	Name	Aces	Faults	Serve Hits	Total Attempts	Note
1	18	GROZER György	1	6	7	14	0.20
-	3	SCHWARZ Sebastian	-	-	-	-	
-	6	KALIBERDA Denys	-	-	-	-	
-	12	TILLE Ferdinand	-	-	-	-	
-	13	DUNNES Christian	-	-	-	-	
-	14	KROMM Robert	-	1	16	17	
-	15	GUNTHOR Max	-	2	17	19	
-	4	TISCHER Simon	-	1	7	8	
-	5	ANDRAE Björn	-	3	16	19	
-	10	SCHOPS Jochen	-	1	3	4	
-	8	BOHME Marcus	-	6	10	16	
-	17	STEUERWALD Patrick	-	3	5	8	
Others			-	-	-	-	
Total Team			1	23	81	105	0.20

Team

Opponent errors & Team faults	36	-	36
-------------------------------	----	---	----



Dig

Avg. by set

Rk	No	Name	Digs	Faults	Receptions	Total Attempts	Note
1	12	TILLE Ferdinand	17	4	-	21	3.40
2	17	STEUERWALD Patrick	12	1	-	13	2.40
3	5	ANDRAE Björn	11	2	-	13	2.20
4	14	KROMM Robert	7	-	-	7	1.40
5	6	KALIBERDA Denys	3	1	-	4	0.60
5	8	BOHME Marcus	3	1	-	4	0.60
5	18	GROZER György	3	1	-	4	0.60
5	4	TISCHER Simon	3	4	-	7	0.60
-	3	SCHWARZ Sebastian	-	-	-	-	
-	10	SCHOPS Jochen	-	-	-	-	
-	13	DUNNES Christian	-	-	-	-	
-	15	GUNTHOR Max	-	1	1	2	
Others			-	-	-	-	
Total Team			59	15	1	75	11.80





P-3 VOLLEYBALL • Match players ranking

FIVB 2010 Men's World Championship
Pool F - 1st round




Match: 24 **Date:** 26.09.2010 **Spectators:** 5'980
City: Trieste
Hall: Palatrieste
Match duration: **Start:** 21:05 **End:** 23:22 **Total:** 2:17

Teams	Sets	1	2	3	4	5	Total
POL	3	25	21	25	22	15	108
GER	2	20	25	22	25	13	105
Set duration		0:25	0:26	0:29	0:27	0:18	2:05



GER • Germany



Set

Avg. by set

Rk	No	Name	Running Sets	Faults	Still Sets	Total Attempts	Note
1	17	STEUERWALD Patrick	19	-	47	66	3.80
2	4	TISCHER Simon	17	-	22	39	3.40
-	3	SCHWARZ Sebastian	-	-	-	-	
-	5	ANDRAE Björn	-	-	2	2	
-	6	KALIBERDA Denys	-	-	1	1	
-	8	BOHME Marcus	-	-	5	5	
-	10	SCHOPS Jochen	-	-	2	2	
-	12	TILLE Ferdinand	-	-	12	12	
-	13	DUNNES Christian	-	-	-	-	
-	14	KROMM Robert	-	-	-	-	
-	15	GUNTHER Max	-	-	-	-	
-	18	GROZER György	-	-	-	-	
Others			-	-	-	-	
Total Team			36	-	91	127	7.20



Reception

Eff. %
Limit: 25.00%

Rk	No	Name	Excellents	Faults	Serve Receptions	Total Attempts	Note
1	12	TILLE Ferdinand	19	4	8	31	48.39
2	5	ANDRAE Björn	26	6	12	44	45.45
-	14	KROMM Robert	6	1	3	10	
-	6	KALIBERDA Denys	2	1	2	5	
-	8	BOHME Marcus	1	-	-	1	
-	17	STEUERWALD Patrick	-	-	1	1	
-	3	SCHWARZ Sebastian	-	-	-	-	
-	4	TISCHER Simon	-	-	-	-	
-	10	SCHOPS Jochen	-	-	-	-	
-	13	DUNNES Christian	-	-	-	-	
-	15	GUNTHER Max	-	-	-	-	
-	18	GROZER György	-	-	-	-	
Others			-	-	-	-	
Total Team			54	12	26	92	45.65

