



P-3 VOLLEYBALL • Match players ranking

FIVB 2010 Men's World Championship
Pool F - 1st round

FIVB
www.fivb.org

Match: 11 Date: 25.09.2010 Spectators: 5'000
City: Trieste
Hall: Palatrieste
Match duration: Start: 17:05 End: 18:30 Total: 1:25

Teams	Sets	1	2	3	4	5	Total
POL	3	25	25	25			75
CAN	0	22	21	13			56
Set duration		0:29	0:28	0:22			1:19



POL • Poland



Spike

Succ. %
Limit: 15.00%

Rk	No	Name	Spikes	Faults	Shots	Total Attempts	Note
1	6	KUREK Bartosz	14	5	8	27	51.85
2	2	WINIARSKI Michal	7	4	6	17	41.18
3	3	GRUSZKA Piotr	10	2	13	25	40.00
-	18	MOZDZONEK Marcin	5	-	4	9	
-	1	NOWAKOWSKI Piotr	6	1	1	8	
-	10	WLAZLY Mariusz	-	-	2	2	
-	5	ZAGUMNY Pawel	-	-	-	-	
-	12	CZARNOWSKI Patryk	-	-	-	-	
-	14	RUCIAK Michal	-	-	-	-	
-	16	IGNACZAK Krzysztof	-	-	-	-	
-	17	BAKIEWICZ Michal	-	-	-	-	
-	19	LOMACZ Grzegorz	-	-	-	-	
Others			-	-	-	-	
Total Team			42	12	34	88	47.73



Block

Avg. by set

Rk	No	Name	Kill Blocks	Faults	Rebounds	Total Attempts	Note
1	2	WINIARSKI Michal	3	-	2	5	1.00
1	6	KUREK Bartosz	3	1	-	4	1.00
3	18	MOZDZONEK Marcin	2	2	3	7	0.67
4	1	NOWAKOWSKI Piotr	1	5	10	16	0.33
-	5	ZAGUMNY Pawel	-	-	2	2	
-	10	WLAZLY Mariusz	-	-	-	-	
-	12	CZARNOWSKI Patryk	-	-	-	-	
-	14	RUCIAK Michal	-	-	-	-	
-	16	IGNACZAK Krzysztof	-	-	-	-	
-	17	BAKIEWICZ Michal	-	-	-	-	
-	19	LOMACZ Grzegorz	-	-	-	-	
-	3	GRUSZKA Piotr	-	3	1	4	
Others			-	-	-	-	
Total Team			9	11	18	38	3.00

MIKASA

Gerflor
theflooringgroup

MIKASA

Gerflor
theflooringgroup

MIKASA



P-3 VOLLEYBALL • Match players ranking

FIVB 2010 Men's World Championship
Pool F - 1st round



Match: 11 **Date:** 25.09.2010 **Spectators:** 5'000
City: Trieste
Hall: Palatrieste
Match duration: **Start:** 17:05 **End:** 18:30 **Total:** 1:25

Teams	Sets	1	2	3	4	5	Total
POL	3	25	25	25			75
CAN	0	22	21	13			56
Set duration		0:29	0:28	0:22			1:19



POL • Poland

Rk	No	Name	Aces	Faults	Serve Hits	Total Attempts	Note
1	6	KUREK Bartosz	2	4	7	13	0.67
2	18	MOZDZONEK Marcin	1	1	10	12	0.33
-	5	ZAGUMNY Pawel	-	-	11	11	
-	12	CZARNOWSKI Patryk	-	-	-	-	
-	14	RUCIAK Michal	-	-	-	-	
-	16	IGNACZAK Krzysztof	-	-	-	-	
-	17	BAKIEWICZ Michal	-	-	-	-	
-	19	LOMACZ Grzegorz	-	-	-	-	
-	1	NOWAKOWSKI Piotr	-	1	13	14	
-	2	WINIARSKI Michal	-	1	8	9	
-	3	GRUSZKA Piotr	-	3	9	12	
-	10	WLAZLY Mariusz	-	1	-	1	
Others			-	-	-	-	
Total Team			3	11	58	72	1.00



Serve

Avg. by set

Team	Opponent errors & Team faults	Aces	Faults	Serve Hits	Total Attempts	Note
	Opponent errors & Team faults	21	-		21	

Rk	No	Name	Digs	Faults	Receptions	Total Attempts	Note
1	16	IGNACZAK Krzysztof	14	1	-	15	4.67
2	2	WINIARSKI Michal	7	1	-	8	2.33
3	5	ZAGUMNY Pawel	6	2	-	8	2.00
4	1	NOWAKOWSKI Piotr	4	-	-	4	1.33
4	3	GRUSZKA Piotr	4	-	1	5	1.33
6	6	KUREK Bartosz	3	2	-	5	1.00
7	18	MOZDZONEK Marcin	1	-	-	1	0.33
7	19	LOMACZ Grzegorz	1	-	-	1	0.33
-	10	WLAZLY Mariusz	-	-	-	-	
-	12	CZARNOWSKI Patryk	-	-	-	-	
-	14	RUCIAK Michal	-	-	-	-	
-	17	BAKIEWICZ Michal	-	-	-	-	
Others			-	-	-	-	
Total Team			40	6	1	47	13.33



Dig

Avg. by set





P-3 VOLLEYBALL • Match players ranking

FIVB 2010 Men's World Championship
Pool F - 1st round



Match: 11 **Date:** 25.09.2010 **Spectators:** 5'000
City: Trieste
Hall: Palatrieste
Match duration: **Start:** 17:05 **End:** 18:30 **Total:** 1:25

Teams	Sets	1	2	3	4	5	Total
POL	3	25	25	25			75
CAN	0	22	21	13			56
Set duration		0:29	0:28	0:22			1:19



POL • Poland



Set

Avg. by set

Rk	No	Name	Running Sets	Faults	Still Sets	Total Attempts	Note
1	5	ZAGUMNY Pawel	31	-	32	63	10.33
2	19	LOMACZ Grzegorz	1	-	3	4	0.33
-	1	NOWAKOWSKI Piotr	-	-	2	2	
-	2	WINIARSKI Michal	-	-	2	2	
-	3	GRUSZKA Piotr	-	-	2	2	
-	6	KUREK Bartosz	-	-	2	2	
-	10	WLAZLY Mariusz	-	-	-	-	
-	12	CZARNOWSKI Patryk	-	-	-	-	
-	14	RUCIAK Michal	-	-	-	-	
-	16	IGNACZAK Krzysztof	-	-	5	5	
-	17	BAKIEWICZ Michal	-	-	-	-	
-	18	MOZDZONEK Marcin	-	-	6	6	
Others			-	-	-	-	
Total Team			32	-	54	86	10.67



Reception

Eff. %
Limit: 25.00%

Rk	No	Name	Excellents	Faults	Serve Receptions	Total Attempts	Note
1	16	IGNACZAK Krzysztof	11	-	6	17	64.71
2	2	WINIARSKI Michal	12	1	7	20	55.00
-	6	KUREK Bartosz	3	-	6	9	
-	19	LOMACZ Grzegorz	-	-	1	1	
-	1	NOWAKOWSKI Piotr	-	-	-	-	
-	3	GRUSZKA Piotr	-	-	-	-	
-	5	ZAGUMNY Pawel	-	-	-	-	
-	10	WLAZLY Mariusz	-	-	-	-	
-	12	CZARNOWSKI Patryk	-	-	-	-	
-	14	RUCIAK Michal	-	-	-	-	
-	17	BAKIEWICZ Michal	-	-	-	-	
-	18	MOZDZONEK Marcin	-	-	-	-	
Others			-	-	-	-	
Total Team			26	1	20	47	53.19





P-3 VOLLEYBALL • Match players ranking

FIVB 2010 Men's World Championship
Pool F - 1st round




Match: 11 **Date:** 25.09.2010 **Spectators:** 5'000
City: Trieste
Hall: Palatrieste
Match duration: **Start:** 17:05 **End:** 18:30 **Total:** 1:25

Teams	Sets	1	2	3	4	5	Total
POL	3	25	25	25			75
CAN	0	22	21	13			56
Set duration		0:29	0:28	0:22			1:19




CAN • Canada



Spike

Succ. %
Limit: 15.00%

Rk	No	Name	Spikes	Faults	Shots	Total Attempts	Note
1	15	WINTERS Frederic	9	2	4	15	60.00
2	12	SCHMITT Gavin	11	8	9	28	39.29
3	10	VAN LANKVELT Toontje	3	5	13	21	14.29
-	8	SIMAC Adam	3	2	1	6	
-	1	MAINVILLE Louis-Pierre	1	-	3	4	
-	4	HOWATSON Joshua	1	-	1	2	
-	14	KAMINSKI Adam	-	-	2	2	
-	7	SOONIAS Dallas	1	1	-	2	
-	9	SCHNEIDER Dustin	-	-	1	1	
-	2	CUNDY Nicholas	-	-	-	-	
-	3	LEWIS Daniel	-	-	-	-	
-	17	PERRIN John	-	-	-	-	
Others			-	-	-	-	
Total Team			29	18	34	81	35.80



Block

Avg. by set

Rk	No	Name	Kill Blocks	Faults	Rebounds	Total Attempts	Note
1	12	SCHMITT Gavin	2	1	2	5	0.67
2	10	VAN LANKVELT Toontje	1	2	3	6	0.33
2	15	WINTERS Frederic	1	5	1	7	0.33
-	2	CUNDY Nicholas	-	-	-	-	
-	3	LEWIS Daniel	-	-	-	-	
-	7	SOONIAS Dallas	-	-	-	-	
-	9	SCHNEIDER Dustin	-	-	-	-	
-	17	PERRIN John	-	-	-	-	
-	8	SIMAC Adam	-	2	5	7	
-	4	HOWATSON Joshua	-	1	1	2	
-	1	MAINVILLE Louis-Pierre	-	4	2	6	
-	14	KAMINSKI Adam	-	1	-	1	
Others			-	-	-	-	
Total Team			4	16	14	34	1.33





P-3 VOLLEYBALL • Match players ranking

FIVB 2010 Men's World Championship
Pool F - 1st round



Match: 11 **Date:** 25.09.2010 **Spectators:** 5'000
City: Trieste
Hall: Palatrieste
Match duration: **Start:** 17:05 **End:** 18:30 **Total:** 1:25

Teams	Sets	1	2	3	4	5	Total
POL	3	25	25	25			75
CAN	0	22	21	13			56
Set duration		0:29	0:28	0:22			1:19



CAN • Canada



Serve

Avg. by set

Rk	No	Name	Aces	Faults	Serve Hits	Total Attempts	Note
1	10	VAN LANKVELT Toontje	1	2	6	9	0.33
-	2	CUNDY Nicholas	-	-	-	-	
-	3	LEWIS Daniel	-	-	-	-	
-	7	SOONIAS Dallas	-	-	1	1	
-	9	SCHNEIDER Dustin	-	-	4	4	
-	14	KAMINSKI Adam	-	-	1	1	
-	15	WINTERS Frederic	-	-	10	10	
-	17	PERRIN John	-	-	-	-	
-	1	MAINVILLE Louis-Pierre	-	1	10	11	
-	12	SCHMITT Gavin	-	1	5	6	
-	8	SIMAC Adam	-	2	9	11	
-	4	HOWATSON Joshua	-	3	2	5	
Others			-	-	-	-	
Total Team			1	9	48	58	0.33

Team

Opponent errors & Team faults	22	-		22	
-------------------------------	----	---	--	----	--



Dig

Avg. by set

Rk	No	Name	Digs	Faults	Receptions	Total Attempts	Note
1	3	LEWIS Daniel	18	1	-	19	6.00
2	15	WINTERS Frederic	7	4	-	11	2.33
3	10	VAN LANKVELT Toontje	6	1	-	7	2.00
4	4	HOWATSON Joshua	4	2	-	6	1.33
5	9	SCHNEIDER Dustin	3	-	-	3	1.00
5	12	SCHMITT Gavin	3	1	-	4	1.00
7	1	MAINVILLE Louis-Pierre	2	-	-	2	0.67
7	14	KAMINSKI Adam	2	-	-	2	0.67
9	7	SOONIAS Dallas	1	-	-	1	0.33
9	8	SIMAC Adam	1	-	-	1	0.33
-	2	CUNDY Nicholas	-	-	-	-	
-	17	PERRIN John	-	-	-	-	
Others			-	-	-	-	
Total Team			47	9	-	56	15.67





P-3 VOLLEYBALL • Match players ranking

FIVB 2010 Men's World Championship
Pool F - 1st round




Match: 11 **Date:** 25.09.2010 **Spectators:** 5'000
City: Trieste
Hall: Palatrieste
Match duration: **Start:** 17:05 **End:** 18:30 **Total:** 1:25

Teams	Sets	1	2	3	4	5	Total
POL	3	25	25	25			75
CAN	0	22	21	13			56
Set duration		0:29	0:28	0:22			1:19



CAN • Canada



Set

Avg. by set

Rk	No	Name	Running Sets	Faults	Still Sets	Total Attempts	Note
1	4	HOWATSON Joshua	17	-	27	44	5.67
2	9	SCHNEIDER Dustin	16	-	14	30	5.33
-	1	MAINVILLE Louis-Pierre	-	-	-	-	
-	2	CUNDY Nicholas	-	-	-	-	
-	3	LEWIS Daniel	-	-	4	4	
-	8	SIMAC Adam	-	-	1	1	
-	10	VAN LANKVELT Toontje	-	-	-	-	
-	12	SCHMITT Gavin	-	-	2	2	
-	14	KAMINSKI Adam	-	-	-	-	
-	15	WINTERS Frederic	-	-	1	1	
-	17	PERRIN John	-	-	-	-	
-	7	SOONIAS Dallas	-	1	-	1	
Others			-	-	-	-	
Total Team			33	1	49	83	11.00



Reception

Eff. %
Limit: 25.00%

Rk	No	Name	Excellents	Faults	Serve Receptions	Total Attempts	Note
1	15	WINTERS Frederic	18	-	11	29	62.07
-	3	LEWIS Daniel	10	-	3	13	
-	10	VAN LANKVELT Toontje	6	-	6	12	
-	8	SIMAC Adam	1	-	-	1	
-	2	CUNDY Nicholas	-	-	-	-	
-	4	HOWATSON Joshua	-	-	-	-	
-	9	SCHNEIDER Dustin	-	-	-	-	
-	12	SCHMITT Gavin	-	-	-	-	
-	14	KAMINSKI Adam	-	-	-	-	
-	17	PERRIN John	-	-	-	-	
-	1	MAINVILLE Louis-Pierre	-	1	-	1	
-	7	SOONIAS Dallas	-	2	-	2	
Others			-	-	-	-	
Total Team			35	3	20	58	55.17

