



Daily Bulletin 07

13 October 2011

v. 2 (incl. Press Release)



All Daily Bulletins available for downloading at:

<http://www.fivb.org/en/volleyball/Competitions/WorldClubChampionships/2011/Men/DailyBulletin.asp>
<http://www.fivb.org/en/volleyball/Competitions/WorldClubChampionships/2011/Women/DailyBulletin.asp>



FIVB CLUB WORLD CHAMPIONSHIPS – DOHA 2011

COMMUNICATION TO ALL TEAMS

Doha, 13 October 2011

1. All four teams in each tournament are requested to be present and dressed in official team uniform at the Closing Ceremony.
2. According to the Protocol of the Closing Ceremony, the awards will be presented in the following order:
 - a. Women's Individual Awards
 - b. Women's Team Awards (Bronze-Silver-Gold)
 - c. Photo Ops (women)
 - d. Men's Individual Awards
 - e. Men's Team Awards (Bronze-Silver-Gold)
 - f. Photo Ops (men)
 - g. Photo Ops (men & women)
3. Teams and Individual Players to be awarded are requested to proceed to the Meeting Point, at the corner to the left of the Jury table, immediately after the end of the Men's Final.
4. The Press Conference of the Men's Final will be held AFTER the Closing Ceremony.



FIVB Volleyball Club World Championships Recap for October 13, 2011

Doha, Qatar, October 13, 2011 – KS Jastrzebski Wegiel and Trentino Diatec Trento won FIVB Men's Club World Championship semifinal matches on Thursday, while VakifBank TTelekom Istanbul and Rabita Baku advanced to the gold-medal match in the women's competition.

Jastrzebski Wegiel and Trentino Diatec Trento will play for the gold medal on Friday at 7 p.m., while Sesi Sao Paulo and Zenit Kazan will attempt to rebound and win the bronze medal at 3 p.m. in the men's competition. Meanwhile, VakifBank TTelekom Istanbul and Rabita Baku will battle for the gold medal in the women's competition at 5 p.m. Sollys Nestle Osasco and Mirador Santo Domingo will start Friday's matches at 10 a.m. vying for the women's bronze medal.

Jastrzebski 3, Sesi Sao Paulo 2

Jastrzebski Wegiel rallied from a 2-1 set deficit and 9-6 down in the fifth set to win a thrilling five-set match over Sesi Sao Paulo with scores of 25-23, 18-25, 19-25, 25-13, 15-13 on Thursday evening to advance to the FIVB Men's Club World Championship gold-medal match.

Jastrzebski Wegiel will play the winner of the other semifinal match between Trentino Diatec Trento and Zenit Kazan for the title at 7 p.m. Friday, while the bronze medal match of Sesi Sao Paulo and the other semifinal loser will be played Friday at 3 p.m.

Wallace Martins paced Sesi Sao Paulo with 25 points, while Murilo Endres added 17 points. Michal Lasko led Jastrzebski Wegiel with 23 points, followed by 18 points from Zbigniew Bartman and 16 points by Russell Holmes. Jastrzebski Wegiel held a 14-9 block advantage in the match.

"Our team spirit and determination to win was incredible today," Jastrzebski Wegiel captain Bartman said. "Of course we don't deserve all the credits, we have an amazing coach who kept pushing us to fight and told us not to look back but to keep going."

"I would like to congratulate the Polish team for placing themselves in the final," Sesi Sao Paulo coach Giovane Gavio said. "They have showed today that they are a strong team which deserves to win this championship. Today's defeat was definitely caused by too many mistakes on our side."

Trentino Diatec Trento 3, Zenit Kazan 1

Trentino Diatec Trento defeated Zenit Kazan 25-22, 25-21, 19-25, 25-14 on Thursday evening to advance to the FIVB Men's Club World Championship gold-medal match against Jastrzebski Wegiel on Friday in Doha, Qatar.

Two-time defending champion Trentino Diatec will attempt to win their third consecutive FIVB Men's Club World Championship in Friday's gold-medal match. The squad has now won 14 straight matches in the tournament dating back to 2009 with all the contests being played in Doha.

Matey Kaziyski sparked Trentino Diatec with 17 points, while Osmany Juantorena and Jan Stokr added 16 points. Zenit Kazan was led by Maxim Mikhaylov and his 25 points, while Yury Berzhko contributed 12 points. While Zenit Kazan held advantages of 11-8 in blocks, Trentino Diatec secured a 59-47 margin in attack points.

"We're very satisfied with our performance of today," Trentino Diatec captain Matey Kaziyski said. "Our team spirit and determination to win was great. We had our difficulties, but we managed to keep control and win this match. Tomorrow we'll play against the Polish team (Jastrzebski Wegiel), another strong team. They have really impressed me in this competition."

"The Italians have an incredibly strong team, and are just difficult to play against," Zenit Kazan coach Vladimir Alekno said. "I wish them good luck in tomorrow's final."

VakifBank TTelekom 3, Sollys Nestle Osasco 0

Turkey's VakifBank TTelekom Istanbul advanced to the gold-medal match of the FIVB Volleyball Women's Club Championship by defeating Brazil's Sollys Nestle Osasco 25-19, 25-21, 25-19 on Thursday morning.

Malgorzata Glinka sparked VakifBank TTelekom with a match-high 19 points, while Christiane Fuerst contributed 18 points. Sollys Nestle was led by Samara Almeida's 12 points, followed by Ana Beatriz Correa, Ivna Marra and Adenzia Silva all with seven points. VakifBank TTelekom held a 41-31 margin in attacks, as well as an 8-3 advantage in aces. Both teams produced nine blocks.

"Our receptions, attacks and blocks today were perfect, but tomorrow we have an important game, so let's focus on that," VakifBank TTelekom Istanbul captain Godze Sonsirma said.

"We really tried to give our best, but the Turkish team played very strong," Sollys Nestle Osasco captain Julaina Costa said. "The competition is not finished yet, and we will still fight for third place."

Rabita Baku 3, Mirador Santo Domingo 0

Rabita Baku overwhelmed Mirador Santo Domingo 25-15, 25-15, 25-8 on Thursday evening to advance to the FIVB Women's Club World Championship gold-medal match.

Rabita Baku was led by Natasa Osmokrovic's 19 points, while Sanja Starovic contributed 15 points in the victory. Rabita Baku captain Natalya Mammadova did not compete in the match after being her team's leading scorer during pool play. Mirador Santo Domingo was led by 15-year-old Brayelin Martinez and Jeoselina Rodriguez with nine points. Rabita Baku held a 6-3 advantage in aces and benefited from 19 Mirador Santo Domingo errors in the match. Meanwhile Rabita Baku limited their mistakes to seven errors and achieved an 8-3 block advantage.

"It was quite an easy game today. Tomorrow will be a lot more difficult. The Turkish team have won all games with 3-0 in this competition. As long as we stick to our game plan, play smart tactically and make use of our strong blocks, we will be able to win."

FIVB Volleyball Men's Club World Championship Highlights

Top Scorers by Day

October 8: 30 – Christan Pampel (Al-Arabi Doha) vs. Al-Ahly Cairo

October 9: 18 – Ahmed Mohamed (Al-Ahly Cairo) vs. Trentino Diatec Trento

October 10: 27 – Maxim Mikyahlov (Zenit Kazan) vs. KS Jastrzebski Wegiel

October 11: 17 – Michal Lasko (KS Jastrzebski Wegiel) vs. Trinity Western Spartans Vancouver

October 12: 18 – Tsvetan Tzourits (Trentino Diatec Trento) vs. Sesi Sao Paulo

October 13: 25 – Wallace Martins (Sesi Sao Paulo) vs. Jastrzebski Wegiel; Maxim Mikhaylov (Zenit Kazan) vs. Trentino Diatec Trento

Top Scoring Performances

30 – Christian Pampel (Al-Arabi Doha) vs. Al-Ahly Cairo on Oct. 8

27 – Maxim Mikyahlov (Zenit Kazan) vs. KS Jastrzebski Wegiel on Oct. 10

26 – Ahmed Abdelhay (Al-Ahly Cairo) vs. Al-Arabi Doha on Oct. 8

26 – Rudy Verhoeff (Trinity Western Spartans Vancouver) vs. Paykan Tehran on Oct. 10

25 – Wallace Martins (Sesi Sao Paulo) vs. Jastrzebski Wegiel on Oct. 13

25 – Maxim Mikhaylov (Zenit Kazan) vs. Trentino Diatec Trento on Oct. 13

Top Blocking Performances

7 – Mohamed Ketat (Al-Ahly Cairo) vs. Al-Arabi Doha on Oct. 8

7 – Daniel Jansen van Doorn (Trinity Western Spartans Vancouver) vs. Paykan Tehran on Oct. 10

7 – Lucas Van Berkel (Trinity Western Spartans Vancouver) vs. Paykan Tehran on Oct. 10

6 – Lukasz Kadziewicz (Al-Arabi Doha) vs. Al-Ahly Cairo on Oct. 8

6 – Lukasz Kadziewicz (Al-Arabi Doha) vs. Sesi Sao Paulo on Oct. 9

Top Service Ace Performances

5 – Nikolay Apalikov (Zenit Kazan) vs. Trinity Western Vancouver on Oct. 8

4 – Emanuele Birarelli (Trentino Diatec Trento) vs. Al-Arabi Doha on Oct. 11

3 – Maxim Mikhaylov (Zenit Kazan) vs. Trinity Western Vancouver on Oct. 8

3 – Sidnei dos Santos Junior (Sesi Sao Paulo) vs. Trentino Diatec Trento on Oct. 12

Highest Set Score

31-19 – Al-Ahly Cairo def. Al-Arabi Doha on Oct. 8 (set 2)

27-25 – Sesi Sao Paulo def. Al-Ahly Cairo on Oct. 10 (set 2)

26-24 – Al-Arabi Doha def. Al-Ahly Cairo on Oct. 8 (set 3)

26-24 – Zenit Kazan def. Paykan Tehran on Oct. 9 (set 1)

Highest Scoring Matches

231 – Al-Arabi Doha def. Al-Ahly Cairo 25-23, 29-31, 26-24, 21-25, 15-12 on Oct. 8

211 – Jastrzebski Wegiel def. Sesi Sao Paulo 25-23, 18-25, 19-25, 25-13, 15-13 on Oct. 13

207 – KS Jastrzebski Wegiel def. Zenit Kazan 25-22, 25-17, 11-25, 21-25, 19-17 on Oct. 10

197 – Trinity Western Spartans Vancouver def. Paykan Tehran 25-23, 18-25, 17-25, 25-18, 15-6 on Oct. 10

185 – Trentino Diatec Trento def. Sesi Sao Paulo 18-25, 25-23, 25-23, 25-21 on Oct. 12

177 – Sesi Sao Paulo def. Al-Ahly Cairo 25-18, 27-25, 18-25, 25-14

FIVB Volleyball Women's Club World Championship Highlights

Top Scorers by Day

October 8: 18 – Malgorzata Glinka (VakifBank TTelekom Istanbul) vs. Mirador Santo Domingo

October 9: 22 – Ivna Marra (Sollys Nestle Osasco) vs. Chang Bangkok

October 10: 25 – Jeoselina Rodriguez (Mirador Santo Domingo) vs. Kenya Prisons Nairobi

October 11: 20 – Natalya Mammadova (Rabita Baku) vs. Chang Bangkok

October 12: 21 – Natasa Osmokrovic (Rabita Baku) vs. Sollys Nestle Osasco

October 13: 19 – Malgorzata Glinka (VakifBank TTelekom Istanbul) vs. Sollys Nestle Osasco; Natasa Osmokrovic (Rabita Baku) vs. Mirador Santo Domingo

Top Scoring Performances

25 – Jeoselina Rodriguez (Mirador Santo Domingo) vs. Kenya Prisons Nairobi on Oct. 10

22 – Ivna Marra (Sollys Nestle Osasco) vs. Chang Bangkok on Oct. 9

21 – Natasa Osmokrovic (Rabita Baku) vs. Sollys Nestle Osasco on Oct. 12

20 – Wilavan Apinyapoing (Chang Bangkok) vs. Sollys Nestle Osasco on Oct. 9

20 – Brackcides Khadambi (Kenya Prisons Nairobi) vs. Mirador Santo Domingo on Oct. 10

20 – Natalya Mammadova (Rabita Baku) vs. Chang Bangkok on Oct. 11

20 – Juliana Costa (Sollys Nestle Osasco) vs. Rabita Baku on Oct. 12

Top Blocking Performances

7 – Adenizia Silva (Sollys Nestle Osasco) vs. Chang Bangkok on Oct. 9

6 – Ana Beatriz Correa (Sollys Nestle Osasco) vs. Chang Bangkok on Oct. 9

5 – Ivna Marra (Sollys Nestle Osasco) vs. Chang Bangkok on Oct. 9

5 – Diana Khisa (Kenya Prisons Nairobi) vs. Mirador Santo Domingo on Oct. 10

5 – Natalya Mammadova (Rabita Baku) vs. Chang Bangkok on Oct. 11

5 – Sanja Starovic (Rabita Baku) vs. Chang Bangkok on Oct. 11

5 – Natasa Krsmanovic (Rabita Baku) vs. Sollys Nestle Osasco on Oct. 12

5 – Natasa Osmokrovic (Rabita Baku) vs. Sollys Nestle Osasco on Oct. 12

Top Service Ace Performances

4 – Malgorzata Glinka (VakifBank TTelekom Istanbul) vs. Mirador Santo Domingo on Oct. 8

3 – Bahar Toksoy (VakifBank TTelekom Istanbul) vs. Mirador Santo Domingo on Oct. 8

3 – Jelena Nikolic (VakifBank TTelekom Istanbul) vs. Mirador Santo Domingo on Oct. 8

3 – Brackcides Khadambi (Kenya Prisons Nairobi) vs. Mirador Santo Domingo on Oct. 10

3 – Deborah Constanzo (Mirador Santo Domingo) vs. Kenya Prisons Nairobi on Oct. 10

3 – Christiane Fuerst (VakifBank TTelekom Istanbul) vs. Kenya Prisons Nairobi on Oct. 10

3 – Christiane Fuerst (VakifBank TTelekom Istanbul) vs. Sollys Nestle Osasco on Oct. 13

Highest Set Score

26-24 – Chang Bangkok def. Sollys Nestle Osasco on Oct. 9 (set 3)

26-24 – Sollys Nestle Osasco def. Chang Bangkok on Oct. 9 (set 4)

26-24 – Mirador Santo Domingo def. Kenya Prisons Nairobi on Oct. 10 (set 4)

Highest Scoring Matches

207 – Mirador Santo Domingo def. Kenya Prisons Nairobi 20-25, 20-25, 25-20, 26-24, 15-7 on Oct. 10

197 – Rabita Baku def. Sollys Nestle Osasco 25-12, 23-25, 25-18, 23-25, 15-6 on Oct. 12

188 – Sollys Nestle Osasco def. Chang Bangkok 25-17, 25-21, 24-26, 26-24 on Oct. 9

172 – Rabita Baku def. Chang Bangkok 25-19, 21-25, 25-15, 25-17

121 – VakifBank TTelekom Istanbul def. Mirador Santo Domingo 25-13, 25-19, 25-14 on Oct. 8

**Competition Schedule****Sat 08.10.2011**

M01	10:00	Trinity Western Spartans Vancouver		v.		Zenit Kazan	A	0-3
W01	15:00	VakifBank TTelekom Istanbul		v.		Mirador Santo Domingo	A	3-0
M02	17:00	KS Jastrzebski Wegiel		v.		Paykan Tehran	A	3-0
M03	19:00	Al-Ahly Cairo		v.		Al-Arabi Doha	B	2-3

Sun 09.10.2011

W02	10:00	Sollys Nestlé Osasco		v.		Chang Bangkok	B	3-1
M04	15:00	Trentino Diatec Trento		v.		Al-Ahly Cairo	B	3-0
M05	17:00	Paykan Tehran		v.		Zenit Kazan	A	0-3
M06	19:00	SESI São Paulo		v.		Al-Arabi Doha	B	3-0

Mon 10.10.2011

W03	10:00	Kenya Prisons Nairobi		v.		Mirador Santo Domingo	A	2-3
M07	15:00	Trinity Western Spartans Vancouver		v.		Paykan Tehran	A	3-2
M08	17:00	Zenit Kazan		v.		KS Jastrzebski Wegiel	A	2-3
M09	19:00	Al-Ahly Cairo		v.		SESI São Paulo	B	1-3

Tue 11.10.2011

W04	15:00	Rabita Baku		v.		Chang Bangkok	B	3-1
M10	17:00	KS Jastrzebski Wegiel		v.		Trinity Western Spartans Vancouver	A	3-0
M11	19:00	Trentino Diatec Trento		v.		Al-Arabi Doha	B	3-0

Wed 12.10.2011

W05	15:00	Sollys Nestlé Osasco		v.		Rabita Baku	B	2-3
W06	17:00	VakifBank TTelekom Istanbul		v.		Kenya Prisons Nairobi	A	3-0
M12	19:00	SESI São Paulo		v.		Trentino Diatec Trento	B	1-3

Thu 13.10.2011

W07	10:00	VakifBank TTelekom Istanbul		v.		Sollys Nestlé Osasco	SF	3-0
M13	15:00	KS Jastrzebski Wegiel		v.		SESI São Paulo	SF	3-2
W08	17:00	Rabita Baku		v.		Mirador Santo Domingo	SF	3-0
M14	19:00	Trentino Diatec Trento		v.		Zenit Kazan	SF	3-1

Fri 14.10.2011

W09	10:00	Sollys Nestlé Osasco		v.		Mirador Santo Domingo	3	Aspire
M15	15:00	SESI São Paulo		v.		Zenit Kazan	3	Aspire
W10	17:00	VakifBank TTelekom Istanbul		v.		Rabita Baku	F	Aspire
M16	19:00	KS Jastrzebski Wegiel		v.		Trentino Diatec Trento	F	Aspire



FEDERATION
INTERNATIONALE
DE VOLLEYBALL



O-1

UNIFORM COLOURS
Couleur de l'uniforme

CITY: Ville:

DATE: TIME: Heure:

REGISTERED COLOURS / Couleurs enregistrées :
(ONLY SHIRT COLOUR - seulement la couleur du maillot)

POOL/PHASE: Groupe/Phase:

	JAS ▼	SES ▼	TRE ▼	KZN ▼		
1	Orange	Red	Red	White		
2	White	Black	White	Blue		
3	0	0	0	0		

MATCH SCHEDULE
Calendrier des matches

DATE:	No. Match	Team Equipe	Team Equipe
		A	B
14/Oct/2011	15	SES	KZN
14/Oct/2011	16	JAS	TRE

TEAMS CHOICE (1-2 OR 3)
Choix des équipes (1-2 ou 3)

1st CHOICE 1er Choix		2st CHOICE 2eme Choix	
A	B	A	B

FIVB DECISION
Décision de la FIVB

A	B
Black	White
White	Red

Training Schedule for Men's Teams

Date Team	14 Oct
L.M 13 SESI São Paulo	0830-1000 T. 1
L.M 14 Zenit Kazan	0830-1000 T. 2
W.M 13 KS Jastrzebski Wegiel	1140-1310 T. 1
W.M 14 Trentino Diatec Trento	1140-1310 T. 2

T. 1 = Al Arabi Club

T. 2 = Qatar Volleyball Association

MATCH RESULTS

Pool A

No	Date	Teams	Set	Result per set (points)					Total Points	Time	Spectators
				1	2	3	4	5			
1	08/10/2011	SPA - KZN	0-3	11-25	15-25	16-25			42- 75	1:05	475
2	08/10/2011	JAS - PAY	3-0	25-18	25-14	25-14			75- 46	1:11	750
5	09/10/2011	PAY - KZN	0-3	24-26	18-25	23-25			65- 76	1:26	1.020
7	10/10/2011	SPA - PAY	3-2	25-23	18-25	17-25	25-18	15- 6	100- 97	1:55	746
8	10/10/2011	JAS - KZN	3-2	25-22	25-17	11-25	21-25	19-17	101-106	2:07	1.100
10	11/10/2011	JAS - SPA	3-0	25-17	25-20	25-18			75- 55	1:12	1.208

Pool B

No	Date	Teams	Set	Result per set (points)					Total Points	Time	Spectators
				1	2	3	4	5			
3	08/10/2011	AAH - AAR	2-3	23-25	31-29	24-26	25-21	12-15	115-116	2:14	1.280
4	09/10/2011	TRE - AAH	3-0	25-16	25-22	25-22			75- 60	1:18	850
6	09/10/2011	SES - AAR	3-0	25-20	25-20	25-22			75- 62	1:14	845
9	10/10/2011	AAH - SES	1-3	18-25	25-27	25-18	14-25		82- 95	1:40	1.498
11	11/10/2011	TRE - AAR	3-0	25-22	25-15	25-17			75- 54	1:12	942
12	12/10/2011	SES - TRE	1-3	25-18	23-25	23-25	21-25		92- 93	1:45	1.820

Semifinals

No	Date	Teams	Set	Result per set (points)					Total Points	Time	Spectators
				1	2	3	4	5			
13	13/10/2011	JAS - SES	3-2	25-23	18-25	19-25	25-13	15-13	102- 99	2:07	695
14	13/10/2011	TRE - KZN	3-1	25-22	25-21	19-25	25-14		94- 82	1:45	1.680

Finals

No	Date	Teams	Set	Result per set (points)					Total Points	Time	Spectators
				1	2	3	4	5			
15	14/10/2011	SES - KZN									
16	14/10/2011	JAS - TRE									

TEAM RANKING

Pool A

Rk	Code	Team	Matches				Results Details						Sets			Points		
			Pts	T	W	L	3-0	3-1	3-2	2-3	1-3	0-3	W	L	Ratio	W	L	Ratio
1	JAS	KS Jastrzebski Wegiel	8	3	3	0	2	0	1	0	0	0	9	2	4,500	251	207	1,213
2	KZN	Zenit Kazan	7	3	2	1	2	0	0	1	0	0	8	3	2,667	257	208	1,236
3	SPA	Trinity West.Spartans Vancouver	2	3	1	2	0	0	1	0	0	2	3	8	0,375	197	247	0,798
4	PAY	Paykan Tehran	1	3	0	3	0	0	0	1	0	2	2	9	0,222	208	251	0,829

Pool B

Rk	Code	Team	Matches				Results Details						Sets			Points		
			Pts	T	W	L	3-0	3-1	3-2	2-3	1-3	0-3	W	L	Ratio	W	L	Ratio
1	TRE	Trentino Diatec Trento	9	3	3	0	2	1	0	0	0	0	9	1	9,000	243	206	1,180
2	SES	SESI Sao Paulo	6	3	2	1	1	1	0	0	1	0	7	4	1,750	262	237	1,105
3	AAR	Al-Arabi Doha	2	3	1	2	0	0	1	0	0	2	3	8	0,375	232	265	0,875
4	AAH	Al-Ahly Cairo	1	3	0	3	0	0	0	1	1	1	3	9	0,333	257	286	0,899





VOLLEYBALL • Match calendar

FIVB Men's Club World Championship 2011



Finals

No	Phase	Teams	Date	Hour	City	Hall
15	D	SES - KZN	14/10/2011	15:00	Doha	Aspire Ladies Sports Hall
16	D	JAS - TRE	14/10/2011	19:00	Doha	Aspire Ladies Sports Hall



FIVB Men's Club World Championship 2011 Semifinals

Match: 13 **Date:** 13/10/2011 **Spectators:** 695
City: Doha
Hall: Aspire Ladies Sports Hall
Match duration: Start: 15:00 End: 17:07 Total: 2:07

Teams	Sets	1	2	3	4	5	Total
JAS	3	25	18	19	25	15	102
SES	2	23	25	25	13	13	99
Set duration		0:26	0:24	0:24	0:23	0:18	1:55

Referees: ZENOVICH Adrey (RUS) & AL ENZI Abdullah (KUW)

JAS • KS Jastrzebski Wegiel		1	2	3	4	5	Pts
1	LASKO Michal	■	■	■	■	■	23
2	MARGARIDO Raphael Florincio	■	■	■	■	■	
3	NEMER Ashlei	□	□	□			
6	MALINOWSKI Mateusz						
7	L RUSEK Pawel	L	L	L	L	L	
9	BARTMAN Zbigniew	■	■	■	■	■	18
10	GAWRYSZEWSKI Bartosz		□	□	■	■	5
11	THORNTON Brian			□			
13	KUBIAK Michal	■	■	■	■	■	12
15	HOLMES Russell	■	■	■	■	■	16
17	BONTJE Johannes Cornelius	■	■	■	□	□	5
18	BOZKO Luciano						

Coach: Lorenzo BERNARDI (ITA)
Assistant: Juan Manuel DE PALMA (ITA)

SES • SESI Sao Paulo		1	2	3	4	5	Pts
3	LITWINCZUK Leonardo					□	
4	CRUZ MIRANDA Leonardo	■	■	■	■	■	8
5	BARBALHO Sandro	■	■	■	■	■	4
6	RODRIGUES Juleandro					□	
7	DE ANDRADE Diogo						
8	ENDRES Murilo	■	■	■	■	■	17
9	SANTOS JUNIOR Sidnei dos	■	■	■	■	■	11
10	L SANTOS Sergio Dutra	L	L	L	L	L	
13	BARTH Tiago						
14	SANTANA Rodrigo	■	■	■	■	■	8
17	RYUMA OTO Andre						
18	MARTINS Wallace	■	■	■	■	■	25

Coach: Giovane GAVIO (BRA)
Assistant: Nery PERIERA (BRA)

TEAMS AND PLAYERS PERFORMANCES

Won Pts	Total Atts	No Name	Scoring Skills	Won Pts	Total Atts	No Name
63	130	Total Team		62	123	Total Team
21	47	1 LASKO Michal	Spike	24	40	18 MARTINS Wallace
16	39	9 BARTMAN Zbigniew		16	36	8 ENDRES Murilo
10	20	13 KUBIAK Michal		9	17	9 SANTOS JUNIOR Sidnei
14	30	Total Team	Block	9	32	Total Team
5	10	15 HOLMES Russell		4	8	5 BARBALHO Sandro
2	4	1 LASKO Michal		2	7	9 SANTOS JUNIOR Sidnei
2	2	9 BARTMAN Zbigniew	Serve	1	3	4 CRUZ MIRANDA Leonardo
2	101	Total Team		2	100	Total Team
2	19	15 HOLMES Russell		1	19	14 SANTANA Rodrigo
			Opp. error	1	17	18 MARTINS Wallace
23		Total Team		26		Total Team
102	261	Total Team	Total	99	255	Total Team
23	65	1 LASKO Michal	Best Scorer	25	60	18 MARTINS Wallace

■ Starting line-up Pts = Points scored [nn] = Captain
□ Substitute Atts = Attempts L = Libero
Opp = Opponent

Match: 14 **Date:** 13/10/2011 **Spectators:** 1.680
City: Doha
Hall: Aspire Ladies Sports Hall
Match duration: Start: 19:20 End: 21:05 Total: 1:45

Teams	Sets	1	2	3	4	5	Total
TRE	3	25	25	19	25		94
KZN	1	22	21	25	14		82
Set duration		0:25	0:27	0:24	0:20		1:36

Referees: SAKAIDE Osamu (JPN) & ESPICALSKI Rogerio (BRA)

TRE • Trentino Diatec Trento		1	2	3	4	5	Pts
1	KAZIYSKI Matey	■	■	■	■		17
3	BIRARELLI Emanuele	■	■	■	■		10
4	DELLA LUNGA Dore	□	□	□			
5	JUANTORENA Osmany	■	■	■	■		16
6	ZYGDALO Lukasz	□			□		
7	VIEIRA DE OLIVEIRA Raphael	■	■	■	■		
9	BRINKMAN Steve						
11	SOKOLOV Tsvetan					□	
12	TZOURITS Mitar	■	■	■	■		11
13	COLACI Massimo						
14	STOKR Jan	■	■	■	■		16
16 L	BARI Andrea	L	L	L	L		

Coach: Radostin STOYTICHEV (BUL)
Assistant: Roberto SERNIOTTI (ITA)

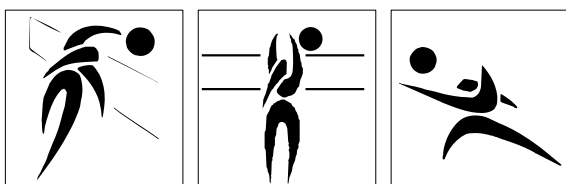
KZN • Zenit Kazan		1	2	3	4	5	Pts
3	APALIKOV Nikolay	■	■	■	■		6
5	VERMIGLIO Valerio	■	■	■	■		2
6	SIVOZHELEZ Evgeny						
7	VOLKOV Alexander	■	■	■	■		7
8	PRIDDY William	■	■	■	■		8
9	CHEREMISIN Alexey	□			□		
10	BEREZHKO Yury	■	■	■	■		12
12	BABECHINE Alexei						
15 L	OBMOCHAEV Alexey	L	L	L	L		
16	GUTSALYUK Alexander	□					
17	BABICHEV Vladislav		□	□	□		
18	MIKHAYLOV Maxim	■	■	■	■		25

Coach: Vladimir ALEKNO (RUS)
Assistant: Alex. SEREBRENNIKOV (RUS)

TEAMS AND PLAYERS PERFORMANCES

Won Pts	Total Atts	No Name	Scoring Skills	Won Pts	Total Atts	No Name
59	112	Total Team		47	105	Total Team
16	34	1 KAZIYSKI Matey	Spike	19	41	18 MIKHAYLOV Maxim
15	29	14 STOKR Jan		12	24	10 BEREZHKO Yury
15	28	5 JUANTORENA Osmany		6	8	3 APALIKOV Nikolay
9	25	Total Team	Block	11	26	Total Team
4	8	12 TZOURITS Mitar		4	5	18 MIKHAYLOV Maxim
3	6	3 BIRARELLI Emanuele		3	5	7 VOLKOV Alexander
1	4	5 JUANTORENA Osmany	3	5	8 PRIDDY William	
2	93	Total Team	Serve	2	83	Total Team
1	12	1 KAZIYSKI Matey		2	19	18 MIKHAYLOV Maxim
1	20	3 BIRARELLI Emanuele				
24		Total Team	Opp. error	22		Total Team
94	230	Total Team	Total	82	214	Total Team
17	47	1 KAZIYSKI Matey	Best Scorer	25	65	18 MIKHAYLOV Maxim

■ Starting line-up Pts = Points scored [nn] = Captain
□ Substitute Atts = Attempts L = Libero
Opp = Opponent



Best Scorers

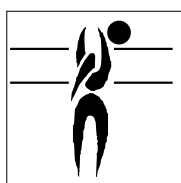
Rk	No	Name	Team	Spike	Block	Serve	Total
1	18	MIKHAYLOV Maxim	KZN	68	5	7	80
2	1	LASKO Michal	JAS	59	8	5	72
3	18	MARTINS Wallace	SES	60	3	4	67
4	8	ENDRES Murilo	SES	49	4	1	54
5	1	KAZIYSKI Matey	TRE	43	2	7	52
6	5	JUANTORENA Osmany	TRE	42	3	5	50
7	9	BARTMAN Zbigniew	JAS	41	4	3	48
8	15	HOLMES Russell	JAS	21	13	6	40
9	9	SANTOS JUNIOR Sidnei dos	SES	24	10	5	39
10	8	PRIDDY William	KZN	25	9	2	36
11	14	STOKR Jan	TRE	30	5	0	35
12	14	SANTANA Rodrigo	SES	22	8	3	33
13	3	BIRARELLI Emanuele	TRE	18	8	6	32
13	13	KUBIAK Michal	JAS	27	4	1	32
13	4	CRUZ MIRANDA Leonardo	SES	27	3	2	32
16	7	VOLKOV Alexander	KZN	20	7	2	29
17	3	APALIKOV Nikolay	KZN	17	5	5	27
18	11	SOKOLOV Tsvetan	TRE	21	4	0	25
19	12	TZOURITS Mitar	TRE	16	6	1	23
20	10	BEREZHKO Yuri	KZN	19	3	0	22
21	17	BONTJE Johannes Cornelius	JAS	14	5	0	19
22	6	SIVOZHELEZ Evgeny	KZN	14	0	2	16
23	10	GAWRYSZEWSKI Bartosz	JAS	9	3	2	14
24	9	BRINKMAN Steve	TRE	9	3	1	13
24	16	GUTSALYUK Alexander	KZN	7	4	2	13
26	3	NEMER Ashlei	JAS	6	1	3	10
27	4	DELLA LUNGA Dore	TRE	7	1	0	8
27	9	CHEREMISIN Alexey	KZN	7	1	0	8
27	5	VERMIGLIO Valerio	KZN	3	5	0	8
27	5	BARBALHO Sandro	SES	2	5	1	8
31	3	LITWINCZUK Leonardo	SES	4	2	0	6
32	18	BOZKO Luciano	JAS	4	0	1	5
33	6	MALINOWSKI Mateusz	JAS	4	0	0	4
33	2	MARGARIDO Raphael Florincio	JAS	1	2	1	4
35	6	ZYGDALO Lukasz	TRE	1	2	0	3
35	7	VIEIRA DE OLIVEIRA Raphael	TRE	0	3	0	3
35	17	RYUMA OTO Andre	SES	3	0	0	3
35	7	DE ANDRADE Diogo	SES	2	0	1	3
39	6	RODRIGUES Juleandro	SES	0	0	2	2
40	17	BABICHEV Vladislav	KZN	1	0	0	1
40	13	BARTH Tiago	SES	1	0	0	1
40	11	THORNTON Brian	JAS	0	0	1	1
43	13	COLACI Massimo	TRE	0	0	0	0
43	16	BARI Andrea	TRE	0	0	0	0
43	12	BABECHINE Alexei	KZN	0	0	0	0
43	15	OBMOCHAEV Alexey	KZN	0	0	0	0
43	7	RUSEK Pawel	JAS	0	0	0	0
43	10	SANTOS Sergio Dutra	SES	0	0	0	0
Total tournament				748	151	82	981



Best Spikers

Limit: 15.00%

Rk	No	Name	Team	Spikes	Faults	Shots	Total Attempts	Succ. %
1	5	JUANTORENA Osmany	TRE	42	12	21	75	56.00
2	18	MARTINS Wallace	SES	60	16	34	110	54.55
3	1	KAZIYSKI Matey	TRE	43	7	30	80	53.75
4	18	MIKHAYLOV Maxim	KZN	68	21	45	134	50.75
5	8	ENDRES Murilo	SES	49	16	35	100	49.00
6	9	BARTMAN Zbigniew	JAS	41	16	32	89	46.07
7	14	STOKR Jan	TRE	30	10	28	68	44.12
8	1	LASKO Michal	JAS	59	16	61	136	43.38
9	4	CRUZ MIRANDA Leonardo	SES	27	15	27	69	39.13
10	10	BEREZHKO Yury	KZN	19	10	33	62	30.65
Total Tournament				748	243	557	1.548	48.32




Best Blockers

Rk	No	Name	Team	Kill Blocks	Faults	Rebounds	Total Attempts	Avg. by set
1	15	HOLMES Russell	JAS	13	-	15	28	0.81
2	9	SANTOS JUNIOR Sidnei dos	SES	10	-	13	23	0.63
3	8	PRIDDY William	KZN	9	-	12	21	0.60
4	3	BIRARELLI Emanuele	TRE	8	-	7	15	0.57
5	1	LASKO Michal	JAS	8	-	9	17	0.50
5	14	SANTANA Rodrigo	SES	8	-	12	20	0.50
7	7	VOLKOV Alexander	KZN	7	-	14	21	0.47
8	12	TZOURITS Mitar	TRE	6	-	5	11	0.43
9	14	STOKR Jan	TRE	5	-	6	11	0.36
10	3	APALIKOV Nikolay	KZN	5	-	8	13	0.33
Total Tournament				151	-	240	391	5.03




Best Servers

Rk	No	Name	Team	Aces	Faults	Serve Hits	Total Attempts	Avg. by set
1	1	KAZIYSKI Matey	TRE	7	6	36	49	0.50
2	18	MIKHAYLOV Maxim	KZN	7	9	47	63	0.47
3	3	BIRARELLI Emanuele	TRE	6	8	34	48	0.43
4	15	HOLMES Russell	JAS	6	7	52	65	0.38
5	5	JUANTORENA Osmany	TRE	5	10	38	53	0.36
6	3	APALIKOV Nikolay	KZN	5	6	45	56	0.33
7	9	SANTOS JUNIOR Sidnei dos	SES	5	10	51	66	0.31
8	1	LASKO Michal	JAS	5	11	30	46	0.31
9	18	MARTINS Wallace	SES	4	11	32	47	0.25
10	14	SANTANA Rodrigo	SES	3	5	54	62	0.19
Total Tournament				82	205	1.091	1.378	2.73



Best Diggers

Rk	No	Name	Team	Digs	Faults	Receptions	Total Attempts	Avg. by set
1	15	OBMOCHAEV Alexey	KZN	52	11	2	65	3.47
2	16	BARI Andrea	TRE	46	12	3	61	3.29
3	5	VERMIGLIO Valerio	KZN	46	3	4	53	3.07
4	10	SANTOS Sergio Dutra	SES	44	11	1	56	2.75
5	7	RUSEK Pawel	JAS	41	13	2	56	2.56
6	5	BARBALHO Sandro	SES	35	12	3	50	2.19
7	13	KUBIAK Michal	JAS	31	10	4	45	1.94
8	8	ENDRES Murilo	SES	31	10	3	44	1.94
9	18	MIKHAYLOV Maxim	KZN	29	6	2	37	1.93
10	5	JUANTORENA Osmany	TRE	25	3	-	28	1.79
Total Tournament				757	222	47	1.026	25.23



Best Setters


Rk	No	Name	Team	Running Sets	Faults	Still Sets	Total Attempts	Avg. by set
1	5	VERMIGLIO Valerio	KZN	94	-	183	277	6.27
2	5	BARBALHO Sandro	SES	97	-	183	280	6.06
3	7	VIEIRA DE OLIVEIRA Raphael	TRE	67	-	126	193	4.79
4	2	MARGARIDO Raphael Florincio	JAS	69	1	187	257	4.31
5	6	ZYGDALO Lukasz	TRE	37	-	68	105	2.64
6	6	RODRIGUES Juleandro	SES	19	-	28	47	1.19
7	11	THORNTON Brian	JAS	13	-	56	69	0.81
8	12	BABECHINE Alexei	KZN	12	-	28	40	0.80
-	1	LASKO Michal	JAS	-	-	2	2	
-	1	KAZIYSKI Matej	TRE	-	-	3	3	
Total Tournament				408	1	1.081	1.490	13.60



Best Receivers

Limit: 25.00%

Rk	No	Name	Team	Excellents	Faults	Serve Receptions	Total Attempts	Eff. %
1	10	BEREZHKO Yury	KZN	50	2	10	62	77.42
2	7	RUSEK Pawel	JAS	66	2	21	89	71.91
3	10	SANTOS Sergio Dutra	SES	57	4	19	80	66.25
4	15	OBMOCHAEV Alexey	KZN	42	1	21	64	64.06
5	16	BARI Andrea	TRE	44	5	14	63	61.90
6	8	ENDRES Murilo	SES	69	4	33	106	61.32
7	8	PRIDDY William	KZN	41	2	21	64	60.94
8	5	JUANTORENA Osmany	TRE	54	4	29	87	57.47
9	4	CRUZ MIRANDA Leonardo	SES	44	4	26	74	54.05
10	13	KUBIAK Michal	JAS	44	3	30	77	53.25
Total Tournament				661	46	312	1.019	60.35



Best Liberos

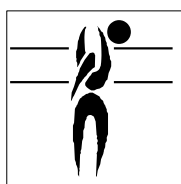
Rk	No	Name	Team	Excellents	Faults	In play	Total attempts	Avg. by set
1	7	RUSEK Pawel	JAS	107	15	23	145	6.69
2	16	BARI Andrea	TRE	90	17	17	124	6.43
3	10	SANTOS Sergio Dutra	SES	101	15	20	136	6.31
4	15	OBMOCHAEV Alexey	KZN	94	12	23	129	6.27



Best Spikers

Limit: 15.00%

Rk	Team	Spikes	Faults	Shots	Total Attempts	Succ. %
1	TRE Trentino Diatec Trento	187	48	123	358	52.23
2	SES SESI Sao Paulo	194	70	127	391	49.62
3	KZN Zenit Kazan	181	64	149	394	45.94
4	JAS KS Jastrzebski Wegiel	186	61	158	405	45.93
Total Tournament		748	243	557	1.548	48.32




Best Blockers

Rk	Team	Kill Blocks	Faults	Rebounds	Total Attempts	Avg. by set
1	TRE Trentino Diatec Trento	37	-	52	89	2.64
2	KZN Zenit Kazan	39	-	69	108	2.60
3	JAS KS Jastrzebski Wegiel	40	-	63	103	2.50
4	SES SESI Sao Paulo	35	-	56	91	2.19
Total Tournament		151	-	240	391	5.03



Best Servers

Rk	Team	Aces	Faults	Serve Hits	Total Attempts	Avg. by set
1	JAS KS Jastrzebski Wegiel	23	46	280	349	1.44
2	TRE Trentino Diatec Trento	20	56	255	331	1.43
3	KZN Zenit Kazan	20	49	268	337	1.33
4	SES SESI Sao Paulo	19	54	288	361	1.19
Total Tournament		82	205	1.091	1.378	2.73



Best Diggers

Rk	Team	Digs	Faults	Receptions	Total Attempts	Avg. by set
1	KZN Zenit Kazan	214	51	11	276	14.27
2	JAS KS Jastrzebski Wegiel	197	60	12	269	12.31
3	SES SESI Sao Paulo	193	68	19	280	12.06
4	TRE Trentino Diatec Trento	153	43	5	201	10.93
Total Tournament		757	222	47	1.026	25.23



Best Setters

Rk	Team	Running Sets	Faults	Still Sets	Total Attempts	Avg. by set
1	TRE Trentino Diatec Trento	104	-	244	348	7.43
2	SES SESI Sao Paulo	116	-	270	386	7.25
3	KZN Zenit Kazan	106	-	270	376	7.07
4	JAS KS Jastrzebski Wegiel	82	1	297	380	5.13
Total Tournament		408	1	1.081	1.490	13.60



Best Receivers

Limit: 25.00%

Rk	Team	Excellents	Faults	Serve Receptions	Total Attempts	Eff. %
1	KZN Zenit Kazan	163	9	69	241	63.90
2	JAS KS Jastrzebski Wegiel	167	8	83	258	61.63
3	SES SESI Sao Paulo	182	13	81	276	61.23
4	TRE Trentino Diatec Trento	149	16	79	244	54.51
Total Tournament		661	46	312	1.019	60.35

O-1

UNIFORM COLOURS
Couleur de l'uniforme

CITY:
Ville:

DATE: TIME:
Heure:

REGISTERED COLOURS / Couleurs enregistrées :
(ONLY SHIRT COLOUR - seulement la couleur du maillot)

POOL/PHASE:
Groupe/Phase:

	VBT ▼	SOO ▼	BAK ▼	MIR ▼	▼	▼
1	Black	Orange	Red	White		
2	Red	White	Yellow	Red		
3	0	0	0	Blue		

MATCH SCHEDULE
Calendrier des matches

DATE:	No. Match	Team Equipe	
		A	B
14/Oct/2011	9	SOO	MIR
14/Oct/2011	10	VBT	BAK

TEAMS CHOICE (1-2 OR 3)
Choix des équipes (1-2 ou 3)

1st CHOICE 1er Choix		2st CHOICE 2eme Choix	
A	B	A	B

FIVB DECISION Décision de la FIVB	
A	B
White	Red
Black	Red

Training Schedule for Women's Teams

Date Time	14 Oct
L. M 7 Sollys Neste Osasco	
L. M 8 Mirador Santo Domingo	
W. M 7 VakifBank TTelekom Istanbul	1005-1135 T. 1
W. M 8 Rabita Baku	1005-1135 T. 2

T. 1 = Al Arabi Club

T. 2 = Qatar Volleyball Association

MATCH RESULTS

Pool A

No	Date	Teams	Set	Result per set (points)					Total Points	Time	Spectators
				1	2	3	4	5			
1	08/10/2011	VBT - MIR	3-0	25-13	25-19	25-14			75- 46	1:15	405
3	10/10/2011	KEP - MIR	2-3	25-20	25-20	20-25	24-26	7-15	101-106	1:57	899
6	12/10/2011	VBT - KEP	3-0	25-13	25-17	25-10			75- 40	1:10	1.464

Pool B

No	Date	Teams	Set	Result per set (points)					Total Points	Time	Spectators
				1	2	3	4	5			
2	09/10/2011	SOO - CHG	3-1	25-17	25-21	24-26	26-24		100- 88	2:04	973
4	11/10/2011	BAK - CHG	3-1	25-19	21-25	25-15	25-17		96- 76	1:41	949
5	12/10/2011	SOO - BAK	2-3	12-25	25-23	18-25	25-23	6-15	86-111	2:08	900

Semifinals

No	Date	Teams	Set	Result per set (points)					Total Points	Time	Spectators
				1	2	3	4	5			
7	13/10/2011	VBT - SOO	3-0	25-19	25-21	25-19			75- 59	1:27	560
8	13/10/2011	BAK - MIR	3-0	25-15	25-15	25- 8			75- 38	1:09	880

Finals

No	Date	Teams	Set	Result per set (points)					Total Points	Time	Spectators
				1	2	3	4	5			
9	14/10/2011	SOO - MIR									
10	14/10/2011	VBT - BAK									

TEAM RANKING

Pool A

Rk	Code	Team	Matches				Results Details						Sets			Points		
			Pts	T	W	L	3-0	3-1	3-2	2-3	1-3	0-3	W	L	Ratio	W	L	Ratio
1	VBT	VakifBank TTelekom Istanbul	6	2	2	0	2	0	0	0	0	0	6	0	MAX	150	86	1,744
2	MIR	Mirador Santo Domingo	2	2	1	1	0	0	1	0	0	1	3	5	0,600	152	176	0,864
3	KEP	Kenya Prisons Nairobi	1	2	0	2	0	0	0	1	0	1	2	6	0,333	141	181	0,779

Pool B

Rk	Code	Team	Matches				Results Details						Sets			Points		
			Pts	T	W	L	3-0	3-1	3-2	2-3	1-3	0-3	W	L	Ratio	W	L	Ratio
1	BAK	Rabita Baku	5	2	2	0	0	1	1	0	0	0	6	3	2,000	207	162	1,278
2	SOO	Sollys Nestle Osasco	4	2	1	1	0	1	0	1	0	0	5	4	1,250	186	199	0,935
3	CHG	Chang Bangkok	0	2	0	2	0	0	0	0	2	0	2	6	0,333	164	196	0,837





VOLLEYBALL • Match calendar

FIVB Women's Club World Championship 2011



Finals

No	Phase	Teams	Date	Hour	City	Hall
9	D	SOO - MIR	14/10/2011	10:00	Doha	Aspire Ladies Sports Hall
10	D	VBT - BAK	14/10/2011	17:00	Doha	Aspire Ladies Sports Hall



Match: 7 **Date:** 13/10/2011 **Spectators:** 560
City: Doha
Hall: Aspire Ladies Sports Hall
Match duration: Start: 10:00 End: 11:27 Total: 1:27

Teams	Sets	1	2	3	4	5	Total
VBT	3	25	25	25			75
SOO	0	19	21	19			59
Set duration		0:25	0:28	0:28			1:21

Referees: MOKRY Juraj (SVK) & RODRIGUEZ Susanna (ESP)

VBT • VakifBank TTelekom Istanbul		1	2	3	4	5	Pts
1	GURSOYTRAK Songul						
2	SONSIRMA Gozde	■	■	■			4
3	L GURESEN Gizem	L	L	L			
4	OZDEMIR Nilay						
6	USTYMENKO Olena						
7	GLINKA Malgorzata	■	■	■			19
8	GURKAYNAK Ayse Melis						
9	CEMBERCI Ozge	■	■	■			4
10	ONAL Guldeniz		□	□			
11	TOKSOY Bahar	■	■	■			4
12	NIKOLIC Jelena	■	■	■			9
13	FUERST Christiane	■	■	■			18

Coach: Giovanni GUIDETTI (ITA)
Assistant: Salih TAVACI (TUR)

SOO • Solllys Nestle Osasco		1	2	3	4	5	Pts
1	MARRA Ivna	■	■	■			7
3	SOUZA Larissa						
4	ALMEIDA Samara	■	■	■			12
5	SILVA Adenizia	■	■	■			7
7	SOUZA Karine	■	■	■			1
9	PAPINI Silvana	□		□			1
10	GOSLING Ana Maria	□	□	□			
11	CORREA Ana Beatriz	■	■	■			7
12	SILVA Leia				□		
13	PERIERA Heloiza	□	□	□			2
17	COSTA Juliana	■	■	■			6
18	L BRAIT Camila	L	L	L			

Coach: Luizomar MOURA (BRA)
Assistant: Jefferson AROSTI (BRA)

TEAMS AND PLAYERS PERFORMANCES

Won Pts	Total Atts	No Name	Scoring Skills	Won Pts	Total Atts	No Name
41	114	Total Team		31	102	Total Team
18	41	7 GLINKA Malgorzata	Spike	10	32	4 ALMEIDA Samara
10	18	13 FUERST Christiane		6	22	17 COSTA Juliana
6	28	12 NIKOLIC Jelena		6	21	1 MARRA Ivna
9	31	Total Team		9	31	Total Team
5	17	13 FUERST Christiane	Block	4	8	5 SILVA Adenizia
3	4	12 NIKOLIC Jelena		2	11	11 CORREA Ana Beatriz
1	4	9 CEMBERCI Ozge		1	2	1 MARRA Ivna
8	74	Total Team		3	61	Total Team
3	16	13 FUERST Christiane	Serve	2	13	11 CORREA Ana Beatriz
2	13	11 TOKSOY Bahar		1	11	4 ALMEIDA Samara
2	8	9 CEMBERCI Ozge				
17		Total Team	Opp. error	16		Total Team
75	219	Total Team	Total	59	194	Total Team
19	56	7 GLINKA Malgorzata	Best Scorer	12	47	4 ALMEIDA Samara

■ Starting line-up Pts = Points scored [nn] = Captain
□ Substitute Atts = Attempts L = Libero
Opp = Opponent

FIVB Women's Club World Championship 2011 Semifinals

Match: 8 **Date:** 13/10/2011 **Spectators:** 880
City: Doha
Hall: Aspire Ladies Sports Hall
Match duration: Start: 17:40 End: 18:49 Total: 1:09

Teams	Sets	1	2	3	4	5	Total
BAK	3	25	25	25			75
MIR	0	15	15	8			38
Set duration		0:20	0:22	0:21			1:03

Referees: YOUSSEF Nasser (QAT) & KRAFT Heike (GER)

BAK • Rabita Baku		1	2	3	4	5	Pts
1	RABADZHIEVA Dobriana					☐	1
2	ALIYEVA Madina						
5	KRSMANOVIC Natasa	■	■	■			1
6	MAJSTOROVIC Jasna	■	■	■			8
8	L POPOVIC Silvija	L	L	L			
9	MAMMADOVA Natalya						
11	CELIK Pelin					☐	1
12	GOLUBOVIC Mira	■	■	■			6
13	OSMOKROVIC Natasa	■	■	■			19
14	RADZUWEIT Kathy					☐	3
15	STAROVIC Sanja	■	■	■			15
17	ZHUKOVA Iryna	■	■	■			2

Coach: Zoran GAJIC (SRB)
Assistant: Eldar YUSUBOV (AZE)

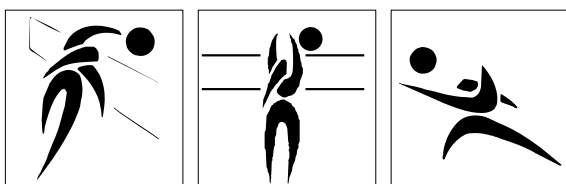
MIR • Mirador Santo Domingo		1	2	3	4	5	Pts
1	FERSOLA Marianne	■	■				3
2	MORENO Erasma	☐	■				6
5	CONSTANZO Deborah Angelica	■	■	■			2
6	L CASO SIERRA Carmen Rosa	L	L	L			
8	SORIANO OLIVO Pamela Marie			☐			2
9	TORIBIO DE LEON Celenia	☐	■	■			
10	RAMIREZ ESPINAL Yeniffer Cristina			☐	☐		
11	RODRIGUEZ Jeoselina	■	■	■			9
12	JACKSON Francia	■	☐				
13	PENA ISABEL Yonkaira Paola	■	☐				
14	MOTA Erika					■	
15	MARTINEZ Brayelin Elizabeth	■	■	■			9

Coach: Wilson SANCHEZ (DOM)
Assistant: Cristian CRUZ (DOM)

TEAMS AND PLAYERS PERFORMANCES

Won Pts	Total Atts	No Name	Scoring Skills	Won Pts	Total Atts	No Name
42	93	Total Team		25	101	Total Team
17	27	13 OSMOKROVIC Natasa	Spike	9	32	15 MARTINEZ Brayelin
13	28	15 STAROVIC Sanja		9	35	11 RODRIGUEZ Jeoselina
6	18	6 MAJSTOROVIC Jasna		3	5	2 MORENO Erasma
8	32	Total Team	Block	3	16	Total Team
3	3	14 RADZUWEIT Kathy		1	3	1 FERSOLA Marianne
2	4	15 STAROVIC Sanja		1	1	2 MORENO Erasma
1	7	5 KRSMANOVIC Natasa	1	4	5 CONSTANZO Deborah	
6	73	Total Team	Serve	3	40	Total Team
2	12	13 OSMOKROVIC Natasa		2	4	2 MORENO Erasma
1	9	6 MAJSTOROVIC Jasna		1	9	5 CONSTANZO Deborah
1	8	11 CELIK Pelin				
19		Total Team	Opp. error	7		Total Team
75	198	Total Team	Total	38	157	Total Team
19	40	13 OSMOKROVIC Natasa	Best Scorer	9	42	11 RODRIGUEZ Jeoselina

■ Starting line-up Pts = Points scored ☐nn = Captain
☐ Substitute Atts = Attempts L = Libero
Opp = Opponent



Best Scorers

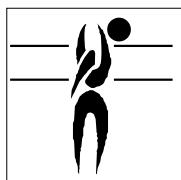
Rk	No	Name	Team	Spike	Block	Serve	Total
1	13	OSMOKROVIC Natasa	BAK	44	8	2	54
2	7	GLINKA Malgorzata	VB	46	1	5	52
3	1	MARRA Ivna	SOO	36	8	2	46
4	4	ALMEIDA Samara	SOO	38	5	2	45
4	15	STAROVIC Sanja	BAK	35	8	2	45
6	11	RODRIGUEZ Jeoselina	MIR	41	1	2	44
7	17	COSTA Juliana	SOO	37	3	1	41
8	13	FUERST Christiane	VB	24	9	6	39
8	9	MAMMADOVA Natalya	BAK	31	8	0	39
10	5	SILVA Adenzia	SOO	21	14	0	35
11	12	NIKOLIC Jelena	VB	24	3	4	31
12	5	KRSMANOVIC Natasa	BAK	18	8	2	28
13	15	MARTINEZ Brayelin Elizabeth	MIR	26	1	0	27
14	12	GOLUBOVIC Mira	BAK	20	3	3	26
14	11	CORREA Ana Beatriz	SOO	13	10	3	26
16	13	PENA ISABEL Yonkaira Paola	MIR	21	2	1	24
17	11	TOKSOY Bahar	VB	13	3	7	23
18	2	SONSIRMA Gozde	VB	11	3	2	16
19	1	FERSOLA Marianne	MIR	10	3	1	14
20	9	CEMBERCI Ozge	VB	2	5	5	12
20	2	MORENO Erasma	MIR	7	3	2	12
22	17	ZHUKOVA Iryna	BAK	5	3	2	10
23	5	CONSTANZO Deborah Angelica	MIR	1	4	4	9
24	6	MAJSTOROVIC Jasna	BAK	6	1	1	8
25	7	SOUZA Karine	SOO	3	2	2	7
26	8	SORIANO OLIVO Pamela Marie	MIR	5	0	0	5
27	10	ONAL Guldeniz	VB	2	0	2	4
28	10	RAMIREZ ESPINAL Yeniffer Cristina	MIR	2	0	1	3
28	14	RADZUWEIT Kathy	BAK	0	3	0	3
30	4	OZDEMIR Nilay	VB	1	1	0	2
30	13	PERIERA Heloiza	SOO	2	0	0	2
32	6	USTYMENKO Olena	VB	1	0	0	1
32	8	GURKAYNAK Ayse Melis	VB	1	0	0	1
32	1	RABADZHIEVA Dobriana	BAK	1	0	0	1
32	9	PAPINI Silvana	SOO	1	0	0	1
32	11	CELIK Pelin	BAK	0	0	1	1
37	1	GURSOYTRAK Songul	VB	0	0	0	0
37	3	GURESEN Gizem	VB	0	0	0	0
37	6	CASO SIERRA Carmen Rosa	MIR	0	0	0	0
37	9	TORIBIO DE LEON Celenia	MIR	0	0	0	0
37	12	JACKSON Francia	MIR	0	0	0	0
37	14	MOTA Erika	MIR	0	0	0	0
37	2	ALIYEVA Madina	BAK	0	0	0	0
37	8	POPOVIC Silvija	BAK	0	0	0	0
37	3	SOUZA Larissa	SOO	0	0	0	0
37	10	GOSLING Ana Maria	SOO	0	0	0	0
37	12	SILVA Leia	SOO	0	0	0	0
37	18	BRAIT Camila	SOO	0	0	0	0
Total tournament				549	123	65	737



Best Spikers

Limit: 15.00%

Rk	No	Name	Team	Spikes	Faults	Shots	Total Attempts	Succ. %
1	13	OSMOKROVIC Natasa	BAK	44	5	36	85	51.76
2	7	GLINKA Malgorzata	VBT	46	10	39	95	48.42
3	9	MAMMADOVA Natalya	BAK	31	6	34	71	43.66
4	11	RODRIGUEZ Jeoselina	MIR	41	10	50	101	40.59
5	12	NIKOLIC Jelena	VBT	24	10	28	62	38.71
6	1	MARRA Ivna	SOO	36	17	49	102	35.29
7	15	STAROVIC Sanja	BAK	35	10	58	103	33.98
8	13	PENA ISABEL Yonkaira Paola	MIR	21	9	34	64	32.81
9	17	COSTA Juliana	SOO	37	13	63	113	32.74
10	4	ALMEIDA Samara	SOO	38	14	66	118	32.20
Total Tournament				549	187	706	1.442	38.07




Best Blockers

Rk	No	Name	Team	Kill Blocks	Faults	Rebounds	Total Attempts	Avg. by set
1	5	SILVA Adenzia	SOO	14	-	19	33	1.17
2	13	FUERST Christiane	VBT	9	-	19	28	1.00
3	11	CORREA Ana Beatriz	SOO	10	-	26	36	0.83
4	1	MARRA Ivna	SOO	8	-	6	14	0.67
4	5	KRSMANOVIC Natasa	BAK	8	-	21	29	0.67
4	9	MAMMADOVA Natalya	BAK	8	-	13	21	0.67
4	13	OSMOKROVIC Natasa	BAK	8	-	5	13	0.67
4	15	STAROVIC Sanja	BAK	8	-	8	16	0.67
9	9	CEMBERCI Ozge	VBT	5	-	5	10	0.56
10	4	ALMEIDA Samara	SOO	5	-	12	17	0.42
Total Tournament				123	-	264	387	5.59



Best Servers

Rk	No	Name	Team	Aces	Faults	Serve Hits	Total Attempts	Avg. by set
1	11	TOKSOY Bahar	VBT	7	4	29	40	0.78
2	13	FUERST Christiane	VBT	6	3	29	38	0.67
3	7	GLINKA Malgorzata	VBT	5	2	24	31	0.56
4	9	CEMBERCI Ozge	VBT	5	4	19	28	0.56
5	12	NIKOLIC Jelena	VBT	4	1	20	25	0.44
6	5	CONSTANZO Deborah Angelica	MIR	4	4	34	42	0.36
7	12	GOLUBOVIC Mira	BAK	3	1	36	40	0.25
8	11	CORREA Ana Beatriz	SOO	3	5	34	42	0.25
9	10	ONAL Guldeniz	VBT	2	-	16	18	0.22
10	2	SONSIRMA Gozde	VBT	2	3	30	35	0.22
Total Tournament				65	79	795	939	2.95



Best Diggers

Rk	No	Name	Team	Digs	Faults	Receptions	Total Attempts	Avg. by set
1	6	CASO SIERRA Carmen Rosa	MIR	59	6	4	69	5.36
2	3	GURESEN Gizem	VBT	43	4	3	50	4.78
3	18	BRAIT Camila	SOO	52	11	10	73	4.33
4	8	POPOVIC Silvija	BAK	48	16	6	70	4.00
5	13	OSMOKROVIC Natasa	BAK	44	10	1	55	3.67
6	2	SONSIRMA Gozde	VBT	31	3	2	36	3.44
7	1	MARRA Ivna	SOO	36	6	7	49	3.00
8	4	ALMEIDA Samara	SOO	36	6	5	47	3.00
9	17	COSTA Juliana	SOO	33	6	3	42	2.75
10	7	GLINKA Malgorzata	VBT	22	2	-	24	2.44
Total Tournament				702	146	83	931	31.91



Best Setters


Rk	No	Name	Team	Running Sets	Faults	Still Sets	Total Attempts	Avg. by set
1	9	CEMBERCI Ozge	VBT	57	-	181	238	6.33
2	17	ZHUKOVA Iryna	BAK	58	-	250	308	4.83
3	7	SOUZA Karine	SOO	52	-	268	320	4.33
4	12	JACKSON Francia	MIR	16	-	160	176	1.45
5	9	TORIBIO DE LEON Celenia	MIR	7	-	94	101	0.64
6	10	GOSLING Ana Maria	SOO	3	-	26	29	0.25
7	4	OZDEMIR Nilay	VBT	1	-	7	8	0.11
-	1	GURSOYTRAK Songul	VBT	-	-	-	-	
-	1	FERSOLA Marianne	MIR	-	-	7	7	
-	1	RABADZHIEVA Dobriana	BAK	-	-	-	-	
Total Tournament				194	-	1.160	1.354	8.82



Best Receivers

Limit: 25.00%

Rk	No	Name	Team	Excellents	Faults	Serve Receptions	Total Attempts	Eff. %
1	13	OSMOKROVIC Natasa	BAK	75	3	24	102	70.59
2	6	CASO SIERRA Carmen Rosa	MIR	60	5	22	87	63.22
3	3	GURESEN Gizem	VBT	41	5	12	58	62.07
4	17	COSTA Juliana	SOO	53	6	22	81	58.02
5	4	ALMEIDA Samara	SOO	63	3	42	108	55.56
-	18	BRAIT Camila	SOO	34	3	13	50	
-	13	PENA ISABEL Yonkaira Paola	MIR	23	5	16	44	
-	8	POPOVIC Silvija	BAK	28	2	7	37	
-	11	RODRIGUEZ Jeoselina	MIR	17	2	12	31	
-	2	MORENO Erasma	MIR	13	4	13	30	
Total Tournament				508	55	241	804	56.34



Best Liberos

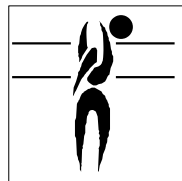
Rk	No	Name	Team	Excellents	Faults	In play	Total attempts	Avg. by set
1	6	CASO SIERRA Carmen Rosa	MIR	119	11	26	156	10.82
2	3	GURESEN Gizem	VBT	84	9	15	108	9.33
3	18	BRAIT Camila	SOO	86	14	23	123	7.17
4	8	POPOVIC Silvija	BAK	76	18	13	107	6.33



Best Spikers

Limit: 15.00%

Rk	Team	Spikes	Faults	Shots	Total Attempts	Succ. %
1	BAK Rabita Baku	160	29	181	370	43.24
2	VBT VakifBank TTelekom Istanbul	125	39	127	291	42.96
3	SOO Sollys Nestle Osasco	151	66	220	437	34.55
4	MIR Mirador Santo Domingo	113	53	178	344	32.85
Total Tournament		549	187	706	1.442	38.07




Best Blockers

Rk	Team	Kill Blocks	Faults	Rebounds	Total Attempts	Avg. by set
1	BAK Rabita Baku	42	-	85	127	3.50
1	SOO Sollys Nestle Osasco	42	-	84	126	3.50
3	VBT VakifBank TTelekom Istanbul	25	-	47	72	2.78
4	MIR Mirador Santo Domingo	14	-	48	62	1.27
Total Tournament		123	-	264	387	5.59



Best Servers

Rk	Team	Aces	Faults	Serve Hits	Total Attempts	Avg. by set
1	VBT VakifBank TTelekom Istanbul	31	18	173	222	3.44
2	BAK Rabita Baku	13	18	247	278	1.08
3	MIR Mirador Santo Domingo	11	19	161	191	1.00
4	SOO Sollys Nestle Osasco	10	24	214	248	0.83
Total Tournament		65	79	795	939	2.95



Best Diggers

Rk	Team	Digs	Faults	Receptions	Total Attempts	Avg. by set
1	VBT VakifBank TTelekom Istanbul	160	17	14	191	17.78
2	SOO Sollys Nestle Osasco	198	44	31	273	16.50
2	BAK Rabita Baku	198	44	15	257	16.50
4	MIR Mirador Santo Domingo	146	41	23	210	13.27
Total Tournament		702	146	83	931	31.91



Best Setters

Rk	Team	Running Sets	Faults	Still Sets	Total Attempts	Avg. by set
1	VBT VakifBank TTelekom Istanbul	58	-	219	277	6.44
2	BAK Rabita Baku	58	-	295	353	4.83
3	SOO Sollys Nestle Osasco	55	-	347	402	4.58
4	MIR Mirador Santo Domingo	23	-	299	322	2.09
Total Tournament		194	-	1.160	1.354	8.82



Best Receivers

Limit: 25.00%

Rk	Team	Excellents	Faults	Serve Receptions	Total Attempts	Eff. %
1	BAK Rabita Baku	123	9	49	181	62.98
2	VBT VakifBank TTelekom Istanbul	90	9	33	132	61.36
3	SOO Sollys Nestle Osasco	163	13	80	256	58.59
4	MIR Mirador Santo Domingo	132	24	79	235	45.96
Total Tournament		508	55	241	804	56.34