



# P-3 VOLLEYBALL • Match players ranking




FIVB Men's World Cup 2015  
Site A - 3rd Round

Match: 61 Date: 23.09.2015 Spectators: 5'800  
City: Tokyo  
Hall: Yoyogi National Stadium First Gymnasium  
Match duration: Start: 10:30 End: 12:43 Total: 2:13

Teams	Sets	1	2	3	4	5	Total
ITA	3	26	22	25	25		98
POL	1	24	25	22	19		90
Set duration		0:28	0:35	0:30	0:31		2:04




## ITA • Italy



**Spike**

Succ. %  
Limit: 15.00%

Rk	No	Name	Spikes	Faults	Shots	Total Attempts	Note
1	9	Zaytsev Ivan	17	2	6	25	68.00
2	5	Juantorena Osmany	21	4	6	31	67.74
3	10	Lanza Filippo	12	3	6	21	57.14
-	14	Piano Matteo	2	1	3	6	
-	11	Buti Simone	3	-	2	5	
-	6	Giannelli Simone	1	-	1	2	
-	3	Sottile Pasquale	-	-	-	-	
-	4	Vettori Luca	-	-	-	-	
-	7	Rossini Salvatore	-	-	-	-	
-	16	Antonov Oleg	-	-	-	-	
-	18	Sabbi Giulio	-	-	-	-	
-	19	Anzani Simone	-	-	-	-	
-	20	Colaci Massimo	-	-	-	-	
-	25	Massari Jacopo	-	-	-	-	
Others			-	-	-	-	
<b>Total Team</b>			56	10	24	90	62.22



**Block**

Avg. by set

Rk	No	Name	Kill Blocks	Faults	Rebounds	Total Attempts	Note
1	5	Juantorena Osmany	3	1	-	4	0.75
1	11	Buti Simone	3	4	6	13	0.75
1	14	Piano Matteo	3	6	4	13	0.75
4	6	Giannelli Simone	1	7	4	12	0.25
-	3	Sottile Pasquale	-	-	-	-	
-	4	Vettori Luca	-	-	-	-	
-	7	Rossini Salvatore	-	-	-	-	
-	16	Antonov Oleg	-	-	-	-	
-	18	Sabbi Giulio	-	-	-	-	
-	19	Anzani Simone	-	-	-	-	
-	20	Colaci Massimo	-	-	-	-	
-	25	Massari Jacopo	-	-	-	-	
-	10	Lanza Filippo	-	3	4	7	
-	9	Zaytsev Ivan	-	4	3	7	
Others			-	-	-	-	
<b>Total Team</b>			10	25	21	56	2.50





# P-3 VOLLEYBALL • Match players ranking




FIVB Men's World Cup 2015  
Site A - 3rd Round

Match: 61 Date: 23.09.2015 Spectators: 5'800  
City: Tokyo  
Hall: Yoyogi National Stadium First Gymnasium  
Match duration: Start: 10:30 End: 12:43 Total: 2:13

Teams	Sets	1	2	3	4	5	Total
ITA	3	26	22	25	25		98
POL	1	24	25	22	19		90
Set duration		0:28	0:35	0:30	0:31		2:04



## ITA • Italy



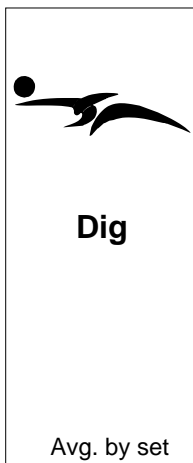
Serve

Avg. by set

Rk	No	Name	Aces	Faults	Serve Hits	Total Attempts	Note
1	6	Giannelli Simone	2	3	14	19	0.50
1	10	Lanza Filippo	2	4	11	17	0.50
3	5	Juantorena Osmany	1	1	13	15	0.25
3	9	Zaytsev Ivan	1	3	14	18	0.25
-	3	Sottile Pasquale	-	-	3	3	
-	7	Rossini Salvatore	-	-	-	-	
-	14	Piano Matteo	-	-	12	12	
-	16	Antonov Oleg	-	-	-	-	
-	18	Sabbi Giulio	-	-	-	-	
-	19	Anzani Simone	-	-	-	-	
-	20	Colaci Massimo	-	-	-	-	
-	25	Massari Jacopo	-	-	-	-	
-	4	Vettori Luca	-	1	2	3	
-	11	Buti Simone	-	4	6	10	
Others			-	-	-	-	
<b>Total Team</b>			6	16	75	97	1.50

Team

Opponent errors & Team faults	26	19		45	
-------------------------------	----	----	--	----	--



Dig

Avg. by set

Rk	No	Name	Digs	Faults	Receptions	Total Attempts	Note
1	20	Colaci Massimo	11	4	3	18	2.75
2	5	Juantorena Osmany	9	2	4	15	2.25
3	9	Zaytsev Ivan	3	2	5	10	0.75
3	10	Lanza Filippo	3	2	5	10	0.75
5	14	Piano Matteo	2	1	3	6	0.50
-	3	Sottile Pasquale	-	-	-	-	
-	7	Rossini Salvatore	-	-	-	-	
-	11	Buti Simone	-	-	5	5	
-	16	Antonov Oleg	-	-	-	-	
-	18	Sabbi Giulio	-	-	-	-	
-	19	Anzani Simone	-	-	-	-	
-	25	Massari Jacopo	-	-	-	-	
-	6	Giannelli Simone	-	1	3	4	
-	4	Vettori Luca	-	1	-	1	
Others			-	-	-	-	
<b>Total Team</b>			28	13	28	69	7.00






# P-3 VOLLEYBALL • Match players ranking



FIVB Men's World Cup 2015  
Site A - 3rd Round

Match: 61 Date: 23.09.2015 Spectators: 5'800  
City: Tokyo  
Hall: Yoyogi National Stadium First Gymnasium  
Match duration: Start: 10:30 End: 12:43 Total: 2:13


Teams	Sets	1	2	3	4	5	Total
ITA	3	26	22	25	25		98
POL	1	24	25	22	19		90
Set duration		0:28	0:35	0:30	0:31		2:04

**Set**

Avg. by set

Rk	No	Name	Running Sets	Faults	Still Sets	Total Attempts	Note
1	6	Giannelli Simone	32	-	40	72	8.00
-	3	Sottile Pasquale	-	-	-	-	
-	4	Vettori Luca	-	-	-	-	
-	5	Juantorena Osmany	-	-	6	6	
-	7	Rossini Salvatore	-	-	-	-	
-	9	Zaytsev Ivan	-	-	2	2	
-	10	Lanza Filippo	-	-	1	1	
-	11	Buti Simone	-	-	-	-	
-	14	Piano Matteo	-	-	2	2	
-	16	Antonov Oleg	-	-	-	-	
-	18	Sabbi Giulio	-	-	-	-	
-	19	Anzani Simone	-	-	-	-	
-	20	Colaci Massimo	-	-	2	2	
-	25	Massari Jacopo	-	-	-	-	
<b>Others</b>			-	-	-	-	
<b>Total Team</b>			32	-	53	85	8.00



**Reception**

Eff. %  
Limit: 25.00%

Rk	No	Name	Excellents	Faults	Serve Receptions	Total Attempts	Note
1	20	Colaci Massimo	10	1	11	22	40.91
2	5	Juantorena Osmany	6	2	11	19	21.05
3	10	Lanza Filippo	6	3	15	24	12.50
-	11	Buti Simone	-	-	1	1	
-	14	Piano Matteo	-	-	1	1	
-	3	Sottile Pasquale	-	-	-	-	
-	4	Vettori Luca	-	-	-	-	
-	6	Giannelli Simone	-	-	-	-	
-	7	Rossini Salvatore	-	-	-	-	
-	16	Antonov Oleg	-	-	-	-	
-	18	Sabbi Giulio	-	-	-	-	
-	19	Anzani Simone	-	-	-	-	
-	25	Massari Jacopo	-	-	-	-	
-	9	Zaytsev Ivan	-	1	1	2	
<b>Others</b>			-	-	-	-	
<b>Total Team</b>			22	7	40	69	21.74





# P-3 VOLLEYBALL • Match players ranking



FIVB Men's World Cup 2015  
Site A - 3rd Round

Match: 61 Date: 23.09.2015 Spectators: 5'800  
City: Tokyo  
Hall: Yoyogi National Stadium First Gymnasium  
Match duration: Start: 10:30 End: 12:43 Total: 2:13

Teams	Sets	1	2	3	4	5	Total
ITA	3	26	22	25	25		98
POL	1	24	25	22	19		90
Set duration		0:28	0:35	0:30	0:31		2:04



## POL • Poland



**Spike**

Succ. %  
Limit: 15.00%

Rk	No	Name	Spikes	Faults	Shots	Total Attempts	Note
1	6	Kurek Bartosz	19	9	9	37	51.35
2	13	Kubiak Michal	9	4	11	24	37.50
-	23	Bieniek Mateusz	6	3	2	11	
-	21	Buszek Rafal	5	-	5	10	
-	20	Mika Mateusz	6	1	1	8	
-	1	Nowakowski Piotr	4	-	3	7	
-	11	Drzyzga Fabian	1	1	-	2	
-	12	Lomacz Grzegorz	1	-	-	1	
-	3	Konarski Dawid	-	-	-	-	
-	7	Klos Karol	-	-	-	-	
-	15	Gacek Piotr	-	-	-	-	
-	17	Zatorski Pawel	-	-	-	-	
-	18	Mozdzonek Marcin	-	-	-	-	
-	25	Szalpuk Artur	-	-	-	-	
Others			-	-	-	-	
<b>Total Team</b>			51	18	31	100	51.00



**Block**

Avg. by set

Rk	No	Name	Kill Blocks	Faults	Rebounds	Total Attempts	Note
1	6	Kurek Bartosz	2	4	3	9	0.50
1	1	Nowakowski Piotr	2	5	3	10	0.50
1	13	Kubiak Michal	2	6	4	12	0.50
-	3	Konarski Dawid	-	-	-	-	
-	7	Klos Karol	-	-	-	-	
-	12	Lomacz Grzegorz	-	-	-	-	
-	15	Gacek Piotr	-	-	-	-	
-	17	Zatorski Pawel	-	-	-	-	
-	18	Mozdzonek Marcin	-	-	-	-	
-	25	Szalpuk Artur	-	-	-	-	
-	20	Mika Mateusz	-	1	2	3	
-	11	Drzyzga Fabian	-	2	2	4	
-	23	Bieniek Mateusz	-	6	5	11	
-	21	Buszek Rafal	-	5	4	9	
Others			-	-	-	-	
<b>Total Team</b>			6	29	23	58	1.50





# P-3 VOLLEYBALL • Match players ranking



FIVB Men's World Cup 2015  
Site A - 3rd Round

Match: 61 Date: 23.09.2015 Spectators: 5'800  
City: Tokyo  
Hall: Yoyogi National Stadium First Gymnasium  
Match duration: Start: 10:30 End: 12:43 Total: 2:13

Teams	Sets	1	2	3	4	5	Total
ITA	3	26	22	25	25		98
POL	1	24	25	22	19		90
Set duration		0:28	0:35	0:30	0:31		2:04



## POL • Poland



### Serve

Avg. by set

Rk	No	Name	Aces	Faults	Serve Hits	Total Attempts	Note
1	23	Bieniek Mateusz	6	5	11	22	1.50
2	1	Nowakowski Piotr	1	1	12	14	0.25
2	13	Kubiak Michal	1	2	11	14	0.25
2	21	Buszek Rafal	1	3	9	13	0.25
2	20	Mika Mateusz	1	1	2	4	0.25
-	3	Konarski Dawid	-	-	-	-	
-	7	Klos Karol	-	-	1	1	
-	12	Lomacz Grzegorz	-	-	1	1	
-	15	Gacek Piotr	-	-	-	-	
-	17	Zatorski Pawel	-	-	-	-	
-	18	Mozdzonek Marcin	-	-	-	-	
-	25	Szalpuk Artur	-	-	-	-	
-	6	Kurek Bartosz	-	4	9	13	
-	11	Drzyzga Fabian	-	3	6	9	
Others			-	-	-	-	
<b>Total Team</b>			10	19	62	91	2.50

### Team

Opponent errors & Team faults	23	9		32	
-------------------------------	----	---	--	----	--



### Dig

Avg. by set

Rk	No	Name	Digs	Faults	Receptions	Total Attempts	Note
1	13	Kubiak Michal	6	5	1	12	1.50
2	11	Drzyzga Fabian	5	2	4	11	1.25
3	17	Zatorski Pawel	4	1	2	7	1.00
3	6	Kurek Bartosz	4	4	3	11	1.00
5	20	Mika Mateusz	3	3	1	7	0.75
6	23	Bieniek Mateusz	1	-	2	3	0.25
6	21	Buszek Rafal	1	3	3	7	0.25
-	1	Nowakowski Piotr	-	-	-	-	
-	3	Konarski Dawid	-	-	-	-	
-	7	Klos Karol	-	-	-	-	
-	12	Lomacz Grzegorz	-	-	-	-	
-	15	Gacek Piotr	-	-	-	-	
-	18	Mozdzonek Marcin	-	-	-	-	
-	25	Szalpuk Artur	-	-	-	-	
Others			-	-	-	-	
<b>Total Team</b>			24	18	16	58	6.00





# P-3 VOLLEYBALL • Match players ranking



FIVB Men's World Cup 2015  
Site A - 3rd Round

Match: 61 Date: 23.09.2015 Spectators: 5'800  
City: Tokyo  
Hall: Yoyogi National Stadium First Gymnasium  
Match duration: Start: 10:30 End: 12:43 Total: 2:13

Teams	Sets	1	2	3	4	5	Total
ITA	3	26	22	25	25		98
POL	1	24	25	22	19		90
Set duration		0:28	0:35	0:30	0:31		2:04



## POL • Poland



**Set**

Avg. by set

Rk	No	Name	Running Sets	Faults	Still Sets	Total Attempts	Note
1	11	Drzyzga Fabian	29	-	45	74	7.25
2	12	Lomacz Grzegorz	4	-	4	8	1.00
3	13	Kubiak Michal	1	-	7	8	0.25
-	1	Nowakowski Piotr	-	-	2	2	
-	3	Konarski Dawid	-	-	-	-	
-	6	Kurek Bartosz	-	-	2	2	
-	7	Klos Karol	-	-	-	-	
-	15	Gacek Piotr	-	-	-	-	
-	17	Zatorski Pawel	-	-	1	1	
-	18	Mozdzonek Marcin	-	-	-	-	
-	20	Mika Mateusz	-	-	1	1	
-	21	Buszek Rafal	-	-	-	-	
-	23	Bieniek Mateusz	-	-	2	2	
-	25	Szalpuk Artur	-	-	-	-	
<b>Others</b>			-	-	-	-	
<b>Total Team</b>			34	-	64	98	8.50



**Reception**

Eff. %  
Limit: 25.00%

Rk	No	Name	Excellents	Faults	Serve Receptions	Total Attempts	Note
1	13	Kubiak Michal	22	1	11	34	61.76
2	17	Zatorski Pawel	10	1	13	24	37.50
-	21	Buszek Rafal	4	2	7	13	
-	20	Mika Mateusz	1	-	5	6	
-	6	Kurek Bartosz	-	-	2	2	
-	1	Nowakowski Piotr	-	-	-	-	
-	3	Konarski Dawid	-	-	-	-	
-	7	Klos Karol	-	-	-	-	
-	11	Drzyzga Fabian	-	-	-	-	
-	15	Gacek Piotr	-	-	-	-	
-	18	Mozdzonek Marcin	-	-	-	-	
-	23	Bieniek Mateusz	-	-	-	-	
-	25	Szalpuk Artur	-	-	-	-	
-	12	Lomacz Grzegorz	-	1	-	1	
<b>Others</b>			-	-	-	-	
<b>Total Team</b>			37	5	38	80	40.00

