



# P-3 VOLLEYBALL • Match players ranking



FIVB Men's World Cup 2015  
Site A - 3rd Round

Match: 51 Date: 21.09.2015 Spectators: 9'700  
City: Tokyo  
Hall: Yoyogi National Stadium First Gymnasium  
Match duration: Start: 17:10 End: 19:14 Total: 2:04

Teams	Sets	1	2	3	4	5	Total
USA	1	25	19	23	15		82
POL	3	17	25	25	25		92
Set duration		0:27	0:31	0:31	0:26		1:55



## USA • USA



**Spike**

Succ. %  
Limit: 15.00%

Rk	No	Name	Spikes	Faults	Shots	Total Attempts	Note
1	1	Anderson Matthew	10	6	4	20	50.00
2	2	Russell Aaron	11	4	11	26	42.31
3	3	Sander Taylor	10	4	10	24	41.67
-	4	Lee David	5	-	3	8	
-	17	Holt Maxwell	1	-	2	3	
-	20	Smith David	2	-	-	2	
-	11	Christenson Micah	1	-	-	1	
-	6	Lotman Paul	-	-	-	-	
-	7	Shoji Kawika	-	-	-	-	
-	9	Troy Murphy	-	-	-	-	
-	12	Holmes Russell	-	-	-	-	
-	16	Jablonsky Jayson	-	-	-	-	
-	21	Watten Dustin	-	-	-	-	
-	22	Shoji Erik	-	-	-	-	
Others			-	-	-	-	
<b>Total Team</b>			40	14	30	84	47.62



**Block**

Avg. by set

Rk	No	Name	Kill Blocks	Faults	Rebounds	Total Attempts	Note
1	4	Lee David	3	5	4	12	0.75
2	1	Anderson Matthew	2	-	4	6	0.50
2	17	Holt Maxwell	2	8	3	13	0.50
4	11	Christenson Micah	1	3	3	7	0.25
4	2	Russell Aaron	1	3	-	4	0.25
4	3	Sander Taylor	1	4	-	5	0.25
-	6	Lotman Paul	-	-	-	-	
-	7	Shoji Kawika	-	-	-	-	
-	9	Troy Murphy	-	-	-	-	
-	12	Holmes Russell	-	-	-	-	
-	16	Jablonsky Jayson	-	-	-	-	
-	21	Watten Dustin	-	-	-	-	
-	22	Shoji Erik	-	-	-	-	
-	20	Smith David	-	2	-	2	
Others			-	-	-	-	
<b>Total Team</b>			10	25	14	49	2.50





# P-3 VOLLEYBALL • Match players ranking




FIVB Men's World Cup 2015  
Site A - 3rd Round

Match: 51 Date: 21.09.2015 Spectators: 9'700  
City: Tokyo  
Hall: Yoyogi National Stadium First Gymnasium  
Match duration: Start: 17:10 End: 19:14 Total: 2:04

Teams	Sets	1	2	3	4	5	Total
USA	1	25	19	23	15		82
POL	3	17	25	25	25		92
Set duration		0:27	0:31	0:31	0:26		1:55



## USA • USA




**Serve**

Avg. by set

Rk	No	Name	Aces	Faults	Serve Hits	Total Attempts	Note
1	11	Christenson Micah	2	4	12	18	0.50
2	4	Lee David	1	2	12	15	0.25
-	6	Lotman Paul	-	-	-	-	
-	7	Shoji Kawika	-	-	-	-	
-	9	Troy Murphy	-	-	-	-	
-	12	Holmes Russell	-	-	-	-	
-	16	Jablonsky Jayson	-	-	-	-	
-	21	Watten Dustin	-	-	-	-	
-	22	Shoji Erik	-	-	-	-	
-	2	Russell Aaron	-	2	9	11	
-	1	Anderson Matthew	-	4	11	15	
-	17	Holt Maxwell	-	2	5	7	
-	3	Sander Taylor	-	5	10	15	
-	20	Smith David	-	1	1	2	
Others			-	-	-	-	
<b>Total Team</b>			3	20	60	83	0.75

**Team**

Opponent errors & Team faults	29	13		42	
-------------------------------	----	----	--	----	--



**Dig**

Avg. by set

Rk	No	Name	Digs	Faults	Receptions	Total Attempts	Note
1	22	Shoji Erik	7	-	4	11	1.75
2	2	Russell Aaron	3	2	4	9	0.75
2	1	Anderson Matthew	3	4	5	12	0.75
4	17	Holt Maxwell	2	-	-	2	0.50
5	11	Christenson Micah	1	1	6	8	0.25
5	3	Sander Taylor	1	3	2	6	0.25
-	4	Lee David	-	-	2	2	
-	6	Lotman Paul	-	-	2	2	
-	7	Shoji Kawika	-	-	-	-	
-	9	Troy Murphy	-	-	-	-	
-	12	Holmes Russell	-	-	-	-	
-	16	Jablonsky Jayson	-	-	-	-	
-	20	Smith David	-	-	-	-	
-	21	Watten Dustin	-	1	1	2	
Others			-	-	-	-	
<b>Total Team</b>			17	11	26	54	4.25





# P-3 VOLLEYBALL • Match players ranking



FIVB Men's World Cup 2015  
Site A - 3rd Round

**Match:** 51 **Date:** 21.09.2015 **Spectators:** 9'700  
**City:** Tokyo  
**Hall:** Yoyogi National Stadium First Gymnasium  
**Match duration:** **Start:** 17:10 **End:** 19:14 **Total:** 2:04

Teams	Sets	1	2	3	4	5	Total
<b>USA</b>	<b>1</b>	25	19	23	15		82
<b>POL</b>	<b>3</b>	17	25	25	25		92
<b>Set duration</b>		0:27	0:31	0:31	0:26		1:55



## USA • USA



**Set**

Avg. by set

Rk	No	Name	Running Sets	Faults	Still Sets	Total Attempts	Note
1	11	Christenson Micah	22	-	49	71	5.50
-	1	Anderson Matthew	-	-	5	5	
-	2	Russell Aaron	-	-	-	-	
-	3	Sander Taylor	-	-	-	-	
-	4	Lee David	-	-	-	-	
-	6	Lotman Paul	-	-	-	-	
-	7	Shoji Kawika	-	-	-	-	
-	9	Troy Murphy	-	-	-	-	
-	12	Holmes Russell	-	-	-	-	
-	16	Jablonsky Jayson	-	-	-	-	
-	17	Holt Maxwell	-	-	1	1	
-	20	Smith David	-	-	-	-	
-	21	Watten Dustin	-	-	-	-	
-	22	Shoji Erik	-	-	3	3	
<b>Others</b>			-	-	-	-	
<b>Total Team</b>			22	-	58	80	5.50



**Reception**

Eff. %  
Limit: 25.00%

Rk	No	Name	Excellents	Faults	Serve Receptions	Total Attempts	Note
1	2	Russell Aaron	6	3	10	19	15.79
2	3	Sander Taylor	8	4	20	32	12.50
-	22	Shoji Erik	8	2	7	17	
-	1	Anderson Matthew	-	-	1	1	
-	4	Lee David	-	-	1	1	
-	6	Lotman Paul	-	-	1	1	
-	20	Smith David	1	-	-	1	
-	7	Shoji Kawika	-	-	-	-	
-	9	Troy Murphy	-	-	-	-	
-	11	Christenson Micah	-	-	-	-	
-	12	Holmes Russell	-	-	-	-	
-	16	Jablonsky Jayson	-	-	-	-	
-	17	Holt Maxwell	-	-	-	-	
-	21	Watten Dustin	-	-	-	-	
<b>Others</b>			-	-	-	-	
<b>Total Team</b>			23	9	40	72	19.44





# P-3 VOLLEYBALL • Match players ranking



FIVB Men's World Cup 2015  
Site A - 3rd Round

Match: 51 Date: 21.09.2015 Spectators: 9'700  
City: Tokyo  
Hall: Yoyogi National Stadium First Gymnasium  
Match duration: Start: 17:10 End: 19:14 Total: 2:04

Teams	Sets	1	2	3	4	5	Total
USA	1	25	19	23	15		82
POL	3	17	25	25	25		92
Set duration		0:27	0:31	0:31	0:26		1:55




POL • Poland



**Spike**

Succ. %  
Limit: 15.00%

Rk	No	Name	Spikes	Faults	Shots	Total Attempts	Note
1	13	Kubiak Michal	11	3	3	17	64.71
2	20	Mika Mateusz	8	4	2	14	57.14
3	6	Kurek Bartosz	13	6	9	28	46.43
-	1	Nowakowski Piotr	7	-	4	11	
-	23	Bieniek Mateusz	4	1	-	5	
-	21	Buszek Rafal	1	1	2	4	
-	11	Drzyzga Fabian	-	-	3	3	
-	12	Lomacz Grzegorz	-	-	1	1	
-	3	Konarski Dawid	-	1	-	1	
-	7	Klos Karol	-	-	-	-	
-	15	Gacek Piotr	-	-	-	-	
-	17	Zatorski Pawel	-	-	-	-	
-	18	Mozdzonek Marcin	-	-	-	-	
-	25	Szalpuk Artur	-	-	-	-	
Others			-	-	-	-	
<b>Total Team</b>			44	16	24	84	52.38



**Block**

Avg. by set

Rk	No	Name	Kill Blocks	Faults	Rebounds	Total Attempts	Note
1	1	Nowakowski Piotr	2	-	5	7	0.50
1	13	Kubiak Michal	2	-	2	4	0.50
1	20	Mika Mateusz	2	1	2	5	0.50
4	6	Kurek Bartosz	1	2	2	5	0.25
4	23	Bieniek Mateusz	1	6	5	12	0.25
-	7	Klos Karol	-	-	-	-	
-	12	Lomacz Grzegorz	-	-	-	-	
-	15	Gacek Piotr	-	-	-	-	
-	17	Zatorski Pawel	-	-	-	-	
-	25	Szalpuk Artur	-	-	-	-	
-	11	Drzyzga Fabian	-	1	6	7	
-	3	Konarski Dawid	-	1	-	1	
-	18	Mozdzonek Marcin	-	1	-	1	
-	21	Buszek Rafal	-	2	-	2	
Others			-	-	-	-	
<b>Total Team</b>			8	14	22	44	2.00





# P-3 VOLLEYBALL • Match players ranking




FIVB Men's World Cup 2015  
Site A - 3rd Round

Match: 51 Date: 21.09.2015 Spectators: 9'700  
City: Tokyo  
Hall: Yoyogi National Stadium First Gymnasium  
Match duration: Start: 17:10 End: 19:14 Total: 2:04

Teams	Sets	1	2	3	4	5	Total
USA	1	25	19	23	15		82
POL	3	17	25	25	25		92
Set duration		0:27	0:31	0:31	0:26		1:55



## POL • Poland




**Serve**

Avg. by set

Rk	No	Name	Aces	Faults	Serve Hits	Total Attempts	Note
1	13	Kubiak Michal	4	-	13	17	1.00
1	23	Bieniek Mateusz	4	5	8	17	1.00
3	11	Drzyzga Fabian	1	2	11	14	0.25
-	3	Konarski Dawid	-	-	-	-	
-	7	Klos Karol	-	-	-	-	
-	12	Lomacz Grzegorz	-	-	-	-	
-	15	Gacek Piotr	-	-	-	-	
-	17	Zatorski Pawel	-	-	-	-	
-	18	Mozdzonek Marcin	-	-	1	1	
-	25	Szalpuk Artur	-	-	-	-	
-	20	Mika Mateusz	-	2	12	14	
-	21	Buszek Rafal	-	1	4	5	
-	1	Nowakowski Piotr	-	3	7	10	
-	6	Kurek Bartosz	-	6	7	13	
Others			-	-	-	-	
<b>Total Team</b>			9	19	63	91	2.25

### Team

Opponent errors & Team faults	31	8		39	
-------------------------------	----	---	--	----	--



**Dig**

Avg. by set

Rk	No	Name	Digs	Faults	Receptions	Total Attempts	Note
1	17	Zatorski Pawel	12	6	6	24	3.00
2	6	Kurek Bartosz	4	-	1	5	1.00
3	13	Kubiak Michal	2	3	7	12	0.50
4	11	Drzyzga Fabian	1	5	3	9	0.25
4	21	Buszek Rafal	1	3	-	4	0.25
-	1	Nowakowski Piotr	-	-	1	1	
-	3	Konarski Dawid	-	-	-	-	
-	7	Klos Karol	-	-	-	-	
-	12	Lomacz Grzegorz	-	-	-	-	
-	15	Gacek Piotr	-	-	-	-	
-	18	Mozdzonek Marcin	-	-	-	-	
-	23	Bieniek Mateusz	-	-	2	2	
-	25	Szalpuk Artur	-	-	-	-	
-	20	Mika Mateusz	-	4	5	9	
Others			-	-	-	-	
<b>Total Team</b>			20	21	25	66	5.00





# P-3 VOLLEYBALL • Match players ranking




FIVB Men's World Cup 2015  
Site A - 3rd Round

**Match:** 51 **Date:** 21.09.2015 **Spectators:** 9'700  
**City:** Tokyo  
**Hall:** Yoyogi National Stadium First Gymnasium  
**Match duration:** **Start:** 17:10 **End:** 19:14 **Total:** 2:04

Teams	Sets	1	2	3	4	5	Total
USA	1	25	19	23	15		82
POL	3	17	25	25	25		92
Set duration		0:27	0:31	0:31	0:26		1:55




## POL • Poland



**Set**

Avg. by set

Rk	No	Name	Running Sets	Faults	Still Sets	Total Attempts	Note
1	11	Drzyzga Fabian	18	1	47	66	4.50
-	1	Nowakowski Piotr	-	-	2	2	
-	3	Konarski Dawid	-	-	-	-	
-	6	Kurek Bartosz	-	-	-	-	
-	7	Klos Karol	-	-	-	-	
-	12	Lomacz Grzegorz	-	-	2	2	
-	13	Kubiak Michal	-	-	4	4	
-	15	Gacek Piotr	-	-	-	-	
-	17	Zatorski Pawel	-	-	3	3	
-	18	Mozdzonek Marcin	-	-	-	-	
-	20	Mika Mateusz	-	-	-	-	
-	23	Bieniek Mateusz	-	-	2	2	
-	25	Szalpuk Artur	-	-	-	-	
-	21	Buszek Rafal	-	1	-	1	
Others			-	-	-	-	
<b>Total Team</b>			18	2	60	80	4.50



**Reception**

Eff. %  
Limit: 25.00%

Rk	No	Name	Excellents	Faults	Serve Receptions	Total Attempts	Note
1	17	Zatorski Pawel	13	-	4	17	76.47
2	13	Kubiak Michal	8	1	15	24	29.17
3	20	Mika Mateusz	5	1	10	16	25.00
-	21	Buszek Rafal	2	-	3	5	
-	1	Nowakowski Piotr	-	-	-	-	
-	3	Konarski Dawid	-	-	-	-	
-	6	Kurek Bartosz	-	-	-	-	
-	7	Klos Karol	-	-	-	-	
-	11	Drzyzga Fabian	-	-	-	-	
-	12	Lomacz Grzegorz	-	-	-	-	
-	15	Gacek Piotr	-	-	-	-	
-	18	Mozdzonek Marcin	-	-	-	-	
-	23	Bieniek Mateusz	-	-	-	-	
-	25	Szalpuk Artur	-	-	-	-	
Others			-	-	-	-	
<b>Total Team</b>			28	2	32	62	41.94

