



P-3 VOLLEYBALL • Match players ranking



FIVB Men's World Cup 2015
Site B - 2nd Round

Match: 48 **Date:** 18.09.2015 **Spectators:** 1'930
City: Toyama
Hall: Toyama City Gymnasium
Match duration: **Start:** 19:10 **End:** 20:30 **Total:** 1:20

Teams	Sets	1	2	3	4	5	Total
AUS	0	15	22	17			54
POL	3	25	25	25			75
Set duration		0:23	0:27	0:24			1:14



AUS • Australia



Spike

Succ. %
Limit: 15.00%

Rk	No	Name	Spikes	Faults	Shots	Total Attempts	Note
1	6	Edgar Thomas	16	5	10	31	51.61
-	16	Richards Jordan	3	1	4	8	
-	12	Mote Nehemiah	3	1	3	7	
-	9	Staples Max	2	-	3	5	
-	13	Walker Samuel	2	1	1	4	
-	15	Douglas-Powell Thomas Ewen	1	1	1	3	
-	5	Passier Travis	-	1	1	2	
-	14	Sukochev Grigory	1	-	-	1	
-	2	Guymer Jacob Ross	-	-	-	-	
-	7	Peacock Harrison	-	-	-	-	
-	8	Borgeaud Jacques	-	-	-	-	
-	11	Perry Luke	-	-	-	-	
-	17	Carroll Paul	-	-	-	-	
-	19	Hodges Thomas	-	-	-	-	
Others			-	-	-	-	
Total Team			28	10	23	61	45.90



Block

Avg. by set

Rk	No	Name	Kill Blocks	Faults	Rebounds	Total Attempts	Note
1	12	Mote Nehemiah	2	3	3	8	0.67
1	16	Richards Jordan	2	3	-	5	0.67
3	9	Staples Max	1	-	1	2	0.33
3	13	Walker Samuel	1	-	1	2	0.33
3	6	Edgar Thomas	1	2	6	9	0.33
-	2	Guymer Jacob Ross	-	-	-	-	
-	7	Peacock Harrison	-	-	-	-	
-	8	Borgeaud Jacques	-	-	-	-	
-	11	Perry Luke	-	-	-	-	
-	14	Sukochev Grigory	-	-	1	1	
-	17	Carroll Paul	-	-	-	-	
-	19	Hodges Thomas	-	1	1	2	
-	5	Passier Travis	-	4	2	6	
-	15	Douglas-Powell Thomas Ewen	-	1	-	1	
Others			-	-	-	-	
Total Team			7	14	15	36	2.33





P-3 VOLLEYBALL • Match players ranking



FIVB Men's World Cup 2015
Site B - 2nd Round


Match: 48 Date: 18.09.2015 Spectators: 1'930
City: Toyama
Hall: Toyama City Gymnasium
Match duration: Start: 19:10 End: 20:30 Total: 1:20

Teams	Sets	1	2	3	4	5	Total
AUS	0	15	22	17			54
POL	3	25	25	25			75
Set duration		0:23	0:27	0:24			1:14



AUS • Australia

Rk	No	Name	Aces	Faults	Serve Hits	Total Attempts	Note
-	2	Guymer Jacob Ross	-	-	-	-	
-	5	Passier Travis	-	-	11	11	
-	7	Peacock Harrison	-	-	-	-	
-	8	Borgeaud Jacques	-	-	-	-	
-	11	Perry Luke	-	-	-	-	
-	12	Mote Nehemiah	-	-	8	8	
-	13	Walker Samuel	-	-	5	5	
-	14	Sukochev Grigory	-	-	10	10	
-	19	Hodges Thomas	-	-	-	-	
-	9	Staples Max	-	1	3	4	
-	6	Edgar Thomas	-	2	5	7	
-	16	Richards Jordan	-	3	4	7	
-	15	Douglas-Powell Thomas Ewen	-	1	1	2	
-	17	Carroll Paul	-	1	-	1	
Others			-	-	-	-	
Total Team			-	8	47	55	




Serve

Avg. by set

Team	Opponent errors & Team faults	Aces	Faults	Total Attempts
		19	11	30

Rk	No	Name	Digs	Faults	Receptions	Total Attempts	Note
1	11	Perry Luke	6	9	4	19	2.00
2	6	Edgar Thomas	2	1	3	6	0.67
3	14	Sukochev Grigory	1	1	1	3	0.33
3	13	Walker Samuel	1	2	1	4	0.33
-	2	Guymer Jacob Ross	-	-	-	-	
-	7	Peacock Harrison	-	-	-	-	
-	8	Borgeaud Jacques	-	-	-	-	
-	12	Mote Nehemiah	-	-	1	1	
-	15	Douglas-Powell Thomas Ewen	-	-	3	3	
-	17	Carroll Paul	-	-	-	-	
-	19	Hodges Thomas	-	-	-	-	
-	9	Staples Max	-	2	2	4	
-	16	Richards Jordan	-	5	1	6	
-	5	Passier Travis	-	1	-	1	
Others			-	-	-	-	
Total Team			10	21	16	47	3.33



Dig

Avg. by set





P-3 VOLLEYBALL • Match players ranking



FIVB Men's World Cup 2015
Site B - 2nd Round

Match: 48 **Date:** 18.09.2015 **Spectators:** 1'930
City: Toyama
Hall: Toyama City Gymnasium
Match duration: **Start:** 19:10 **End:** 20:30 **Total:** 1:20

Teams	Sets	1	2	3	4	5	Total
AUS	0	15	22	17			54
POL	3	25	25	25			75
Set duration		0:23	0:27	0:24			1:14


AUS • Australia



Set

Avg. by set

Rk	No	Name	Running Sets	Faults	Still Sets	Total Attempts	Note
1	14	Sukochev Grigory	22	-	23	45	7.33
-	2	Guymer Jacob Ross	-	-	-	-	
-	5	Passier Travis	-	-	1	1	
-	6	Edgar Thomas	-	-	1	1	
-	7	Peacock Harrison	-	-	-	-	
-	8	Borgeaud Jacques	-	-	-	-	
-	9	Staples Max	-	-	-	-	
-	11	Perry Luke	-	-	7	7	
-	12	Mote Nehemiah	-	-	1	1	
-	13	Walker Samuel	-	-	-	-	
-	15	Douglas-Powell Thomas Ewen	-	-	1	1	
-	16	Richards Jordan	-	-	-	-	
-	17	Carroll Paul	-	-	-	-	
-	19	Hodges Thomas	-	-	-	-	
Others			-	-	-	-	
Total Team			22	-	34	56	7.33



Reception

Eff. %
Limit: 25.00%

Rk	No	Name	Excellents	Faults	Serve Receptions	Total Attempts	Note
1	13	Walker Samuel	7	3	8	18	22.22
-	9	Staples Max	5	1	8	14	
-	11	Perry Luke	9	1	3	13	
-	2	Guymer Jacob Ross	-	-	-	-	
-	5	Passier Travis	-	-	-	-	
-	6	Edgar Thomas	-	-	-	-	
-	7	Peacock Harrison	-	-	-	-	
-	8	Borgeaud Jacques	-	-	-	-	
-	12	Mote Nehemiah	-	-	-	-	
-	14	Sukochev Grigory	-	-	-	-	
-	17	Carroll Paul	-	-	-	-	
-	19	Hodges Thomas	-	-	-	-	
-	16	Richards Jordan	1	3	6	10	
-	15	Douglas-Powell Thomas Ewen	1	3	2	6	
Others			-	-	-	-	
Total Team			23	11	27	61	19.67





P-3 VOLLEYBALL • Match players ranking



FIVB Men's World Cup 2015
Site B - 2nd Round

Match: 48 Date: 18.09.2015 Spectators: 1'930
City: Toyama
Hall: Toyama City Gymnasium
Match duration: Start: 19:10 End: 20:30 Total: 1:20

Teams	Sets	1	2	3	4	5	Total
AUS	0	15	22	17			54
POL	3	25	25	25			75
Set duration		0:23	0:27	0:24			1:14




POL • Poland



Spike

Succ. %
Limit: 15.00%

Rk	No	Name	Spikes	Faults	Shots	Total Attempts	Note
1	21	Buszek Rafal	11	3	2	16	68.75
2	6	Kurek Bartosz	13	4	2	19	68.42
-	23	Bieniek Mateusz	6	-	3	9	
-	13	Kubiak Michal	5	1	3	9	
-	3	Konarski Dawid	2	3	2	7	
-	1	Nowakowski Piotr	2	1	2	5	
-	25	Szalpuk Artur	1	-	1	2	
-	7	Klos Karol	1	-	-	1	
-	18	Mozdzonek Marcin	-	1	-	1	
-	11	Drzyzga Fabian	-	-	-	-	
-	12	Lomacz Grzegorz	-	-	-	-	
-	15	Gacek Piotr	-	-	-	-	
-	17	Zatorski Pawel	-	-	-	-	
-	20	Mika Mateusz	-	-	-	-	
Others			-	-	-	-	
Total Team			41	13	15	69	59.42



Block

Avg. by set

Rk	No	Name	Kill Blocks	Faults	Rebounds	Total Attempts	Note
1	6	Kurek Bartosz	3	3	-	6	1.00
2	1	Nowakowski Piotr	2	2	-	4	0.67
3	23	Bieniek Mateusz	1	4	2	7	0.33
-	3	Konarski Dawid	-	-	-	-	
-	7	Klos Karol	-	-	-	-	
-	12	Lomacz Grzegorz	-	-	1	1	
-	15	Gacek Piotr	-	-	-	-	
-	17	Zatorski Pawel	-	-	-	-	
-	20	Mika Mateusz	-	-	-	-	
-	21	Buszek Rafal	-	-	-	-	
-	13	Kubiak Michal	-	2	4	6	
-	18	Mozdzonek Marcin	-	1	2	3	
-	11	Drzyzga Fabian	-	1	-	1	
-	25	Szalpuk Artur	-	1	-	1	
Others			-	-	-	-	
Total Team			6	14	9	29	2.00





P-3 VOLLEYBALL • Match players ranking



FIVB Men's World Cup 2015
Site B - 2nd Round

Match: 48 Date: 18.09.2015 Spectators: 1'930
City: Toyama
Hall: Toyama City Gymnasium
Match duration: Start: 19:10 End: 20:30 Total: 1:20

Teams	Sets	1	2	3	4	5	Total
AUS	0	15	22	17			54
POL	3	25	25	25			75
Set duration		0:23	0:27	0:24			1:14



POL • Poland



Serve

Avg. by set

Rk	No	Name	Aces	Faults	Serve Hits	Total Attempts	Note
1	6	Kurek Bartosz	5	2	8	15	1.67
2	11	Drzyzga Fabian	3	1	4	8	1.00
2	23	Bieniek Mateusz	3	2	8	13	1.00
4	21	Buszek Rafal	2	1	10	13	0.67
-	3	Konarski Dawid	-	-	3	3	
-	12	Lomacz Grzegorz	-	-	3	3	
-	15	Gacek Piotr	-	-	-	-	
-	17	Zatorski Pawel	-	-	-	-	
-	18	Mozdzonek Marcin	-	-	3	3	
-	20	Mika Mateusz	-	-	-	-	
-	25	Szalpuk Artur	-	-	1	1	
-	1	Nowakowski Piotr	-	1	4	5	
-	13	Kubiak Michal	-	2	5	7	
-	7	Klos Karol	-	1	1	2	
Others			-	-	-	-	
Total Team			13	10	50	73	4.33

Team

Opponent errors & Team faults	15	8		23	
-------------------------------	----	---	--	----	--



Dig

Avg. by set

Rk	No	Name	Digs	Faults	Receptions	Total Attempts	Note
1	17	Zatorski Pawel	5	-	3	8	1.67
2	21	Buszek Rafal	4	-	2	6	1.33
3	13	Kubiak Michal	3	2	3	8	1.00
4	23	Bieniek Mateusz	1	-	3	4	0.33
4	6	Kurek Bartosz	1	1	1	3	0.33
-	1	Nowakowski Piotr	-	-	1	1	
-	3	Konarski Dawid	-	-	-	-	
-	7	Klos Karol	-	-	-	-	
-	15	Gacek Piotr	-	-	1	1	
-	18	Mozdzonek Marcin	-	-	-	-	
-	20	Mika Mateusz	-	-	-	-	
-	25	Szalpuk Artur	-	-	1	1	
-	12	Lomacz Grzegorz	-	1	2	3	
-	11	Drzyzga Fabian	-	2	1	3	
Others			-	-	-	-	
Total Team			14	6	18	38	4.67





P-3 VOLLEYBALL • Match players ranking



FIVB Men's World Cup 2015
Site B - 2nd Round

Match: 48 **Date:** 18.09.2015 **Spectators:** 1'930
City: Toyama
Hall: Toyama City Gymnasium
Match duration: **Start:** 19:10 **End:** 20:30 **Total:** 1:20

Teams	Sets	1	2	3	4	5	Total
AUS	0	15	22	17			54
POL	3	25	25	25			75
Set duration		0:23	0:27	0:24			1:14



POL • Poland



Set

Avg. by set

Rk	No	Name	Running Sets	Faults	Still Sets	Total Attempts	Note
1	11	Drzyzga Fabian	16	1	22	39	5.33
2	12	Lomacz Grzegorz	11	-	12	23	3.67
-	1	Nowakowski Piotr	-	-	1	1	
-	3	Konarski Dawid	-	-	-	-	
-	6	Kurek Bartosz	-	-	1	1	
-	7	Klos Karol	-	-	-	-	
-	13	Kubiak Michal	-	-	1	1	
-	15	Gacek Piotr	-	-	-	-	
-	17	Zatorski Pawel	-	-	2	2	
-	20	Mika Mateusz	-	-	-	-	
-	21	Buszek Rafal	-	-	-	-	
-	23	Bieniek Mateusz	-	-	-	-	
-	25	Szalpuk Artur	-	-	-	-	
-	18	Mozdzonek Marcin	-	1	-	1	
Others			-	-	-	-	
Total Team			27	2	39	68	9.00



Reception

Eff. %
Limit: 25.00%

Rk	No	Name	Excellents	Faults	Serve Receptions	Total Attempts	Note
1	21	Buszek Rafal	15	1	2	18	77.78
2	13	Kubiak Michal	13	-	5	18	72.22
-	17	Zatorski Pawel	4	-	3	7	
-	25	Szalpuk Artur	3	-	2	5	
-	1	Nowakowski Piotr	-	-	-	-	
-	3	Konarski Dawid	-	-	-	-	
-	6	Kurek Bartosz	-	-	-	-	
-	7	Klos Karol	-	-	-	-	
-	11	Drzyzga Fabian	-	-	-	-	
-	12	Lomacz Grzegorz	-	-	-	-	
-	15	Gacek Piotr	-	-	-	-	
-	18	Mozdzonek Marcin	-	-	-	-	
-	20	Mika Mateusz	-	-	-	-	
-	23	Bieniek Mateusz	-	-	-	-	
Others			-	-	-	-	
Total Team			35	1	12	48	70.83

