



P-3 VOLLEYBALL • Match players ranking



FIVB Men's World Cup 2015
Site B - 2nd Round

Match: 36 **Date:** 16.09.2015 **Spectators:** 1'950
City: Toyama
Hall: Toyama City Gymnasium
Match duration: **Start:** 19:10 **End:** 20:33 **Total:** 1:23

Teams	Sets	1	2	3	4	5	Total
AUS	0	24	16	18			58
RUS	3	26	25	25			76
Set duration		0:28	0:25	0:24			1:17




AUS • Australia



Spike

Succ. %
Limit: 15.00%

Rk	No	Name	Spikes	Faults	Shots	Total Attempts	Note
1	9	Staples Max	5	1	4	10	50.00
2	6	Edgar Thomas	9	7	7	23	39.13
3	13	Walker Samuel	5	1	7	13	38.46
-	12	Mote Nehemiah	5	-	2	7	
-	17	Carroll Paul	1	1	3	5	
-	15	Douglas-Powell Thomas Ewen	3	-	1	4	
-	5	Passier Travis	2	1	-	3	
-	7	Peacock Harrison	-	1	-	1	
-	8	Borgeaud Jacques	-	-	-	-	
-	11	Perry Luke	-	-	-	-	
-	14	Sukochev Grigory	-	-	-	-	
-	16	Richards Jordan	-	-	-	-	
-	19	Hodges Thomas	-	-	-	-	
Others			-	-	-	-	
Total Team			30	12	24	66	45.45



Block

Avg. by set

Rk	No	Name	Kill Blocks	Faults	Rebounds	Total Attempts	Note
1	5	Passier Travis	2	6	-	8	0.67
2	13	Walker Samuel	1	2	2	5	0.33
2	9	Staples Max	1	2	-	3	0.33
2	12	Mote Nehemiah	1	3	-	4	0.33
-	8	Borgeaud Jacques	-	-	-	-	
-	11	Perry Luke	-	-	-	-	
-	14	Sukochev Grigory	-	-	-	-	
-	15	Douglas-Powell Thomas Ewen	-	-	-	-	
-	16	Richards Jordan	-	-	-	-	
-	19	Hodges Thomas	-	-	-	-	
-	6	Edgar Thomas	-	1	3	4	
-	7	Peacock Harrison	-	2	2	4	
-	17	Carroll Paul	-	3	1	4	
Others			-	-	-	-	
Total Team			5	19	8	32	1.67





P-3 VOLLEYBALL • Match players ranking



FIVB Men's World Cup 2015
Site B - 2nd Round


Match: 36 **Date:** 16.09.2015 **Spectators:** 1'950
City: Toyama
Hall: Toyama City Gymnasium
Match duration: **Start:** 19:10 **End:** 20:33 **Total:** 1:23

Teams	Sets	1	2	3	4	5	Total
AUS	0	24	16	18			58
RUS	3	26	25	25			76
Set duration		0:28	0:25	0:24			1:17



AUS • Australia

Rk	No	Name	Aces	Faults	Serve Hits	Total Attempts	Note
1	9	Staples Max	1	-	7	8	0.33
1	13	Walker Samuel	1	2	14	17	0.33
1	6	Edgar Thomas	1	2	4	7	0.33
-	8	Borgeaud Jacques	-	-	-	-	
-	11	Perry Luke	-	-	-	-	
-	12	Mote Nehemiah	-	-	8	8	
-	14	Sukochev Grigory	-	-	-	-	
-	15	Douglas-Powell Thomas Ewen	-	-	1	1	
-	16	Richards Jordan	-	-	-	-	
-	19	Hodges Thomas	-	-	-	-	
-	7	Peacock Harrison	-	3	7	10	
-	5	Passier Travis	-	2	4	6	
-	17	Carroll Paul	-	1	1	2	
Others			-	-	-	-	
Total Team			3	10	46	59	1.00




Serve

Avg. by set

Team	Opponent errors & Team faults	Aces	Faults	Total Attempts
		20	14	34

Rk	No	Name	Digs	Faults	Receptions	Total Attempts	Note
1	8	Borgeaud Jacques	4	2	3	9	1.33
2	9	Staples Max	2	1	4	7	0.67
2	13	Walker Samuel	2	1	1	4	0.67
2	7	Peacock Harrison	2	2	2	6	0.67
5	12	Mote Nehemiah	1	-	-	1	0.33
5	11	Perry Luke	1	4	2	7	0.33
-	14	Sukochev Grigory	-	-	1	1	
-	15	Douglas-Powell Thomas Ewen	-	-	-	-	
-	16	Richards Jordan	-	-	-	-	
-	17	Carroll Paul	-	-	-	-	
-	19	Hodges Thomas	-	-	-	-	
-	6	Edgar Thomas	-	1	4	5	
-	5	Passier Travis	-	1	-	1	
Others			-	-	-	-	
Total Team			12	12	17	41	4.00



Dig

Avg. by set





P-3 VOLLEYBALL • Match players ranking



FIVB Men's World Cup 2015
Site B - 2nd Round

Match: 36 Date: 16.09.2015 Spectators: 1'950
City: Toyama
Hall: Toyama City Gymnasium
Match duration: Start: 19:10 End: 20:33 Total: 1:23

Teams	Sets	1	2	3	4	5	Total
AUS	0	24	16	18			58
RUS	3	26	25	25			76
Set duration		0:28	0:25	0:24			1:17



AUS • Australia



Set

Avg. by set

Rk	No	Name	Running Sets	Faults	Still Sets	Total Attempts	Note
1	7	Peacock Harrison	19	1	23	43	6.33
2	14	Sukochev Grigory	7	-	1	8	2.33
-	5	Passier Travis	-	-	-	-	
-	6	Edgar Thomas	-	-	-	-	
-	8	Borgeaud Jacques	-	-	3	3	
-	9	Staples Max	-	-	2	2	
-	11	Perry Luke	-	-	6	6	
-	12	Mote Nehemiah	-	-	-	-	
-	13	Walker Samuel	-	-	1	1	
-	15	Douglas-Powell Thomas Ewen	-	-	-	-	
-	16	Richards Jordan	-	-	-	-	
-	17	Carroll Paul	-	-	-	-	
-	19	Hodges Thomas	-	-	-	-	
Others			-	-	-	-	
Total Team			26	1	36	63	8.67



Reception

Eff. %
Limit: 25.00%

Rk	No	Name	Excellents	Faults	Serve Receptions	Total Attempts	Note
1	13	Walker Samuel	8	3	11	22	22.73
2	9	Staples Max	7	4	10	21	14.29
-	11	Perry Luke	6	1	8	15	
-	15	Douglas-Powell Thomas Ewen	3	-	-	3	
-	5	Passier Travis	-	-	-	-	
-	6	Edgar Thomas	-	-	-	-	
-	7	Peacock Harrison	-	-	-	-	
-	8	Borgeaud Jacques	-	-	-	-	
-	12	Mote Nehemiah	-	-	-	-	
-	14	Sukochev Grigory	-	-	-	-	
-	16	Richards Jordan	-	-	-	-	
-	17	Carroll Paul	-	-	-	-	
-	19	Hodges Thomas	-	-	-	-	
Others			-	-	-	-	
Total Team			24	8	29	61	26.23





P-3 VOLLEYBALL • Match players ranking



FIVB Men's World Cup 2015
Site B - 2nd Round

Match: 36 Date: 16.09.2015 Spectators: 1'950
City: Toyama
Hall: Toyama City Gymnasium
Match duration: Start: 19:10 End: 20:33 Total: 1:23

Teams	Sets	1	2	3	4	5	Total
AUS	0	24	16	18			58
RUS	3	26	25	25			76
Set duration		0:28	0:25	0:24			1:17




RUS • Russia



Spike

Succ. %
Limit: 15.00%

Rk	No	Name	Spikes	Faults	Shots	Total Attempts	Note
1	17	Mikhaylov Maxim	11	-	5	16	68.75
2	13	Muserskiy Dmitriy	9	2	13	24	37.50
-	8	Tetyukhin Sergey	4	1	2	7	
-	4	Volvich Artem	4	1	1	6	
-	20	Kurkaev Ilyas	4	-	-	4	
-	11	Vlasov Iliia	1	2	1	4	
-	6	Sivozhelez Evgeny	2	-	1	3	
-	9	Spiridonov Alexey	3	-	-	3	
-	12	Butko Alexander	-	1	-	1	
-	1	Obmochaev Alexey	-	-	-	-	
-	5	Grankin Sergey	-	-	-	-	
-	10	Ianutov Alexander	-	-	-	-	
-	14	Poletaev Victor	-	-	-	-	
-	15	Ilinykh Dmitriy	-	-	-	-	
Others			-	-	-	-	
Total Team			38	7	23	68	55.88



Block

Avg. by set

Rk	No	Name	Kill Blocks	Faults	Rebounds	Total Attempts	Note
1	8	Tetyukhin Sergey	2	-	2	4	0.67
1	12	Butko Alexander	2	-	-	2	0.67
1	4	Volvich Artem	2	1	5	8	0.67
1	17	Mikhaylov Maxim	2	3	2	7	0.67
5	6	Sivozhelez Evgeny	1	-	1	2	0.33
5	11	Vlasov Iliia	1	4	8	13	0.33
5	20	Kurkaev Ilyas	1	1	1	3	0.33
-	1	Obmochaev Alexey	-	-	-	-	
-	9	Spiridonov Alexey	-	-	-	-	
-	10	Ianutov Alexander	-	-	-	-	
-	14	Poletaev Victor	-	-	-	-	
-	15	Ilinykh Dmitriy	-	-	-	-	
-	13	Muserskiy Dmitriy	-	3	1	4	
-	5	Grankin Sergey	-	2	-	2	
Others			-	-	-	-	
Total Team			11	14	20	45	3.67





P-3 VOLLEYBALL • Match players ranking




FIVB Men's World Cup 2015
Site B - 2nd Round

Match: 36 Date: 16.09.2015 Spectators: 1'950
City: Toyama
Hall: Toyama City Gymnasium
Match duration: Start: 19:10 End: 20:33 Total: 1:23

Teams	Sets	1	2	3	4	5	Total
AUS	0	24	16	18			58
RUS	3	26	25	25			76
Set duration		0:28	0:25	0:24			1:17



RUS • Russia




Serve

Avg. by set

Rk	No	Name	Aces	Faults	Serve Hits	Total Attempts	Note
1	4	Volvich Artem	4	2	9	15	1.33
2	17	Mikhaylov Maxim	3	3	6	12	1.00
3	8	Tetyukhin Sergey	1	3	6	10	0.33
-	1	Obmochaev Alexey	-	-	-	-	
-	9	Spiridonov Alexey	-	-	-	-	
-	10	Ianutov Alexander	-	-	-	-	
-	11	Vlasov Ilia	-	-	6	6	
-	14	Poletaev Victor	-	-	-	-	
-	15	Ilinykh Dmitriy	-	-	-	-	
-	20	Kurkaev Ilyas	-	-	4	4	
-	5	Grankin Sergey	-	1	6	7	
-	13	Muserskiy Dmitriy	-	2	11	13	
-	6	Sivozhelez Evgeny	-	1	4	5	
-	12	Butko Alexander	-	2	1	3	
Others			-	-	-	-	
Total Team			8	14	53	75	2.67

Team

Opponent errors & Team faults	19	5		24	
-------------------------------	----	---	--	----	--



Dig

Avg. by set

Rk	No	Name	Digs	Faults	Receptions	Total Attempts	Note
1	8	Tetyukhin Sergey	4	1	2	7	1.33
2	1	Obmochaev Alexey	2	4	1	7	0.67
3	10	Ianutov Alexander	1	-	1	2	0.33
3	17	Mikhaylov Maxim	1	2	3	6	0.33
3	13	Muserskiy Dmitriy	1	2	2	5	0.33
3	5	Grankin Sergey	1	3	1	5	0.33
-	4	Volvich Artem	-	-	3	3	
-	6	Sivozhelez Evgeny	-	-	1	1	
-	9	Spiridonov Alexey	-	-	-	-	
-	11	Vlasov Ilia	-	-	2	2	
-	14	Poletaev Victor	-	-	-	-	
-	15	Ilinykh Dmitriy	-	-	-	-	
-	20	Kurkaev Ilyas	-	-	-	-	
-	12	Butko Alexander	-	2	-	2	
Others			-	-	-	-	
Total Team			10	14	16	40	3.33





P-3 VOLLEYBALL • Match players ranking



FIVB Men's World Cup 2015
Site B - 2nd Round

Match: 36 Date: 16.09.2015 Spectators: 1'950
City: Toyama
Hall: Toyama City Gymnasium
Match duration: Start: 19:10 End: 20:33 Total: 1:23

Teams	Sets	1	2	3	4	5	Total
AUS	0	24	16	18			58
RUS	3	26	25	25			76
Set duration		0:28	0:25	0:24			1:17



RUS • Russia



Set

Avg. by set

Rk	No	Name	Running Sets	Faults	Still Sets	Total Attempts	Note
1	12	Butko Alexander	17	-	14	31	5.67
2	5	Grankin Sergey	10	-	14	24	3.33
-	1	Obmochaev Alexey	-	-	-	-	
-	4	Volvich Artem	-	-	-	-	
-	6	Sivozhelez Evgeny	-	-	-	-	
-	8	Tetyukhin Sergey	-	-	-	-	
-	9	Spiridonov Alexey	-	-	-	-	
-	10	Ianutov Alexander	-	-	2	2	
-	11	Vlasov Ilia	-	-	-	-	
-	13	Muserskiy Dmitriy	-	-	2	2	
-	14	Poletaev Victor	-	-	-	-	
-	15	Ilinykh Dmitriy	-	-	-	-	
-	17	Mikhaylov Maxim	-	-	3	3	
-	20	Kurkaev Ilyas	-	-	-	-	
Others			-	-	-	-	
Total Team			27	-	35	62	9.00



Reception

Eff. %
Limit: 25.00%

Rk	No	Name	Excellents	Faults	Serve Receptions	Total Attempts	Note
1	10	Ianutov Alexander	14	1	8	23	56.52
2	8	Tetyukhin Sergey	7	2	4	13	38.46
-	17	Mikhaylov Maxim	1	1	3	5	
-	1	Obmochaev Alexey	2	-	2	4	
-	6	Sivozhelez Evgeny	2	-	2	4	
-	4	Volvich Artem	-	-	-	-	
-	5	Grankin Sergey	-	-	-	-	
-	9	Spiridonov Alexey	-	-	-	-	
-	11	Vlasov Ilia	-	-	-	-	
-	12	Butko Alexander	-	-	-	-	
-	13	Muserskiy Dmitriy	-	-	-	-	
-	14	Poletaev Victor	-	-	-	-	
-	15	Ilinykh Dmitriy	-	-	-	-	
-	20	Kurkaev Ilyas	-	-	-	-	
Others			-	-	-	-	
Total Team			26	4	19	49	44.90

