



P-3 VOLLEYBALL • Match players ranking




FIVB Men's World Cup 2015
Site B - 2nd Round

Match: 35 Date: 16.09.2015 Spectators: 1'750
City: Toyama
Hall: Toyama City Gymnasium
Match duration: Start: 15:10 End: 17:10 Total: 2:00

Teams	Sets	1	2	3	4	5	Total
CAN	1	25	15	19	19		78
POL	3	23	25	25	25		98
Set duration		0:32	0:23	0:27	0:29		1:51


CAN • Canada



Spike

Succ. %
Limit: 15.00%

Rk	No	Name	Spikes	Faults	Shots	Total Attempts	Note
1	2	Perrin John Gordon	14	2	7	23	60.87
2	22	Marshall Steven	10	3	10	23	43.48
-	15	Winters Frederic	5	5	2	12	
-	11	Jansen Vandoorn Daniel Cornelius	6	2	3	11	
-	6	Duff Justin	3	1	4	8	
-	18	Hoag Nicholas	-	1	5	6	
-	1	Sanders Tyler	1	-	-	1	
-	10	Van Lankvelt Toontje	-	-	1	1	
-	3	Lewis Daniel	-	-	-	-	
-	5	Verhoeff Rudy	-	-	-	-	
-	9	Schneider Dustin	-	-	-	-	
-	12	Schmitt Gavin	-	-	-	-	
-	19	Bann Blair Cameron	-	-	-	-	
Others			-	-	-	-	
Total Team			39	14	32	85	45.88



Block

Avg. by set

Rk	No	Name	Kill Blocks	Faults	Rebounds	Total Attempts	Note
1	11	Jansen Vandoorn Daniel Cornelius	4	3	6	13	1.00
2	6	Duff Justin	2	2	5	9	0.50
3	15	Winters Frederic	1	1	4	6	0.25
3	2	Perrin John Gordon	1	2	1	4	0.25
3	22	Marshall Steven	1	7	2	10	0.25
-	1	Sanders Tyler	-	-	5	5	
-	3	Lewis Daniel	-	-	-	-	
-	5	Verhoeff Rudy	-	-	-	-	
-	9	Schneider Dustin	-	-	-	-	
-	12	Schmitt Gavin	-	-	-	-	
-	19	Bann Blair Cameron	-	-	-	-	
-	18	Hoag Nicholas	-	1	2	3	
-	10	Van Lankvelt Toontje	-	2	-	2	
Others			-	-	-	-	
Total Team			9	18	25	52	2.25





P-3 VOLLEYBALL • Match players ranking




FIVB Men's World Cup 2015
Site B - 2nd Round

Match: 35 **Date:** 16.09.2015 **Spectators:** 1'750
City: Toyama
Hall: Toyama City Gymnasium
Match duration: **Start:** 15:10 **End:** 17:10 **Total:** 2:00

Teams	Sets	1	2	3	4	5	Total
CAN	1	25	15	19	19		78
POL	3	23	25	25	25		98
Set duration		0:32	0:23	0:27	0:29		1:51

CAN • Canada

Rk	No	Name	Aces	Faults	Serve Hits	Total Attempts	Note
1	1	Sanders Tyler	1	1	14	16	0.25
1	6	Duff Justin	1	1	10	12	0.25
-	3	Lewis Daniel	-	-	-	-	
-	5	Verhoeff Rudy	-	-	2	2	
-	9	Schneider Dustin	-	-	1	1	
-	10	Van Lankvelt Toontje	-	-	-	-	
-	12	Schmitt Gavin	-	-	-	-	
-	19	Bann Blair Cameron	-	-	-	-	
-	22	Marshall Steven	-	1	12	13	
-	2	Perrin John Gordon	-	2	13	15	
-	15	Winters Frederic	-	1	5	6	
-	18	Hoag Nicholas	-	1	3	4	
-	11	Jansen Vandoorn Daniel Cornelius	-	3	7	10	
Others			-	-	-	-	
Total Team			2	10	67	79	0.50




Serve

Avg. by set

Team	Opponent errors & Team faults	Aces	Faults	Total Attempts
	Opponent errors & Team faults	28	14	42

Rk	No	Name	Digs	Faults	Receptions	Total Attempts	Note
1	11	Jansen Vandoorn Daniel Cornelius	3	2	-	5	0.75
2	15	Winters Frederic	2	6	4	12	0.50
2	19	Bann Blair Cameron	2	6	2	10	0.50
4	2	Perrin John Gordon	1	4	4	9	0.25
-	5	Verhoeff Rudy	-	-	-	-	
-	10	Van Lankvelt Toontje	-	-	1	1	
-	12	Schmitt Gavin	-	-	-	-	
-	6	Duff Justin	-	1	2	3	
-	18	Hoag Nicholas	-	1	2	3	
-	22	Marshall Steven	-	4	6	10	
-	1	Sanders Tyler	-	4	2	6	
-	3	Lewis Daniel	-	3	-	3	
-	9	Schneider Dustin	-	1	-	1	
Others			-	-	-	-	
Total Team			8	32	23	63	2.00



Dig

Avg. by set





P-3 VOLLEYBALL • Match players ranking




FIVB Men's World Cup 2015
Site B - 2nd Round

Match: 35 Date: 16.09.2015 Spectators: 1'750
City: Toyama
Hall: Toyama City Gymnasium
Match duration: Start: 15:10 End: 17:10 Total: 2:00

Teams	Sets	1	2	3	4	5	Total
CAN	1	25	15	19	19		78
POL	3	23	25	25	25		98
Set duration		0:32	0:23	0:27	0:29		1:51


CAN • Canada



Set

Avg. by set

Rk	No	Name	Running Sets	Faults	Still Sets	Total Attempts	Note
1	1	Sanders Tyler	36	-	38	74	9.00
2	9	Schneider Dustin	1	-	2	3	0.25
-	2	Perrin John Gordon	-	-	2	2	
-	3	Lewis Daniel	-	-	2	2	
-	5	Verhoeff Rudy	-	-	-	-	
-	6	Duff Justin	-	-	-	-	
-	10	Van Lankvelt Toontje	-	-	-	-	
-	11	Jansen Vandoorn Daniel Cornelius	-	-	-	-	
-	12	Schmitt Gavin	-	-	-	-	
-	18	Hoag Nicholas	-	-	2	2	
-	19	Bann Blair Cameron	-	-	1	1	
-	22	Marshall Steven	-	-	-	-	
-	15	Winters Frederic	-	1	1	2	
Others			-	-	-	-	
Total Team			37	1	48	86	9.25



Reception

Eff. %
Limit: 25.00%

Rk	No	Name	Excellents	Faults	Serve Receptions	Total Attempts	Note
1	3	Lewis Daniel	14	5	7	26	34.62
2	2	Perrin John Gordon	8	2	13	23	26.09
-	15	Winters Frederic	6	1	5	12	
-	6	Duff Justin	1	1	5	7	
-	18	Hoag Nicholas	3	-	3	6	
-	11	Jansen Vandoorn Daniel Cornelius	2	-	-	2	
-	22	Marshall Steven	-	-	2	2	
-	1	Sanders Tyler	-	-	-	-	
-	5	Verhoeff Rudy	-	-	-	-	
-	9	Schneider Dustin	-	-	-	-	
-	10	Van Lankvelt Toontje	-	-	-	-	
-	12	Schmitt Gavin	-	-	-	-	
-	19	Bann Blair Cameron	-	-	-	-	
Others			-	-	-	-	
Total Team			34	9	35	78	32.05





P-3 VOLLEYBALL • Match players ranking



FIVB Men's World Cup 2015
Site B - 2nd Round

Match: 35 Date: 16.09.2015 Spectators: 1'750
City: Toyama
Hall: Toyama City Gymnasium
Match duration: Start: 15:10 End: 17:10 Total: 2:00

Teams	Sets	1	2	3	4	5	Total
CAN	1	25	15	19	19		78
POL	3	23	25	25	25		98
Set duration		0:32	0:23	0:27	0:29		1:51




POL • Poland



Spike

Succ. %
Limit: 15.00%

Rk	No	Name	Spikes	Faults	Shots	Total Attempts	Note
1	20	Mika Mateusz	12	2	4	18	66.67
2	21	Buszek Rafal	13	1	6	20	65.00
3	6	Kurek Bartosz	17	3	12	32	53.13
-	1	Nowakowski Piotr	10	1	3	14	
-	23	Bieniek Mateusz	3	1	4	8	
-	13	Kubiak Michal	2	2	2	6	
-	11	Drzyzga Fabian	2	-	-	2	
-	3	Konarski Dawid	1	-	-	1	
-	7	Klos Karol	-	-	-	-	
-	12	Lomacz Grzegorz	-	-	-	-	
-	15	Gacek Piotr	-	-	-	-	
-	17	Zatorski Pawel	-	-	-	-	
-	18	Mozdzonek Marcin	-	-	-	-	
-	25	Szalpuk Artur	-	-	-	-	
Others			-	-	-	-	
Total Team			60	10	31	101	59.41



Block

Avg. by set

Rk	No	Name	Kill Blocks	Faults	Rebounds	Total Attempts	Note
1	23	Bieniek Mateusz	5	5	2	12	1.25
2	1	Nowakowski Piotr	2	3	4	9	0.50
2	6	Kurek Bartosz	2	2	1	5	0.50
4	20	Mika Mateusz	1	-	1	2	0.25
4	11	Drzyzga Fabian	1	1	2	4	0.25
4	21	Buszek Rafal	1	2	2	5	0.25
-	3	Konarski Dawid	-	-	-	-	
-	7	Klos Karol	-	-	-	-	
-	12	Lomacz Grzegorz	-	-	-	-	
-	13	Kubiak Michal	-	-	1	1	
-	15	Gacek Piotr	-	-	-	-	
-	17	Zatorski Pawel	-	-	-	-	
-	18	Mozdzonek Marcin	-	-	-	-	
-	25	Szalpuk Artur	-	-	-	-	
Others			-	-	-	-	
Total Team			12	13	13	38	3.00





P-3 VOLLEYBALL • Match players ranking



FIVB Men's World Cup 2015
Site B - 2nd Round


Match: 35 Date: 16.09.2015 Spectators: 1'750
City: Toyama
Hall: Toyama City Gymnasium
Match duration: Start: 15:10 End: 17:10 Total: 2:00

Teams	Sets	1	2	3	4	5	Total
CAN	1	25	15	19	19		78
POL	3	23	25	25	25		98
Set duration		0:32	0:23	0:27	0:29		1:51



POL • Poland

Rk	No	Name	Aces	Faults	Serve Hits	Total Attempts	Note
1	20	Mika Mateusz	2	-	12	14	0.50
1	1	Nowakowski Piotr	2	2	11	15	0.50
1	6	Kurek Bartosz	2	4	7	13	0.50
4	23	Bieniek Mateusz	1	3	14	18	0.25
4	11	Drzyzga Fabian	1	3	10	14	0.25
4	21	Buszek Rafal	1	4	13	18	0.25
-	7	Klos Karol	-	-	-	-	
-	12	Lomacz Grzegorz	-	-	-	-	
-	13	Kubiak Michal	-	-	3	3	
-	15	Gacek Piotr	-	-	-	-	
-	17	Zatorski Pawel	-	-	-	-	
-	18	Mozdzonek Marcin	-	-	-	-	
-	25	Szalpuk Artur	-	-	-	-	
-	3	Konarski Dawid	-	2	-	2	
Others			-	-	-	-	
Total Team			9	18	70	97	2.25




Serve

Avg. by set

Team	Opponent errors & Team faults	Aces	Faults	Total Attempts
		17	6	23

Rk	No	Name	Digs	Faults	Receptions	Total Attempts	Note
1	17	Zatorski Pawel	3	7	9	19	0.75
2	21	Buszek Rafal	2	2	6	10	0.50
2	20	Mika Mateusz	2	3	3	8	0.50
4	1	Nowakowski Piotr	1	1	5	7	0.25
-	3	Konarski Dawid	-	-	1	1	
-	7	Klos Karol	-	-	-	-	
-	15	Gacek Piotr	-	-	-	-	
-	18	Mozdzonek Marcin	-	-	-	-	
-	25	Szalpuk Artur	-	-	-	-	
-	6	Kurek Bartosz	-	1	6	7	
-	11	Drzyzga Fabian	-	8	10	18	
-	23	Bieniek Mateusz	-	3	2	5	
-	13	Kubiak Michal	-	3	1	4	
-	12	Lomacz Grzegorz	-	1	-	1	
Others			-	-	-	-	
Total Team			8	29	43	80	2.00



Dig

Avg. by set





P-3 VOLLEYBALL • Match players ranking



FIVB Men's World Cup 2015
Site B - 2nd Round

Match: 35 Date: 16.09.2015 Spectators: 1'750
City: Toyama
Hall: Toyama City Gymnasium
Match duration: Start: 15:10 End: 17:10 Total: 2:00

Teams	Sets	1	2	3	4	5	Total
CAN	1	25	15	19	19		78
POL	3	23	25	25	25		98
Set duration		0:32	0:23	0:27	0:29		1:51



POL • Poland



Set

Avg. by set

Rk	No	Name	Running Sets	Faults	Still Sets	Total Attempts	Note
1	11	Drzyzga Fabian	33	-	41	74	8.25
2	12	Lomacz Grzegorz	6	-	2	8	1.50
-	1	Nowakowski Piotr	-	-	3	3	
-	3	Konarski Dawid	-	-	-	-	
-	6	Kurek Bartosz	-	-	1	1	
-	7	Klos Karol	-	-	-	-	
-	13	Kubiak Michal	-	-	-	-	
-	15	Gacek Piotr	-	-	-	-	
-	17	Zatorski Pawel	-	-	6	6	
-	18	Mozdzonek Marcin	-	-	-	-	
-	20	Mika Mateusz	-	-	2	2	
-	21	Buszek Rafal	-	-	1	1	
-	23	Bieniek Mateusz	-	-	2	2	
-	25	Szalpuk Artur	-	-	-	-	
Others			-	-	-	-	
Total Team			39	-	58	97	9.75



Reception

Eff. %
Limit: 25.00%

Rk	No	Name	Excellents	Faults	Serve Receptions	Total Attempts	Note
1	21	Buszek Rafal	20	1	7	28	67.86
-	17	Zatorski Pawel	11	1	4	16	
-	20	Mika Mateusz	8	-	5	13	
-	13	Kubiak Michal	6	-	3	9	
-	1	Nowakowski Piotr	1	-	-	1	
-	11	Drzyzga Fabian	-	-	1	1	
-	23	Bieniek Mateusz	-	-	1	1	
-	3	Konarski Dawid	-	-	-	-	
-	6	Kurek Bartosz	-	-	-	-	
-	7	Klos Karol	-	-	-	-	
-	12	Lomacz Grzegorz	-	-	-	-	
-	15	Gacek Piotr	-	-	-	-	
-	18	Mozdzonek Marcin	-	-	-	-	
-	25	Szalpuk Artur	-	-	-	-	
Others			-	-	-	-	
Total Team			46	2	21	69	63.77

