



P-3 VOLLEYBALL • Match players ranking



FIVB Men's World Cup 2015
Site B - 1st Round

Match: 28 Date: 13.09.2015 Spectators: 2'260
City: Hamamatsu
Hall: Hamamatsu Arena
Match duration: Start: 12:10 End: 14:12 Total: 2:02

Teams	Sets	1	2	3	4	5	Total
VEN	1	27	23	16	23		89
POL	3	25	25	25	25		100
Set duration		0:31	0:31	0:24	0:27		1:53




VEN • Venezuela



Spike

Succ. %
Limit: 15.00%

Rk	No	Name	Spikes	Faults	Shots	Total Attempts	Note
1	19	Rivas Willner	10	5	3	18	55.56
2	10	Pinerua Kervin	14	9	6	29	48.28
-	3	Gonzalez Fernando	7	1	5	13	
-	7	Valencia Gonzalez Edson Alberto	6	1	2	9	
-	12	Petit Melean Angel Vinicio	3	1	1	5	
-	23	Marquez Ivan	3	1	1	5	
-	18	Quijada Jonathan	3	2	-	5	
-	2	Barreto Jhonlen	3	-	-	3	
-	5	Rodriguez Emerson	1	1	-	2	
-	4	Mata Héctor	-	-	-	-	
-	9	Carrasco José	-	-	-	-	
-	11	Contreras Rangel Jhoser Rafael	-	-	-	-	
-	14	Montoya Martine Maximo Antonio	-	-	-	-	
-	20	Garcia Marquina Oscar Enrique	-	-	-	-	
Others			-	-	-	-	
Total Team			50	21	18	89	56.18



Block

Avg. by set

Rk	No	Name	Kill Blocks	Faults	Rebounds	Total Attempts	Note
1	19	Rivas Willner	3	1	-	4	0.75
1	12	Petit Melean Angel Vinicio	3	6	3	12	0.75
3	23	Marquez Ivan	2	5	1	8	0.50
4	3	Gonzalez Fernando	1	-	2	3	0.25
-	4	Mata Héctor	-	-	-	-	
-	5	Rodriguez Emerson	-	-	1	1	
-	9	Carrasco José	-	-	-	-	
-	11	Contreras Rangel Jhoser Rafael	-	-	-	-	
-	14	Montoya Martine Maximo Antonio	-	-	-	-	
-	20	Garcia Marquina Oscar Enrique	-	-	-	-	
-	7	Valencia Gonzalez Edson Alberto	-	2	2	4	
-	10	Pinerua Kervin	-	4	2	6	
-	18	Quijada Jonathan	-	4	2	6	
-	2	Barreto Jhonlen	-	1	-	1	
Others			-	-	-	-	
Total Team			9	23	13	45	2.25





P-3 VOLLEYBALL • Match players ranking



FIVB Men's World Cup 2015
Site B - 1st Round

Match: 28 **Date:** 13.09.2015 **Spectators:** 2'260
City: Hamamatsu
Hall: Hamamatsu Arena
Match duration: **Start:** 12:10 **End:** 14:12 **Total:** 2:02

Teams	Sets	1	2	3	4	5	Total
VEN	1	27	23	16	23		89
POL	3	25	25	25	25		100
Set duration		0:31	0:31	0:24	0:27		1:53



VEN • Venezuela

Rk	No	Name	Aces	Faults	Serve Hits	Total Attempts	Note
1	7	Valencia Gonzalez Edson Alberto	2	2	15	19	0.50
2	3	Gonzalez Fernando	1	3	7	11	0.25
-	4	Mata Héctor	-	-	-	-	
-	9	Carrasco José	-	-	1	1	
-	10	Pinerua Kervin	-	-	13	13	
-	11	Contreras Rangel Jhoser Rafael	-	-	-	-	
-	12	Petit Melean Angel Vinicio	-	-	12	12	
-	14	Montoya Martine Maximo Antonio	-	-	-	-	
-	18	Quijada Jonathan	-	-	7	7	
-	20	Garcia Marquina Oscar Enrique	-	-	-	-	
-	2	Barreto Jhonlen	-	1	5	6	
-	23	Marquez Ivan	-	1	4	5	
-	19	Rivas Willner	-	6	8	14	
-	5	Rodriguez Emerson	-	1	1	2	
Others			-	-	-	-	
Total Team			3	14	73	90	0.75



Serve

Avg. by set

Team	Opponent errors & Team faults	Aces	Faults	Total Attempts
		27	14	41

Rk	No	Name	Digs	Faults	Receptions	Total Attempts	Note
1	19	Rivas Willner	6	4	5	15	1.50
2	20	Garcia Marquina Oscar Enrique	4	4	2	10	1.00
3	7	Valencia Gonzalez Edson Alberto	2	-	2	4	0.50
4	2	Barreto Jhonlen	1	-	2	3	0.25
4	10	Pinerua Kervin	1	2	7	10	0.25
4	3	Gonzalez Fernando	1	2	2	5	0.25
4	12	Petit Melean Angel Vinicio	1	6	7	14	0.25
4	4	Mata Héctor	1	1	-	2	0.25
-	11	Contreras Rangel Jhoser Rafael	-	-	-	-	
-	14	Montoya Martine Maximo Antonio	-	-	-	-	
-	18	Quijada Jonathan	-	-	-	-	
-	5	Rodriguez Emerson	-	1	1	2	
-	9	Carrasco José	-	1	-	1	
-	23	Marquez Ivan	-	1	-	1	
Others			-	-	-	-	
Total Team			17	22	28	67	4.25



Dig

Avg. by set





P-3 VOLLEYBALL • Match players ranking



FIVB Men's World Cup 2015
Site B - 1st Round

Match: 28 Date: 13.09.2015 Spectators: 2'260
City: Hamamatsu
Hall: Hamamatsu Arena
Match duration: Start: 12:10 End: 14:12 Total: 2:02

Teams	Sets	1	2	3	4	5	Total
VEN	1	27	23	16	23		89
POL	3	25	25	25	25		100
Set duration		0:31	0:31	0:24	0:27		1:53



VEN • Venezuela



Set

Avg. by set

Rk	No	Name	Running Sets	Faults	Still Sets	Total Attempts	Note
1	12	Petit Melean Angel Vinicio	33	-	40	73	8.25
2	9	Carrasco José	3	-	1	4	0.75
-	2	Barreto Jhonlen	-	-	-	-	
-	3	Gonzalez Fernando	-	-	2	2	
-	4	Mata Héctor	-	-	3	3	
-	5	Rodriguez Emerson	-	-	-	-	
-	7	Valencia Gonzalez Edson Alberto	-	-	1	1	
-	10	Pinerua Kervin	-	-	-	-	
-	11	Contreras Rangel Jhoser Rafael	-	-	-	-	
-	14	Montoya Martine Maximo Antonio	-	-	-	-	
-	18	Quijada Jonathan	-	-	-	-	
-	19	Rivas Willner	-	-	2	2	
-	20	Garcia Marquina Oscar Enrique	-	-	1	1	
-	23	Marquez Ivan	-	-	-	-	
Others			-	-	-	-	
Total Team			36	-	50	86	9.00



Reception

Eff. %
Limit: 25.00%

Rk	No	Name	Excellents	Faults	Serve Receptions	Total Attempts	Note
1	4	Mata Héctor	16	1	5	22	68.18
2	3	Gonzalez Fernando	9	-	12	21	42.86
3	19	Rivas Willner	10	3	14	27	25.93
-	2	Barreto Jhonlen	3	1	6	10	
-	7	Valencia Gonzalez Edson Alberto	1	-	1	2	
-	12	Petit Melean Angel Vinicio	-	-	1	1	
-	5	Rodriguez Emerson	-	-	-	-	
-	9	Carrasco José	-	-	-	-	
-	10	Pinerua Kervin	-	-	-	-	
-	11	Contreras Rangel Jhoser Rafael	-	-	-	-	
-	14	Montoya Martine Maximo Antonio	-	-	-	-	
-	18	Quijada Jonathan	-	-	-	-	
-	20	Garcia Marquina Oscar Enrique	-	-	-	-	
-	23	Marquez Ivan	-	1	-	1	
Others			-	-	-	-	
Total Team			39	6	39	84	39.29





P-3 VOLLEYBALL • Match players ranking



FIVB Men's World Cup 2015


Site B - 1st Round

Match: 28 **Date:** 13.09.2015 **Spectators:** 2'260
City: Hamamatsu
Hall: Hamamatsu Arena
Match duration: **Start:** 12:10 **End:** 14:12 **Total:** 2:02

Teams	Sets	1	2	3	4	5	Total
VEN	1	27	23	16	23		89
POL	3	25	25	25	25		100
Set duration		0:31	0:31	0:24	0:27		1:53




POL • Poland



Spike

Succ. %
Limit: 15.00%

Rk	No	Name	Spikes	Faults	Shots	Total Attempts	Note
1	3	Konarski Dawid	14	6	5	25	56.00
2	21	Buszek Rafal	11	5	7	23	47.83
-	20	Mika Mateusz	6	1	4	11	
-	18	Mozdzonek Marcin	8	-	2	10	
-	13	Kubiak Michal	3	1	3	7	
-	7	Klos Karol	4	-	2	6	
-	25	Szalpuk Artur	3	1	1	5	
-	23	Bieniek Mateusz	2	1	-	3	
-	6	Kurek Bartosz	1	-	1	2	
-	1	Nowakowski Piotr	-	-	-	-	
-	11	Drzyzga Fabian	-	-	-	-	
-	12	Lomacz Grzegorz	-	-	-	-	
-	15	Gacek Piotr	-	-	-	-	
-	17	Zatorski Pawel	-	-	-	-	
Others			-	-	-	-	
Total Team			52	15	25	92	56.52



Block

Avg. by set

Rk	No	Name	Kill Blocks	Faults	Rebounds	Total Attempts	Note
1	18	Mozdzonek Marcin	6	4	3	13	1.50
2	3	Konarski Dawid	4	3	1	8	1.00
3	21	Buszek Rafal	2	6	1	9	0.50
-	1	Nowakowski Piotr	-	-	-	-	
-	6	Kurek Bartosz	-	-	-	-	
-	11	Drzyzga Fabian	-	-	-	-	
-	15	Gacek Piotr	-	-	-	-	
-	17	Zatorski Pawel	-	-	-	-	
-	23	Bieniek Mateusz	-	-	-	-	
-	25	Szalpuk Artur	-	-	-	-	
-	7	Klos Karol	-	6	2	8	
-	12	Lomacz Grzegorz	-	3	-	3	
-	13	Kubiak Michal	-	3	-	3	
-	20	Mika Mateusz	-	2	-	2	
Others			-	-	-	-	
Total Team			12	27	7	46	3.00





P-3 VOLLEYBALL • Match players ranking



FIVB Men's World Cup 2015
Site B - 1st Round


Match: 28 Date: 13.09.2015 Spectators: 2'260
City: Hamamatsu
Hall: Hamamatsu Arena
Match duration: Start: 12:10 End: 14:12 Total: 2:02

Teams	Sets	1	2	3	4	5	Total
VEN	1	27	23	16	23		89
POL	3	25	25	25	25		100
Set duration		0:31	0:31	0:24	0:27		1:53



POL • Poland

Rk	No	Name	Aces	Faults	Serve Hits	Total Attempts	Note
1	3	Konarski Dawid	4	2	9	15	1.00
2	12	Lomacz Grzegorz	1	-	13	14	0.25
2	13	Kubiak Michal	1	1	7	9	0.25
2	21	Buszek Rafal	1	2	11	14	0.25
2	7	Klos Karol	1	2	10	13	0.25
2	23	Bieniek Mateusz	1	1	4	6	0.25
-	1	Nowakowski Piotr	-	-	-	-	
-	11	Drzyzga Fabian	-	-	1	1	
-	15	Gacek Piotr	-	-	-	-	
-	17	Zatorski Pawel	-	-	-	-	
-	25	Szalpuk Artur	-	-	-	-	
-	18	Mozdzonek Marcin	-	1	13	14	
-	20	Mika Mateusz	-	3	7	10	
-	6	Kurek Bartosz	-	2	1	3	
Others			-	-	-	-	
Total Team			9	14	76	99	2.25




Serve

Avg. by set

Team	Opponent errors & Team faults	Aces	Faults	Total Attempts
		27	16	43

Rk	No	Name	Digs	Faults	Receptions	Total Attempts	Note
1	3	Konarski Dawid	4	3	5	12	1.00
1	15	Gacek Piotr	4	2	1	7	1.00
3	21	Buszek Rafal	3	4	4	11	0.75
4	7	Klos Karol	2	-	1	3	0.50
4	13	Kubiak Michal	2	-	2	4	0.50
4	12	Lomacz Grzegorz	2	1	2	5	0.50
7	20	Mika Mateusz	1	1	1	3	0.25
-	1	Nowakowski Piotr	-	-	-	-	
-	6	Kurek Bartosz	-	-	-	-	
-	11	Drzyzga Fabian	-	-	-	-	
-	17	Zatorski Pawel	-	-	-	-	
-	23	Bieniek Mateusz	-	-	-	-	
-	25	Szalpuk Artur	-	-	-	-	
-	18	Mozdzonek Marcin	-	2	1	3	
Others			-	-	-	-	
Total Team			18	13	17	48	4.50



Dig

Avg. by set





P-3 VOLLEYBALL • Match players ranking



FIVB Men's World Cup 2015
Site B - 1st Round

Match: 28 Date: 13.09.2015 Spectators: 2'260
City: Hamamatsu
Hall: Hamamatsu Arena
Match duration: Start: 12:10 End: 14:12 Total: 2:02

Teams	Sets	1	2	3	4	5	Total
VEN	1	27	23	16	23		89
POL	3	25	25	25	25		100
Set duration		0:31	0:31	0:24	0:27		1:53



POL • Poland



Set

Avg. by set

Rk	No	Name	Running Sets	Faults	Still Sets	Total Attempts	Note
1	12	Lomacz Grzegorz	36	1	36	73	9.00
2	11	Drzyzga Fabian	4	-	10	14	1.00
-	1	Nowakowski Piotr	-	-	-	-	
-	3	Konarski Dawid	-	-	-	-	
-	6	Kurek Bartosz	-	-	-	-	
-	7	Klos Karol	-	-	1	1	
-	13	Kubiak Michal	-	-	2	2	
-	15	Gacek Piotr	-	-	1	1	
-	17	Zatorski Pawel	-	-	-	-	
-	18	Mozdzonek Marcin	-	-	-	-	
-	20	Mika Mateusz	-	-	2	2	
-	21	Buszek Rafal	-	-	1	1	
-	23	Bieniek Mateusz	-	-	-	-	
-	25	Szalpuk Artur	-	-	-	-	
Others			-	-	-	-	
Total Team			40	1	53	94	10.00



Reception

Eff. %
Limit: 25.00%

Rk	No	Name	Excellents	Faults	Serve Receptions	Total Attempts	Note
1	20	Mika Mateusz	16	-	10	26	61.54
2	15	Gacek Piotr	12	1	8	21	52.38
-	21	Buszek Rafal	6	-	8	14	
-	13	Kubiak Michal	8	1	5	14	
-	1	Nowakowski Piotr	-	-	-	-	
-	3	Konarski Dawid	-	-	-	-	
-	6	Kurek Bartosz	-	-	-	-	
-	11	Drzyzga Fabian	-	-	-	-	
-	12	Lomacz Grzegorz	-	-	-	-	
-	17	Zatorski Pawel	-	-	-	-	
-	18	Mozdzonek Marcin	-	-	-	-	
-	23	Bieniek Mateusz	-	-	-	-	
-	25	Szalpuk Artur	-	-	-	-	
-	7	Klos Karol	-	1	-	1	
Others			-	-	-	-	
Total Team			42	3	31	76	51.32

